

Network Mobility  
Internet-Draft  
Expires: April 14, 2004

P. Thubert  
Cisco Systems  
R. Wakikawa  
Keio University  
V. Devarapalli  
Nokia  
October 15, 2003

Examples of basic Nemo usage  
draft-thubert-nemo-basic-usages-00

Status of this Memo

This document is an Internet-Draft and is in full conformance with all provisions of [Section 10 of RFC2026](#).

Internet-Drafts are working documents of the Internet Engineering Task Force (IETF), its areas, and its working groups. Note that other groups may also distribute working documents as Internet-Drafts.

Internet-Drafts are draft documents valid for a maximum of six months and may be updated, replaced, or obsoleted by other documents at any time. It is inappropriate to use Internet-Drafts as reference material or to cite them other than as "work in progress."

The list of current Internet-Drafts can be accessed at <http://www.ietf.org/ietf/lid-abstracts.txt>.

The list of Internet-Draft Shadow Directories can be accessed at <http://www.ietf.org/shadow.html>.

This Internet-Draft will expire on April 14, 2004.

Copyright Notice

Copyright (C) The Internet Society (2003). All Rights Reserved.

Abstract

This paper documents some practical scenarios and the associated issues when deploying Mobile Routers, conforming the Nemo Basic Support draft [6].

The aim here is specifically to provide some examples of organization of the Home Network, as they were discussed in the Nemo and Nemo Design mailing lists.

Internet-Draft

Nemo usages

October 2003

## Table of Contents

<a href="#">1.</a>	Introduction . . . . .	<a href="#">3</a>
<a href="#">2.</a>	Terminology and concepts . . . . .	<a href="#">4</a>
<a href="#">3.</a>	General Expectations . . . . .	<a href="#">5</a>
<a href="#">4.</a>	Extended Home Network . . . . .	<a href="#">6</a>
<a href="#">4.1</a>	Returning Home . . . . .	<a href="#">7</a>
<a href="#">5.</a>	Aggregated Home . . . . .	<a href="#">8</a>
<a href="#">5.1</a>	Returning Home . . . . .	<a href="#">8</a>
<a href="#">6.</a>	Virtual Home Network . . . . .	<a href="#">10</a>
<a href="#">7.</a>	Acknowledgements . . . . .	<a href="#">11</a>
	References . . . . .	<a href="#">11</a>
	Authors' Addresses . . . . .	<a href="#">12</a>
<a href="#">A.</a>	Returning Home in the virtual case . . . . .	<a href="#">13</a>
	Intellectual Property and Copyright Statements . . . . .	<a href="#">14</a>

Internet-Draft

Nemo usages

October 2003

## 1. Introduction

This document assumes that the reader is familiar with Mobile IPv6 as defined in [5], and with the concept of Mobile Router defined in the Nemo terminology document [8].

Three different organizations of the Home Network are documented:

**Extended Home Network:** In this disposition, the Home Network is but one subnet of a larger aggregation that encompasses the Mobile Networks, called extended Home Network. When at Home, a Mobile Router performs normal routing between the Home Link and the Mobile Networks.

**Aggregated Home Network:** In this disposition, the Home Network actually overlaps with the Mobile Networks. When at Home, a Mobile Router acts as a bridge between the Home Link and the Mobile Networks.

**Virtual Home Network:** In this disposition, there is no physical Home Link at all for the Mobile Routers to come back Home to.

In all three cases, the Home Agents collectively advertise only the aggregation of the Mobile Networks. The dichotomy is kept within the Home Agents and the Mobile Routers, as opposed to advertised by means of routing protocols to other parties.

Also, it is valid for a Mobile Router to register using an address from one of its own Mobile Network Prefixes in all three cases.

The examples provided hereafter aim at illustrating the Nemo Basic Support draft [6] but are by no mean at limiting its scope of application.

## [2. Terminology and concepts](#)

This draft uses the following additional terminology:

**Home Link:** The link attached to the interface at the Home Agent on which the Home Prefix is configured. The interface can be a virtual interface, in which case the Home Link is a virtual Home Link.

**Home Network:** The Network formed by the application of the Home Prefix on the Home Link. With Nemo, the concept of Home Network is extended as explained below.

**Home Address:** With Mobile IPv6, a Home Address is derived from the Home Network prefix. This is generalized in Nemo, with some limitations: A Home Address can be either derived from the Home Network or from one of the Mobile Router's Mobile Network prefixes.

**MRHA Tunnel:** The bi-directional tunnel between a Mobile Router and its Home Agent

**Mobile Aggregated Prefix:** An aggregation of Mobile Network Prefixes.

**Aggregated Home Network:** The Home Network associated with a Mobile Aggregated Prefix. This Aggregation is advertised as a subnet on the Home Link, and thus used as Home Network for Nemo purposes.

Extended Home Network: The network associated with the aggregation of one or more Home Network(s) and Mobile Network(s). As opposed to the Mobile IPv6 Home Network that is a subnet, the extended Home Network is an aggregation and is further subnetted.

Virtual Home Network: The Home Network associated with a Virtual Network. The Extended Home Network and the Aggregated Home Network can be configured as Virtual Home Network.

### [3.](#) General Expectations

With Mobile IPv6, the Home Network is generally a physical network interconnecting the Home Agents, and the Mobile Nodes that are at Home. Nemo extends the concept of Home so that it is not only a flat subnet composed of Home Addresses but an aggregation that is itself subnetted in mobile and Home Networks. This aggregation is still referred to as Home.

As an example, say that the aggregation has a global routing prefix of  $m = 48$  bits ( $A:B:C::/48$ ), with subnet ID size of  $n = 16$  bits ( $n + m = 64$ ).

Say that a Mobile Router, MR1, owns the Mobile Network Prefix  $A:B:C:1::/64$ . With basic Nemo, and depending on the deployment, MR1 may register using a Home Address from the Home network,  $A:B:C:0::1$ , say, or a Home Address,  $A:B:C:1::1$ , say, from one of its Mobile Network Prefixes.

In a given deployment, one subnet may be reserved for the Home Link (say  $A:B:C:0::/64$ ) while the others are attributed to Mobile Routers

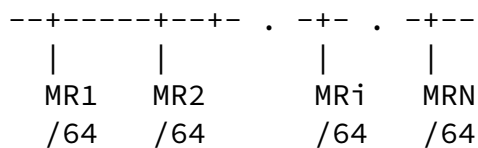
as Mobile Networks (as A:B:C:1::/64 for MR1). Another approach could be to configure the Aggregation of Mobile Networks as the subnet on the Home Link, and let the Mobile Routers manage the overlapping networks. Finally, the aggregation could be configured on a virtual network, with no physical Home Link at all, in which case Home means topologically and administratively close to the Home Agent that owns the virtual network.

The following sections provide additional information on these forms of Home Network:

#### [4. Extended Home Network](#)

One simple approach can be to reserve one or several subnets from an aggregation for the Home Link, and to use the other subnets as Mobile Network Prefixes. In that case, the Home Network and the Mobile Networks do not overlap. The aggregation is called an extended Home Network.

route	 v /48	A:B:C::/48
	HA   /64	A:B:C:0::/64



A:B:C:i::/64    0 < i <= N

extended Home Network

In that configuration:

- o There is one physical Home Network and multiple Mobile Networks
- o The Home and the Mobile Network prefixes are tailored to allow for IPv6 Stateless Address Autoconfiguration with typical interface identifier length for the type of interface (can be for example /64).
- o The prefix length of the extended Home Network is shorter than that of the Home Network and the Mobile Network prefixes, since it is an aggregation (can be for example /48).
- o The Mobile Routers are assigned individually a Home Address from the Home Network and use it to register their Mobile Network Prefix(es). In that case, the Home Agent performs DAD in the Home Network as prescribed by Mobile IPv6 for the Home Addresses.
- o Alternatively, a Mobile Router could also form a Home Address from one of its prefixes and use it to register, performing its own DAD on its ingress network.

#### [4.1](#) Returning Home

In the extended Home Network model, the Home Network is configured on a physical interface of the Home Agent, the Home Link.

A Mobile Router returns Home by connecting directly to the Home Link, and dropping the MRHA tunnel.

If the Home Address of the Mobile Router is derived from one of its Mobile Networks, then the MR may connect to the Home Link using an egress interface and autoconfigure an address on the Home Link. The MR recognizes the prefix of its Home Agent in order to decide that it is Home. Note that in that case the Home Address does not match the Home Prefix.

When at Home, the Mobile Router ensures the connectivity of the Mobile Network using standard router operations.

In particular, if the HA has the necessary information to continue routing to the Mobile Network Prefixes in the absence of registration, for instance if the Home Address of the Mobile Router is derived from the Home Network, and if the HA uses a static route to the Mobile Network Prefix(es) via that address, then the participation of the MR to the Home IGP is not required.

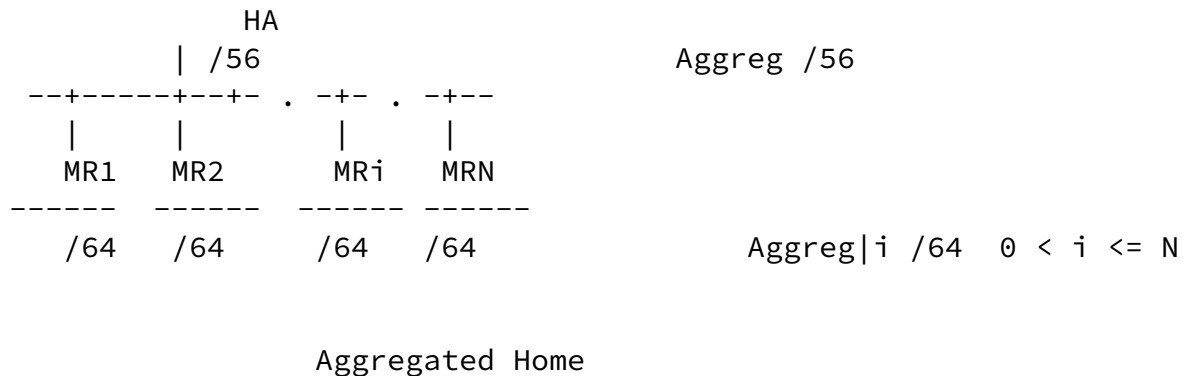
But in the general case, when the MR is at Home, it resumes IGP operations on the Home Link in order to advertise its Mobile Networks.

Alternate procedures for ensuring the connectivity of the Mobile Networks when at Home are described in [Section 6](#). In Particular, it is



## 5. Aggregated Home

One other approach is to consider that the Aggregation of all the mobile network prefixes is used plainly as the Home Network, referred to as the Aggregated Home Network. This means that the Mobile Aggregated Prefix is configured on the Home Link and advertised by the Home Agent as a subnet.



Note: a Mobile Router coming Home sees overlapping prefixes between the ingress and the egress interface and some specific support may be needed.

A node on the Home Link will compute that the Aggregated Home Network is actually a subnet on the Home Link and may use it for autoconfiguration purposes. Such a node may also install a connected route to the Aggregated Home Network over the Home Link.

As a result, unless the node has a better (longest match) route to a given Mobile Network Prefix, it will lookup all MNNs using Neighbour Discovery over the Home Link.

Thus, the Home Agent MUST intercept all the packets to the MNNs on the registered prefixes. In order to do so, the Home Agent MAY perform ND proxying for all addresses in all registered Mobile Network Prefixes, and protect the Mobile Network Prefix space from autoconfiguration by uncontrolled visitors on the Home Link.

Alternatives based on a routing protocol or ICMP redirect may apply in some cases.

### 5.1 Returning Home

The Aggregated Home Prefix is configured on a physical interface of the Home Agent, the Home Link. As a consequence, the Home Agent has a connected route to the Aggregated Home Network over the Home Link.

Internet-Draft

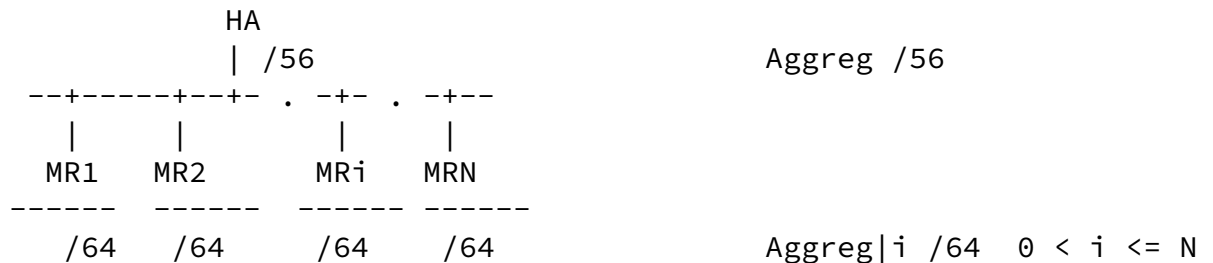
Nemo usages

October 2003

A Mobile Router returns Home by connecting directly to the Home Link, and dropping the MRHA tunnel.

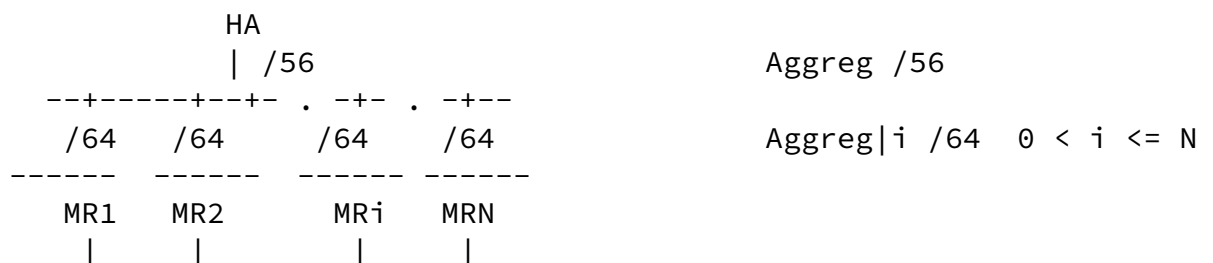
The Mobile Router recognizes its Home Link by a prefix match with its Home Agent. Note that it must expect a shorter prefix than that of its Mobile Networks, even if its Home Address is formed out of one of its Mobile Network Prefixes, but that the Home Address matches the Home Network Prefix.

When a Mobile Router connects to the Home Link using its egress interface, it MAY set up a bridge between its ingress interface(s) and the Home Link. Alternatively, the Mobile Router MAY perform ND proxying for all addresses in its Mobile Network Prefixes, between the egress and the related ingress interface. Since the prefixes on the egress and ingress interfaces are overlapping, routing is disallowed.



#### Bridging between egress and ingress

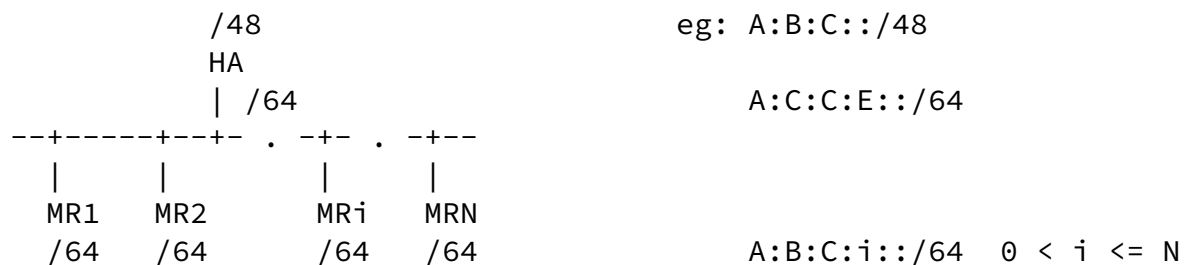
Alternatively, if the MR has a single ingress Interface, the Mobile Router may use the Mobile Link to connect to the Home Link, merging the two links in a single consistent network.



This fits the connected route model, since the Aggregated Home is truly located on that network.

## 6. Virtual Home Network

The Home Link can be configured on the Home Agent on a virtual link, in which case there's no physical Home Link for Mobile Routers to return Home or for Home Agents to discover each others and perform the ND level interactions as described in Mobile IPv6. [5]



### Virtual Home Network

The Extended Home network and the Aggregated Home network models can be adapted for virtual links. There is no change in the way Home Addresses are allocated. As in the case of a physical link, the Home Address of a Mobile router is constructed based on the the Home Prefix or one of the prefixes of its Mobile Network(s).

There are certain advantages to making the Home Link a virtual link:

A virtual link may not experience any disruption related to physical maintenance or to hardware problems, so it is more available than a physical link. The high availability of the Home Link is critical for the mobility service.

The Home Agent does not have to defend the Mobile Router's Home Address through Proxy Neighbor Discovery. The Home Agent does not

also have to perform Duplicate Address Detection (DAD) for the Mobile Router's Home Address when it receives a Binding Update from the Mobile Router.

The Mobile Router does not have to implement the Returning Home procedure ([section 11.5.4](#) of Mobile IPv6. [5]).

In order for a Mobile Router to emulate returning Home, it can connect to one or more access link(s) configured for that purpose on the Home Agent. The Mobile Router, after connecting to the access link, SHOULD not send any routing protocol updates on the egress interface because the routing information from the Mobile Router

might adversely affect IPv6 route aggregation on the Home Network. However, the Mobile Router must register its binding as if it was accessing a foreign link.

There are also some drawbacks to the virtual Home Link approach:

There can be only one Home Agent since Mobile IPv6 relies on Neighbor Discovery on the Home Link for other HA discovery and for Duplicate Address Detection.

The Home Agent must maintain a Binding Cache entry for a Mobile Router and forwarding state for its Mobile Network even when the Mobile Router is directly connected to it. All traffic to and from the Mobile Network is sent through the bi-directional tunnel regardless of the Mobile Router location. This results in a tunneling overhead even though the Mobile Router is connected to the Home Network.

Some solutions can be proposed in order to perform an equivalent of returning Home on a virtual Home Network. One such approach is sketched in appendix as an illustration.

## [7.](#) Acknowledgements

The authors wish to thank:

Erik Nordmark, Kent Leung, Thierry Ernst, TJ Kniveton and Alexandru Petrescu for their contributions.

## References

- [1] Deering, S. and R. Hinden, "Internet Protocol, Version 6 (IPv6) Specification", [RFC 2460](#), December 1998.
- [2] Narten, T., Nordmark, E. and W. Simpson, "Neighbor Discovery for IP Version 6 (IPv6)", [RFC 2461](#), December 1998.
- [3] Thomson, S. and T. Narten, "IPv6 Stateless Address Autoconfiguration", [RFC 2462](#), December 1998.
- [4] Hinden, R. and S. Deering, "Internet Protocol Version 6 (IPv6) Addressing Architecture", [RFC 3513](#), April 2003.
- [5] Johnson, D., Perkins, C. and J. Arkko, "Mobility Support in IPv6", [draft-ietf-mobileip-ipv6-24](#) (work in progress), July 2003.
- [6] Devarapalli, V., "Nemo Basic Support Protocol",

Thubert, et al.

Expires April 14, 2004

[Page 11]

---

Internet-Draft

Nemo usages

October 2003

- [draft-ietf-nemo-basic-support-01](#) (work in progress), September 2003.
- [7] Ernst, T., "Network Mobility Support Goals and Requirements", [draft-ietf-nemo-requirements-01](#) (work in progress), May 2003.
  - [8] Ernst, T. and H. Lach, "Network Mobility Support Terminology", [draft-ietf-nemo-terminology-00](#) (work in progress), May 2003.

## Authors' Addresses

Pascal Thubert  
Cisco Systems Technology Center  
Village d'Entreprises Green Side  
400, Avenue Roumanille  
Biot - Sophia Antipolis 06410  
FRANCE

EMail: [pthubert@cisco.com](mailto:pthubert@cisco.com)

Ryuji Wakikawa  
Keio University and WIDE  
5322 Endo Fujisawa Kanagawa  
252-8520  
JAPAN

EMail: ryuji@sfc.wide.ad.jp

Vijay Devarapalli  
Nokia Research Center  
313 Fairchild Drive  
Mountain View, CA 94043  
USA

EMail: vijay.devarapalli@nokia.com

#### [Appendix A](#). Returning Home in the virtual case

When a Home Link is virtual, all traffic to and from the Mobile Network is sent through the bi-directional tunnel even at the Home Link. This section describes one possible mechanism that extends basic Nemo to eliminate this tunneling overhead.

Although the Home Link is virtual, the Home Agent has at least one physical link to communicate with the external world. One or several of such links, called the virtual Home Access Links, are conceptually associated with the virtual Home Link and considered as part of Home.

When accessing one of its virtual Home Access Links, a Mobile Router autoconfigures a Care-of Address from a Router Advertisement as it would do on any visited link, in order to perform the next binding

flow.

If the Mobile Router is configured to recognize the virtual Home Access Links as part of Home, it deregisters by sending a Binding update with null lifetime sourced at the CareOf. Alternatively, the Home Agent may indicate that the MR is Home as a negative status in the binding acknowledgement. This is achieved by a prefix comparison(s) between the care-of address and the prefix(es) on the virtual Home Access Link(s).

With both approaches, the result of the binding flow is a deregistration. Consequently, both the Mobile Router and the Home Agent disable the bi-directional tunnel. At that point, the Home Agent configures its forwarding in order to reach the Mobile Router and its mobile networks at Home. For instance, this may take the form of a route to the Mobile Network prefixes via the MR Home Address, and a connected host route to the MR Home Address via the virtual Home Access link.

After successful binding de-registration, the Mobile Router MUST receive packets meant to the Mobile Router's Home Address at the Virtual Home Link. How to intercept packets addressed to the Home Address depends on implementations of the Mobile Router. If the Home Address is not configured at the egress interface, the Mobile Router MUST use proxy Neighbor Discovery to intercept all packets addressed to the Home Address on the virtual Home Link. Otherwise, the Mobile Router does not have to perform any special operation at the virtual Home Link.

After all procedures are done successfully, all IPv6 traffic to and from the Mobile Network are routed without a bi-directional tunnel between the Mobile Router and the Home Agent.

#### Intellectual Property Statement

The IETF takes no position regarding the validity or scope of any intellectual property or other rights that might be claimed to pertain to the implementation or use of the technology described in this document or the extent to which any license under such rights might or might not be available; neither does it represent that it has made any effort to identify any such rights. Information on the

IETF's procedures with respect to rights in standards-track and standards-related documentation can be found in [BCP-11](#). Copies of claims of rights made available for publication and any assurances of licenses to be made available, or the result of an attempt made to obtain a general license or permission for the use of such proprietary rights by implementors or users of this specification can be obtained from the IETF Secretariat.

The IETF invites any interested party to bring to its attention any copyrights, patents or patent applications, or other proprietary rights which may cover technology that may be required to practice this standard. Please address the information to the IETF Executive Director.

## Full Copyright Statement

Copyright (C) The Internet Society (2003). All Rights Reserved.

This document and translations of it may be copied and furnished to others, and derivative works that comment on or otherwise explain it or assist in its implementation may be prepared, copied, published and distributed, in whole or in part, without restriction of any kind, provided that the above copyright notice and this paragraph are included on all such copies and derivative works. However, this document itself may not be modified in any way, such as by removing the copyright notice or references to the Internet Society or other Internet organizations, except as needed for the purpose of developing Internet standards in which case the procedures for copyrights defined in the Internet Standards process must be followed, or as required to translate it into languages other than English.

The limited permissions granted above are perpetual and will not be revoked by the Internet Society or its successors or assignees.

This document and the information contained herein is provided on an "AS IS" basis and THE INTERNET SOCIETY AND THE INTERNET ENGINEERING TASK FORCE DISCLAIMS ALL WARRANTIES, EXPRESS OR IMPLIED, INCLUDING BUT NOT LIMITED TO ANY WARRANTY THAT THE USE OF THE INFORMATION



MERCHANTABILITY OR FITNESS FOR A PARTICULAR PURPOSE.

#### Acknowledgement

Funding for the RFC Editor function is currently provided by the Internet Society.