

Network Working Group  
Internet-Draft  
Intended status: Informational  
Expires: December 19, 2015

J. Iyengar  
I. Swett  
Google  
June 17, 2015

**QUIC: A UDP-Based Secure and Reliable Transport for HTTP/2  
draft-tsvwg-quick-protocol-00**

Abstract

QUIC (Quick UDP Internet Connection) is a new multiplexed and secure transport atop UDP, designed from the ground up and optimized for HTTP/2 semantics. While built with HTTP/2 as the primary application protocol, QUIC builds on decades of transport and security experience, and implements mechanisms that make it attractive as a modern general-purpose transport. QUIC provides multiplexing and flow control equivalent to HTTP/2, security equivalent to TLS, and connection semantics, reliability, and congestion control equivalent to TCP.

Status of This Memo

This Internet-Draft is submitted in full conformance with the provisions of [BCP 78](#) and [BCP 79](#).

Internet-Drafts are working documents of the Internet Engineering Task Force (IETF). Note that other groups may also distribute working documents as Internet-Drafts. The list of current Internet-Drafts is at <http://datatracker.ietf.org/drafts/current/>.

Internet-Drafts are draft documents valid for a maximum of six months and may be updated, replaced, or obsoleted by other documents at any time. It is inappropriate to use Internet-Drafts as reference material or to cite them other than as "work in progress."

This Internet-Draft will expire on December 19, 2015.

Copyright Notice

Copyright (c) 2015 IETF Trust and the persons identified as the document authors. All rights reserved.

This document is subject to [BCP 78](#) and the IETF Trust's Legal Provisions Relating to IETF Documents (<http://trustee.ietf.org/license-info>) in effect on the date of publication of this document. Please review these documents carefully, as they describe your rights and restrictions with respect

to this document. Code Components extracted from this document must include Simplified BSD License text as described in Section 4.e of the Trust Legal Provisions and are provided without warranty as described in the Simplified BSD License.

## **1. Contributors**

This document and protocol is the outcome of work by several engineers at Google.

## **2. Introduction**

QUIC (Quick UDP Internet Connection) is a new multiplexed and secure transport atop UDP, designed from the ground up and optimized for HTTP/2 semantics. While built with HTTP/2 as the primary application protocol, QUIC builds on decades of transport and security experience, and implements mechanisms that make it attractive as a modern general-purpose transport. QUIC provides multiplexing and flow control equivalent to HTTP/2, security equivalent to TLS, and connection semantics, reliability, and congestion control equivalent to TCP.

QUIC operates entirely in userspace, and is currently shipped to users as a part of the Chromium browser, enabling rapid deployment and experimentation. As a userspace transport atop UDP, QUIC allows innovations which have proven difficult to deploy with existing protocols as they are hampered by legacy clients and middleboxes, or by prolonged Operating System development and deployment cycles.

An important goal for QUIC is to inform better transport design through rapid experimentation. As a result, we hope to inform and where possible migrate distilled changes into TCP and TLS, which tend to have much longer iteration cycles.

This document describes the conceptual design and the wire specification of the QUIC protocol. Accompanying documents describe the combined crypto and transport handshake [[QUIC-CRYPTO](#)], and loss recovery and congestion control [[draft-quic-loss-recovery](#)]. Additional resources, including a more detailed rationale document, are available on the Chromium QUIC webpage [[1](#)].

## **3. Conventions and Definitions**

All integer values used in QUIC, including length, version, and type, are in little-endian byte order, and not in network byte order. QUIC does not enforce alignment of types in dynamically sized frames.

A few terms that are used throughout this document are defined below.

- o "Client": The endpoint initiating a QUIC connection.
- o "Server": The endpoint accepting incoming QUIC connections.
- o "Endpoint": The client or server end of a connection.
- o "Stream": A bi-directional flow of bytes across a logical channel within a QUIC connection.
- o "Connection": A conversation between two QUIC endpoints with a single encryption context that multiplexes streams within it.
- o "Connection ID": The identifier for a QUIC connection.
- o "QUIC Packet": A well-formed UDP payload that can be parsed by a QUIC receiver. QUIC packet size in this document refers to the UDP payload size.

#### **4. A QUIC Overview**

We now briefly describe QUIC's key mechanisms and benefits. QUIC is functionally equivalent to TCP+TLS+HTTP/2, but implemented on top of UDP. Key advantages of QUIC over TCP+TLS+HTTP/2 include:

- o Connection establishment latency
- o Flexible congestion control
- o Multiplexing without head-of-line blocking
- o Authenticated and Encrypted Header and Payload
- o Stream and Connection Flow Control
- o Forward error correction
- o Connection migration

##### **4.1. Connection Establishment Latency**

For a complete description of connection establishment, please see the QUIC Crypto design [2] document. Briefly, QUIC handshakes frequently require zero roundtrips before sending payload, as compared to 1-3 roundtrips for TCP+TLS.

The first time a QUIC client connects to a server, the client must perform a 1-roundtrip handshake in order to acquire the necessary information to complete the handshake. The client sends an inchoate

(empty) client hello (CHLO), the server sends a rejection (REJ) with the information the client needs to make forward progress. This information includes a source address token, which is used to verify the client's IP on a subsequent CHLO, and the server's certificates. The next time the client sends a CHLO, it can use the cached credentials from the previous connection to immediately send encrypted requests to the server.

#### **4.2. Flexible Congestion Control**

QUIC has pluggable congestion control, and richer signaling than TCP means that it can provide richer information to the congestion control algorithm than TCP. Currently, Google's implementation of QUIC uses a reimplement of TCP Cubic; we are currently experimenting with alternative approaches.

One example of richer information is that each packet, both original and retransmitted, carries a new sequence number. This allows a QUIC sender to distinguish ACKs for retransmissions from ACKs for original transmissions, thus avoiding TCP's retransmission ambiguity problem. QUIC ACKs also explicitly carry the delay between the receipt of a packet and its acknowledgment being sent, and together with the monotonically-increasing sequence numbers, this allows for precise roundtrip-time (RTT) calculation.

Finally, QUIC's ACK frames support up to 256 NACK ranges, so QUIC is more resilient to reordering than TCP (with SACK), as well as able to keep more bytes on the wire when there is reordering or loss. Both client and server have a more accurate picture of which packets the peer has received.

#### **4.3. Stream and Connection Flow Control**

QUIC implements stream- and connection-level flow control, closely following HTTP/2's flow control. QUIC's stream-level flow control works as follows. A QUIC receiver advertises the absolute byte offset within each stream upto which the receiver is willing to receive data. As data is sent, received, and delivered on a particular stream, the receiver sends WINDOW\_UPDATE frames that increase the advertised offset limit for that stream, allowing the peer to send more data on that stream.

In addition to per-stream flow control, QUIC implements connection-level flow control to limit the aggregate buffer that a QUIC receiver is willing to allocate to a connection. Connection flow control works in the same way as stream flow control, but the bytes delivered and highest received offset are all aggregates across all streams.

Similar to TCP's receive-window autotuning, QUIC implements autotuning of flow control credits for both stream and connection flow controllers. QUIC's autotuning increases the size of the credits sent per WINDOW\_UPDATE frame if it appears to be limiting the sender's rate, and throttles the sender when the receiving application is slow.

#### **4.4. Multiplexing**

HTTP/2 on TCP suffers from head-of-line blocking in TCP. Since HTTP/2 multiplexes many streams atop TCP's single-bytestream abstraction, a loss of a TCP segment results in blocking of all subsequent segments until a retransmission arrives, irrespective of the HTTP/2 stream that is encapsulated in subsequent segments.

Because QUIC is designed from the ground up for multiplexed operation, lost packets carrying data for an individual stream generally only impact that specific stream. Each stream frame can be immediately dispatched to that stream on arrival, so streams without loss can continue to be reassembled and make forward progress in the application.

Caveat: QUIC currently compresses HTTP headers via HTTP/2 HPACK header compression, which imposes head-of-line blocking for header frames only.

#### **4.5. Authenticated and Encrypted Header and Payload**

TCP headers appear in plaintext on the wire and not authenticated, causing a plethora of injection and header manipulation issues for TCP, such as receive-window manipulation and sequence-number overwriting. While some of these are active attacks, others are mechanisms used by middleboxes in the network sometimes in an attempt to transparently improve TCP performance. However, even "performance-enhancing" middleboxes still effectively limit the evolvability of the transport protocol, as has been observed in the design of MPTCP and in its subsequent deployability issues.

QUIC packets are always encrypted. While some parts of the packet header are not encrypted, they are still authenticated by the receiver so as to thwart any packet injection or manipulation by third parties. QUIC protects connections from witting or unwitting middlebox manipulation of end-to-end communication.

(Caveat:PUBLIC\_RESET packets that reset a connection are currently not authenticated.)

#### **4.6. Forward Error Correction**

In order to recover lost packets without waiting for a retransmission, QUIC currently employs a simple XOR-based FEC scheme. An FEC packet contains parity of the packets in the FEC group. If one of the packets in the group is lost, the contents of that packet can be recovered from the FEC packet and the remaining packets in the group. The sender may decide whether to send FEC packets to optimize specific scenarios (e.g., beginning and end of a request).

#### **4.7. Connection Migration**

TCP connections are identified by a 4-tuple of source address, source port, destination address and destination port. A well-known problem with TCP is that connections do not survive IP address changes (for example, by switching from WiFi to cellular) or port number changes (when a client's NAT binding expires causing a change in the port number seen at the server). While MPTCP addresses the connection migration problem for TCP, it is still plagued by lack of middlebox support and lack of OS deployment.

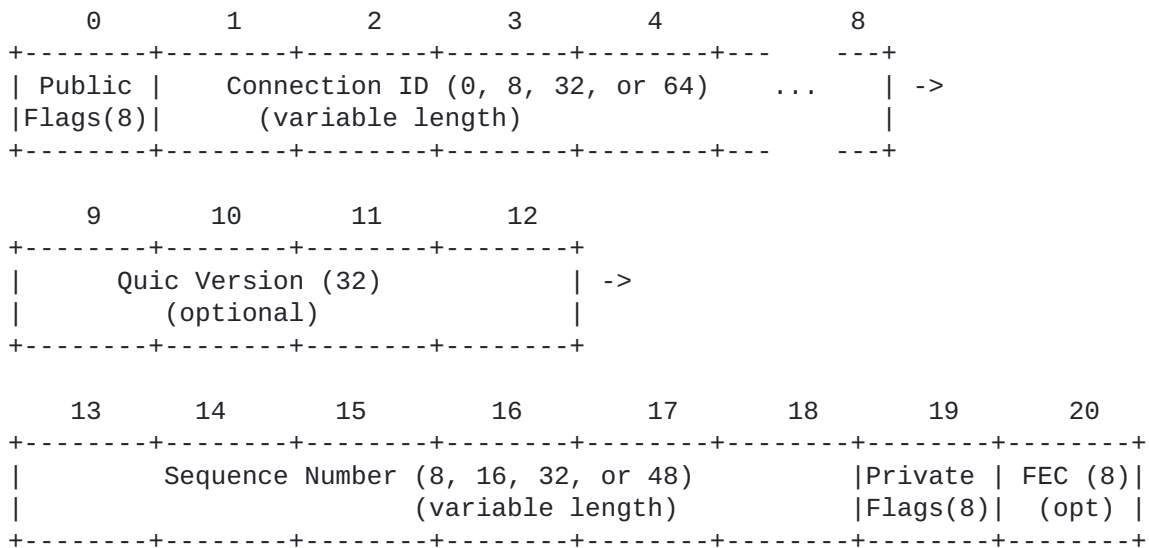
QUIC connections are identified by a 64-bit Connection ID, randomly generated by the client. QUIC can survive IP address changes and NAT re-bindings since the Connection ID remains the same across these migrations. QUIC also provides automatic cryptographic verification of a migrating client, since a migrating client continues to use the same session key for encrypting and decrypting packets.

### **5. Packet Types and Formats**

QUIC has four packet types: Version Negotiation Packets, Frame Packets, FEC Packets, and Public Reset Packets. All QUIC packets should be sized to fit within the path's MTU to avoid IP fragmentation. Path MTU discovery is a work in progress, and the current QUIC implementation uses a 1350-byte maximum QUIC packet size for IPv6, 1370 for IPv4.

#### **5.1. QUIC Common Packet Header**

All QUIC packets on the wire begin with a common header sized between 2 and 21 bytes. The wire format for the common header is as follows:



QUIC packets are authenticated and encrypted. The first part of the common header upto and including the Sequence Number field is authenticated but not encrypted, and the rest of the packet starting with the Private Flags field is encrypted.

The unencrypted payload may include various type-dependent header bytes as described below.

The fields in the common header are the following:

- o Public Flags:

- \* Bit at 0x01 is set to indicate that the packet contains a QUIC Version. This bit must be set by a client in all packets until confirmation from the server arrives agreeing to the proposed version is received by the client. A server indicates agreement on a version by sending packets without setting this bit. Version Negotiation is described in more detail later.
- \* Bit at 0x02 is set to indicate that the packet is a Public Reset packet.
- \* Two bits at 0x0C indicate the size of the Connection ID that is present in the packet. These bits must be set to 0x0C in all packets until negotiated to a different value for a given direction (e.g., client may request fewer bytes of the Connection ID be presented).
  - + 0x0C indicates an 8-byte Connection ID is present

- + 0x08 indicates that a 4-byte Connection ID is present
- + 0x04 indicates that a 1-byte Connection ID is used
- + 0x00 indicates that the Connection ID is omitted
- \* Two bits at 0x30 indicate the number of low-order-bytes of the packet sequence number that are present in each packet. The bits are only used for Frame Packets. For Public Reset and Version Negotiation Packets (sent by the server) which don't have a sequence number, these bits are not used and must be set to 0. Within this 2 bit mask:
  - + 0x30 indicates that 6 bytes of the sequence number is present
  - + 0x20 indicates that 4 bytes of the sequence number is present
  - + 0x10 indicates that 2 bytes of the sequence number is present
  - + 0x00 indicates that 1 byte of the sequence number is present
- \* Two bits at 0xC0 are currently unused, and must be set to 0.
- o Connection ID: This is an unsigned 64 bit statistically random number selected by the client that is the identifier of the connection. Because QUIC connections are designed to remain established even if the client roams, the IP 4-tuple (source IP, source port, destination IP, destination port) may be insufficient to identify the connection. For each transmission direction, when less uniqueness is sufficient to identify the connection, a truncated transmitted Connection ID length is negotiable.
- o QUIC Version: A 32 bit opaque tag that represents the version of the QUIC protocol. Only present if the public flags contain FLAG\_VERSION (i.e public\_flags & FLAG\_VERSION !=0). A client may set this flag, and include EXACTLY one proposed version, as well as including arbitrary data (conforming to that version). A server may set this flag when the client-proposed version was unsupported,, and may then provide a list (0 or more) of acceptable versions, but MUST not include any data after the version(s). Examples of version values in recent experimental versions include "Q015" which corresponds to byte 9 containing 'Q', byte 10 containing '0', etc. [See list of changes in various versions listed at the end of this document.]



- o Sequence Number: The lower 8, 16, 32, or 48 bits of the sequence number, based on which FLAG\_BYTE\_SEQUENCE\_NUMBER flag is set in the public flags. See "Sequence numbers" below.
- o Private Flags:
  - \* 0x01 = FLAG\_ENTROPY - for data packets, signifies that this packet contains the 1 bit of entropy, for fec packets, contains the xor of the entropy of protected packets.
  - \* 0x02 = FLAG\_FEC\_GROUP - indicates whether the fec byte is present.
  - \* 0x04 = FLAG\_FEC - signifies that this packet represents an FEC packet.
- o FEC (FEC Group Number Offset): An FEC Group Number is the Packet Sequence Number of the first packet in the FEC group. The FEC Group Number Offset is an 8 bit unsigned value which should be subtracted from the current packet's Packet Sequence Number to yield the FEC Group Number for this packet. This is only present if the private flags contain FLAG\_FEC\_GROUP. All packets within a single FEC group must have Sequence Numbers encoded into an identical number of bytes (i.e., the Sequence Number coding must not change during a group)
- o Sequence Number: Each QUIC Frame Packet (as opposed to public reset and version negotiation packets) is assigned a sequence number by the sender. The first packet sent by an endpoint shall have a sequence number of 1, and each subsequent packet shall have a sequence number one larger than that of the previous packet. The lower 64 bits of the sequence number may be used as part of a cryptographic nonce; therefore, a QUIC endpoint must not send a packet with a sequence number that cannot be represented in 64 bits. If a QUIC endpoint transmits a packet with a sequence number of  $(2^{64}-1)$ , that packet must include a CONNECTION\_CLOSE frame with an error code of QUIC\_SEQUENCE\_NUMBER\_LIMIT\_REACHED, and the endpoint must not transmit any additional packets. At most the lower 48 bits of a sequence number are transmitted. To enable unambiguous reconstruction of the sequence number by the receiver, a QUIC endpoint must not transmit a packet whose sequence number is larger by  $(2^{(\text{bitlength}-2)})$  than the largest sequence number for which an acknowledgement is known to have been transmitted by the receiver. Therefore, there must never be more than  $(2^{46})$  packets in flight. Any truncated sequence number shall be inferred to have the value closest to the one more than the largest known sequence number of the endpoint which transmitted the packet that originally contained the truncated

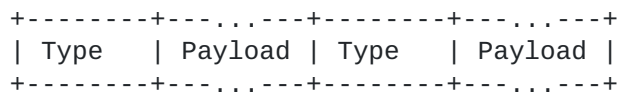
sequence number. The transmitted portion of the sequence number matches the lowest bits of the inferred value.

**5.2. Version Negotiation Packet**

(Describe version negotiation packet.)

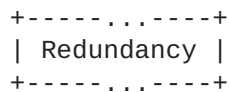
**5.3. Frame Packet**

Beyond the Common Header, Frame Packets have a payload that is a series of type-prefixed frames. The format of frame types is defined later in this document, but the general format of a Frame Packet is as follows:




**5.4. FEC Packet**

FEC packets (those packets with FLAG\_FEC set) have a payload that simply contains an XOR of the null-padded payload of each Data Packet in the FEC group.



**5.5. Public Reset Packet**

Public reset packets begin with an 8-bit public flags and 64-bit Connection ID. The rest of the public reset packets is encoded as if it were a crypto handshake message of the tag PRST (see accompanying crypto document for more about QUIC Tags):



Tag value map: The tag value map contains the following tag-values:

- o RNON (public reset nonce proof) - a 64-bit unsigned integer. Mandatory.
- o RSEQ (rejected sequence number) - a 64-bit sequence number. Mandatory.
- o CADR (client address) - the observed client IP address and port number. Optional.

(TODO: Public Reset packet should include authenticated (destination) server IP/port.)

## **6. Life of a QUIC Connection**

### **6.1. Connection Establishment**

A QUIC client is the endpoint that initiates a connection. QUIC's connection establishment intertwines version negotiation with the crypto and transport handshakes to reduce connection establishment latency. We first describe version negotiation below.

(Describe Version Negotiation.)

The rest of the connection establishment is described in the crypto handshake document [[QUIC-CRYPTO](#)]. The crypto handshake is encapsulated within Frame Packets, as stream data on the crypto stream (described later in this section).

During connection establishment, QUIC sends various "Tags" inside the handshake packets for negotiating transport parameters. The currently used Tags are described later in the document.

### **6.2. Data Transfer**

QUIC implements connection reliability, congestion control, and flow control. QUIC flow control closely follows HTTP/2's flow control. QUIC reliability and congestion control are described in an accompanying document. A QUIC connection uses a single packet sequence number space for shared congestion control and loss recovery across the connection.

All data transferred in a QUIC connection, including the crypto handshake, is sent as data inside streams, but the ACKs acknowledge QUIC Packets.

This section conceptually describes the use of streams for data transfer within a QUIC connection. The various frames that are

mentioned in this section are described in the section on Frame Types and Formats.

### **6.2.1. Life of a QUIC Stream**

Streams are independent sequences of bi-directional data cut into stream frames. Streams can be created either by the client or the server, can concurrently send data interleaved with other streams, and can be cancelled. QUIC's stream lifetime is modeled closely after HTTP/2's [[RFC7540](#)]. (HTTP/2's usage of QUIC streams is described in more detail later in the document.)

Stream creation is done implicitly, by sending a STREAM frame for a given stream. To avoid stream ID collision, the Stream-ID must be even if the server initiates the stream, and odd if the client initiates the stream. 0 is not a valid Stream-ID. Stream 1 is reserved for the crypto handshake, which should be the first client-initiated stream. Stream 3 is reserved for transmitting compressed headers for all other streams, ensuring reliable in-order delivery and processing of headers.

Stream-IDs from each side of the connection must increase monotonically as new streams are created. E.g. Stream 2 may be created after stream 3, but stream 7 must not be created after stream 9. The peer may receive streams out of order. For example, if a server receives packet 10 including frames for stream 9 before it receives packet 9 including frames for stream 7, it should handle this gracefully.

If the endpoint receiving a STREAM frame does not want to accept the stream, it can immediately respond with a RST\_STREAM frame (described below). Note, however, that the initiating endpoint may have already sent data on the stream as well; this data must be ignored.

Once a stream is created, it can be used to send and receive data. This means that a series of stream frames can be sent by a QUIC endpoint on a stream until the stream is terminated in that direction.

Either QUIC endpoint can terminate a stream normally. There are three ways that streams can be terminated:

1. Normal termination: Since streams are bidirectional, streams can be "half-closed" or "closed". When one side of the stream sends a frame with the FIN bit set to true, the stream is considered to be "half-closed" in that direction. A FIN indicates that no further data will be sent from the sender of the FIN on this stream. When a QUIC endpoint has both sent and received a FIN,

the endpoint considers the stream to be "closed". While the FIN should be sent with the last user data for a stream, the FIN bit can be sent on an empty stream frame following the last data on the stream.

2. Abrupt termination: Either the client or server can send a RST\_STREAM frame for a stream at any time. A RST\_STREAM frame contains an error code to indicate the reason for failure (error codes are listed later in the document.) When a RST\_STREAM frame is sent from the stream originator, it indicates a failure to complete the stream and that no further data will be sent on the stream. When a RST\_STREAM frame is sent from the stream receiver, the sender, upon receipt, should stop sending any data on the stream. The stream receiver should be aware that there is a race between data already in transit from the sender and the time the RST\_STREAM frame is received. In order to ensure that the connection-level flow control is correctly accounted, even if a RST\_STREAM frame is received, a sender needs to ensure that either: the FIN and all bytes in the stream are received by the peer or a RST\_STREAM frame is received by the peer. This also means that the sender of a RST\_STREAM frame needs to continue responding to incoming STREAM\_FRAMES on this stream with the appropriate WINDOW\_UPDATES to ensure that the sender does not get flow control blocked attempting to delivery the FIN.
3. Streams are also terminated when the connection is terminated, as described in the next section.

### **6.3. Connection Termination**

Connections should remain open until they become idle for a pre-negotiated period of time. When a server decides to terminate an idle connection, it should not notify the client to avoid waking up the radio on mobile devices. A QUIC connection, once established, can be terminated in one of two ways:

1. Explicit Shutdown: An endpoint sends a CONNECTION\_CLOSE frame to the peer initiating a connection termination. An endpoint may send a GOAWAY frame to the peer prior to a CONNECTION\_CLOSE to indicate that the connection will soon be terminated. A GOAWAY frame when sent signals to the peer that any active streams will continue to be processed, but the sender of the GOAWAY will not initiate any additional streams and will not accept any new incoming streams. On termination of the active streams, a CONNECTION\_CLOSE may be sent. If an endpoint sends a CONNECTION\_CLOSE frame while unterminated streams are active (no FIN bit or RST\_STREAM frames have been sent or received for one

or more streams), then the peer must assume that the streams were incomplete and were abnormally terminated.

2. **Implicit Shutdown:** The default idle timeout for a QUIC connection is 30 seconds, and is a required parameter("ICSL") in connection negotiation. The maximum is 10 minutes. If there is no network activity for the duration of the idle timeout, the connection is closed. By default a CONNECTION\_CLOSE frame will be sent. A silent close option can be enabled when it is expensive to send an explicit close, such as mobile networks that must wake up the radio.

An endpoint may also send a PUBLIC\_RESET packet at any time during the connection to abruptly terminate an active connection. A PUBLIC\_RESET is the QUIC equivalent of a TCP RST.

## 7. Frame Types and Formats

QUIC Frame Packets are populated by frames. which have a Frame Type byte, which itself has a type-dependent interpretation, followed by type-dependent frame header fields. All frames are contained within single QUIC Packets and no frame can span across a QUIC Packet boundary.

### 7.1. Frame Types

There are two interpretations for the Frame Type byte, resulting in two frame types: Special Frame Types, and Regular Frame Types. Special Frame Types encode both a Frame Type and corresponding flags all in the Frame Type byte, while Regular Frame Types use the Frame Type byte simply.

Currently defined Special Frame Types are:

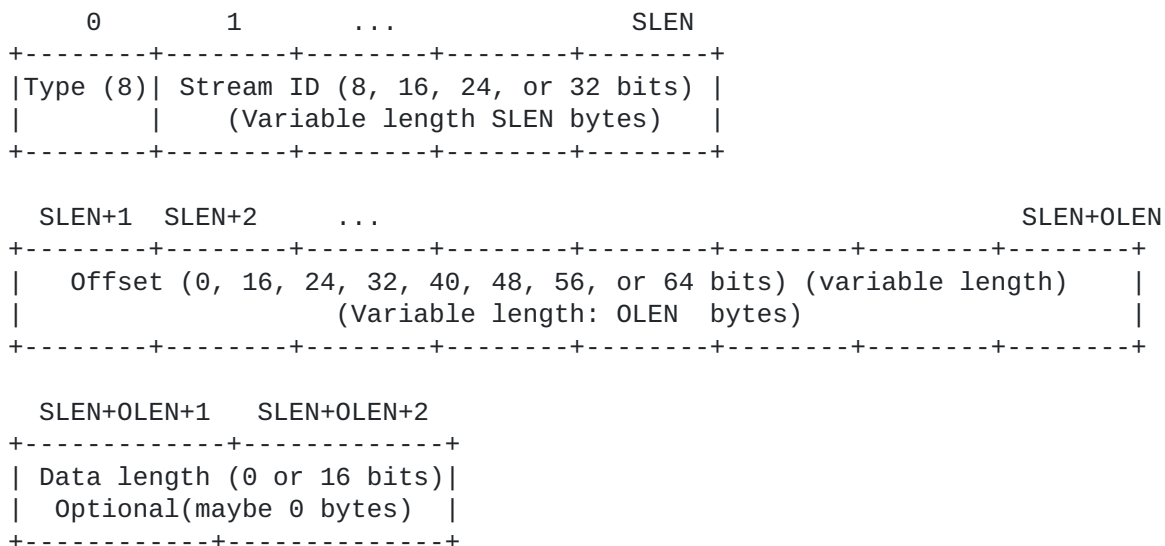
Type-field value	Control Frame-type
1fdooossB	STREAM
01ntllmmB	ACK
001xxxxxB	CONGESTION_FEEDBACK

Currently defined Regular Frame Types are:

Type-field value	Control Frame-type
00000000B (0x00)	PADDING
00000001B (0x01)	RST_STREAM
00000010B (0x02)	CONNECTION_CLOSE
00000011B (0x03)	GOAWAY
00000100B (0x04)	WINDOW_UPDATE
00000101B (0x05)	BLOCKED
00000110B (0x06)	STOP_WAITING
00000110B (0x07)	PING

**7.2. STREAM Frame**

The STREAM frame is used to both implicitly create a stream and to send data on it, and is as follows:



The fields in the STREAM frame header are as follows:

- o Frame Type: The Frame Type byte is an 8-bit value containing various flags (1fdoossB):
  - \* The leftmost bit must be set to 1 indicating that this is a STREAM frame.
  - \* The 'f' bit is the FIN bit. When set to 1, this bit indicates the sender is done sending on this stream and wishes to "half-close" (described in more detail later.)

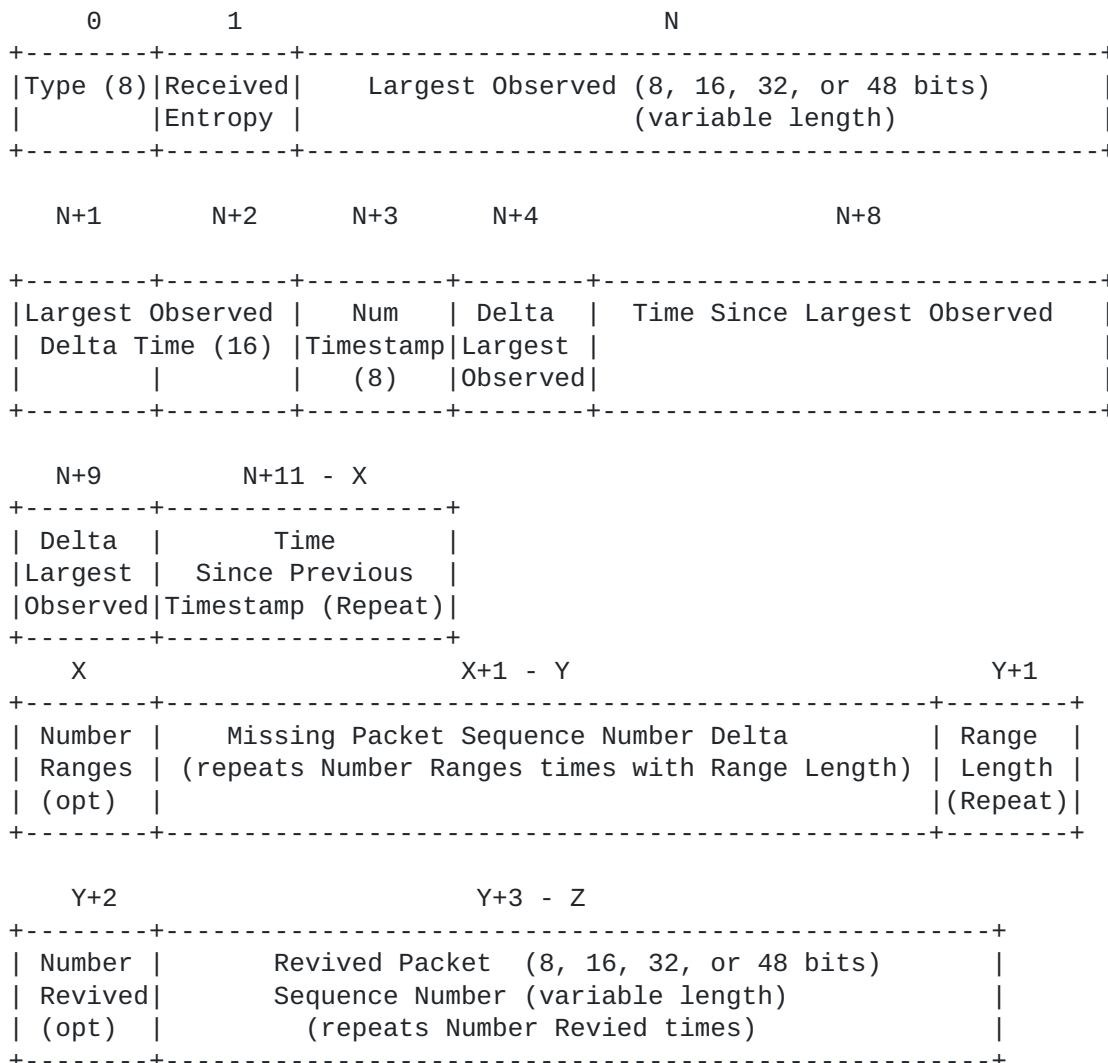
- \* which is described in more detail later in this document.
  - \* The 'd' bit indicates whether a Data Length is present in the STREAM header. When set to 0, this field indicates that the STREAM frame extends to the end of the Packet.
  - \* The next three 'ooo' bits encode the length of the Offset header field as 0, 16, 24, 32, 40, 48, 56, or 64 bits long.
  - \* The next two 'ss' bits encode the length of the Stream ID header field as 8, 16, 24, or 32 bits long.
- o Stream ID: A variable-sized unsigned ID unique to this stream.
  - o Offset: A variable-sized unsigned number specifying the byte offset in the stream for this block of data.
  - o Data length: An optional 16-bit unsigned number specifying the length of the data in this stream frame. The option to omit the length should only be used when the packet is a "full-sized" Packet, to avoid the risk of corruption via padding.

A stream frame must always have either non-zero data length or the FIN bit set.

### **7.3. ACK Frame**

The ACK frame is sent to inform the peer which packets have been received, as well as which packets are still considered missing by the receiver (the contents of missing packets may need to be resent). The design of QUIC's ACK frame is different from TCP's and SCTP's SACK representations in that QUIC ACKs indicate the largest sequence number observed thus far followed by a list of missing packet, or NACK, ranges indicating gaps in packets received below this sequence number. To limit the NACK ranges to the ones that haven't yet been communicated to the peer, the peer periodically sends STOP\_WAITING frames that signal the receiver to stop waiting for packets below a specified sequence number, raising the "least unacked" sequence number at the receiver. A sender of an ACK frame thus reports only those NACK ranges between the received least unacked and the reported largest observed sequence numbers. The frame is as follows:





The fields in the ACK frame are as follows:

- o Frame Type: The Frame Type byte is an 8-bit value containing various flags (01ntllmmB).
  - \* The first two bits must be set to 01 indicating that this is an ACK frame.
  - \* The 'n' bit indicates whether the frame has any NACK ranges.
  - \* The 't' bit indicates whether the ACK frame has been truncated. Truncation can happen when the complete ACK frame does not fit within a single QUIC Packet, or when the number of NACK ranges exceeds the maximum number of reportable NACK ranges (255).

When truncated, the ACK frame limits the largest observed sequence number to the largest that can be reported, even though the receiver may have received packets with sequence numbers larger than the largest observed.

- \* The two 'll' bits encode the length of the Largest Observed field as 1, 2, 4, or 6 bytes long.
- \* The two 'mm' bits encode the length of the Missing Packet Sequence Number Delta field as 1, 2, 4, or 6 bytes long.
- o Received Entropy: An 8 bit unsigned value specifying the cumulative hash of entropy in all received packets up to the largest observed packet. Entropy accumulation is described later in this section.
- o Largest Observed: A variable-sized unsigned value representing the largest sequence number the peer has observed. When an ACK frame is truncated, it indicates a sequence number greater than the specified largest observed has been received, but information about those additional receptions can't fit into this frame (typically due to packet size restrictions).
- o Largest Observed Delta Time: A 16 bit unsigned float with 11 explicit bits of mantissa and 5 bits of explicit exponent, specifying the time elapsed in microseconds from when largest observed was received until this Ack frame was sent. The bit format is loosely modeled after IEEE 754. For example, 1 microsecond is represented as 0x1, which has an exponent of zero, presented in the 5 high order bits, and mantissa of 1, presented in the 11 low order bits. When the explicit exponent is greater than zero, an implicit high-order 12th bit of 1 is assumed in the mantissa. For example, a floatingvalue of 0x800 has an explicit exponent of 1, as well as an explicit mantissa of 0, but then has an effective mantissa of 4096 (12th bit is assumed to be 1). Additionally, the actual exponent is one-less than the explicit exponent, and the value represents 4096 microseconds. Any values larger than the representable range are clamped to 0xFFFF.
- o Num Timestamp: An 8-bit unsigned value specifying the number of TCP timestamps that are included in this frame. There will be this many pairs of <sequence number, timestamp> following in the timestamps.
- o Delta Largest Observed: An 8-bit unsigned value specifying the sequence number delta from the first timestamp to the largest observed.

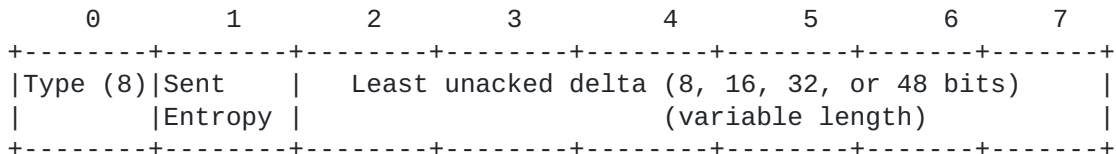
- o Time Since Largest Observed: A 32-bit unsigned value specifying the first timestamp. This is the time delta in microseconds from the time the receiver's packet framer was created.
- o Time Since Previous Timestamp: A 16-bit unsigned value specifying the first timestamp. This is the time delta from the previous timestamp.
- o Num Ranges: An optional 8-bit unsigned value specifying the number of missing packet ranges between largest observed and least unacked. Only present if the 'n' flag bit is 1.
- o Missing Packet Sequence Number Delta: A variable-sized sequence number delta. For the first missing packet range, it is a delta from the largest observed. For subsequent nack ranges, it is the number of packets received between ranges. In the case of the first nack range, a value of 0 specifies that the packet reported as the largest observed is missing. In the case of the later nack ranges, a value of 0 indicates the missing packet ranges are contiguous (used only when more than 256 packets in a row were lost).
- o Range Length: An 8-bit unsigned value specifying one less than the number of sequential nacks in the range.
- o Num Revived: An 8-bit unsigned value specifying the number of revived packets, recovered via FEC. Just like the Num Ranges field, this field is only present if the 'n' flag bit is 1.
- o Revived Packet Sequence Number: A variable-sized unsigned value representing a packet the peer has revived via FEC. Its length is the same as the length of the Largest Observed field. All sequence numbers in this list are sorted in ascending order (smallest first) and must also be present in the list of NACK ranges.

### **7.3.1. Entropy Accumulation**

The entropy bits for a subset of packets (known to a receiver or sender) are accumulated into an 8 bit unsigned value, and similarly presented in both a STOP\_WAITING frame and an ACK frame. If we defined  $E(k)$  to be the FLAG\_ENTROPY bit present in packet sequence number  $k$ , then the  $k$ 'th packet's contribution  $C(k)$  is defined to be  $E(k)$  left shifted by  $k \bmod 8$  bits. The accumulated entropy is then the bitwise-XOR sum of the contributions  $C(k)$ , for all packets in the desired subset.

**7.4. STOP\_WAITING Frame**

The STOP\_WAITING frame is sent to inform the peer that it should not continue to wait for packets with sequence numbers lower than a specified value. The sequence number is encoded in 1, 2, 4 or 6 bytes, using the same coding length as is specified for the sequence number for the enclosing packet's header (specified in the QUIC Frame Packet's Public Flags field.) The frame is as follows:



The fields in the STOP\_WAITING frame are as follows:

- o Frame Type: The Frame Type byte is an 8-bit value that must be set to 0x06 indicating that this is a STOP\_WAITING frame.
- o Sent Entropy: An 8-bit unsigned value specifying the cumulative hash of entropy in all sent packets up to the packet with sequence number one less than the least unacked packet. [See "Entropy Accumulation" section in the ACK frame section for details of this calculation.]
- o Least Unacked Delta: A variable length sequence number delta with the same length as the packet header's sequence number. In the case of an FEC revived packet, the same length as the other packets in the FEC group. Subtract it from the header's packet sequence number to determine the least unacked. The resulting least unacked is the smallest sequence number of any packet for which the sender is still awaiting an ack. If the receiver is missing any packets smaller than this value, the receiver should consider those packets to be irrecoverably lost.

**7.5. WINDOW\_UPDATE Frame**

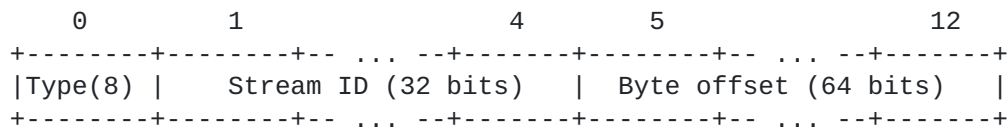
The WINDOW\_UPDATE frame is used to inform the peer of an increase in an endpoint's flow control receive window. The stream ID can be 0, indicating this WINDOW\_UPDATE applies to the connection level flow control window, or > 0 indicating that the specified stream should increase its flow control window. The frame is as follows:

An absolute byte offset is specified, and the receiver of a WINDOW\_UPDATE frame may only send up to that number of bytes on the specified stream. Violating flow control by sending further bytes will result in the receiving endpoint closing the connection.

On receipt of multiple WINDOW\_UPDATE frames for a specific stream ID, it is only necessary to keep track of the maximum byte offset.

Both stream and session windows start with a default value of 16 KB, but this is typically increased during the handshake. To do this, an endpoint should include SFCW (Stream Flow Control Window) and CFCW (Connection/Session Flow Control Window) tags in the CHLO/SHLO (tags are described in the QUIC Crypto document). The value associated with each tag should be the number of bytes for initial stream window and initial connection window respectively.

The frame is as follows:

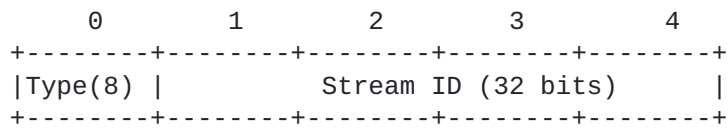


The fields in the WINDOW\_UPDATE frame are as follows:

- o Frame Type: The Frame Type byte is an 8-bit value that must be set to 0x04 indicating that this is a WINDOW\_UPDATE frame.
- o Stream ID: ID of the stream whose flow control windows is begin updated, or 0 to specify the connection-level flow control window.
- o Byte offset: A 64-bit unsigned integer indicating the absolute byte offset of data which can be sent on the given stream. In the case of connection level flow control, the cumulative number of bytes which can be sent on all currently open streams.

**7.6. BLOCKED Frame**

The BLOCKED frame is used to indicate to the remote endpoint that this endpoint is ready to send data (and has data to send), but is currently flow control blocked. This is a purely informational frame, which is extremely useful for debugging purposes. A receiver of a BLOCKED frame should simply discard it (after possibly printing a helpful log message). The frame is as follows:



The fields in the BLOCKED frame are as follows:

- o Frame Type: The Frame Type byte is an 8-bit value that must be set to 0x05 indicating that this is a BLOCKED frame.
- o Stream ID: A 32-bit unsigned number indicating the stream which is flow control blocked. A non-zero Stream ID field specifies the stream that is flow control blocked. When zero, the Stream ID field indicates that the connection is flow control blocked at the connection level.

**7.7. CONGESTION\_FEEDBACK Frame**

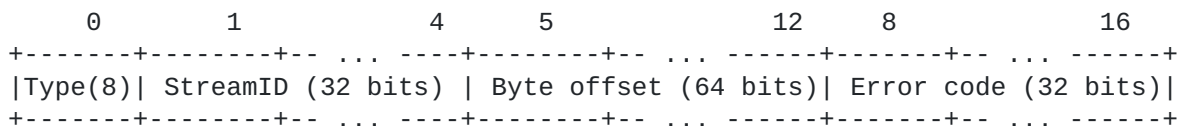
The CONGESTION\_FEEDBACK frame is an experimental frame currently not used. It is intended to provide extra congestion feedback information outside the scope of the standard ack frame. A CONGESTION\_FEEDBACK frame must have the first three bits of the Frame Type set to 001. The last 5 bits of the Frame Type field are reserved for future use.

**7.8. PADDING Frame**

The PADDING frame pads a packet with 0x00 bytes. When this frame is encountered, the rest of the packet is expected to be padding bytes. The frame contains 0x00 bytes and extends to the end of the QUIC packet. A PADDING frame only has a Frame Type field, and must have the 8-bit Frame Type field set to 0x00.

**7.9. RST\_STREAM Frame**

The RST\_STREAM frame allows for abnormal termination of a stream. When sent by the creator of a stream, it indicates the creator wishes to cancel the stream. When sent by the receiver of a stream, it indicates an error or that the receiver did not want to accept the stream, so the stream should be closed. The frame is as follows:



The fields in a RST\_STREAM frame are as follows:

- o Frame type: The Frame Type is an 8-bit value that must be set to 0x04 specifying that this is a RST\_STREAM frame.
- o Stream ID: The 32-bit Stream ID of the stream being terminated.
- o Byte offset: A 64-bit unsigned integer indicating the absolute byte offset of the end of data for this stream.

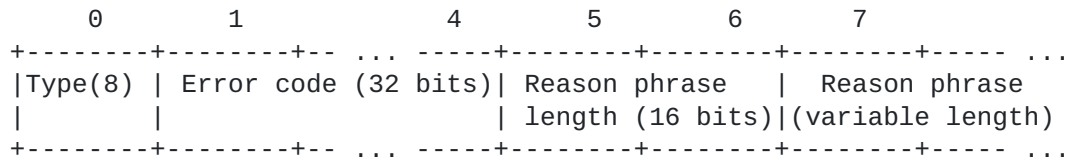
- o Error code: A 32-bit QuicErrorCode which indicates why the stream is being closed. QuicErrorCodes are listed later in this document.

**7.10. PING frame**

The PING frame can be used by an endpoint to verify that a peer is still alive. The PING frame contains no payload. The receiver of a PING frame simply needs to ACK the packet containing this frame. The PING frame should be used to keep a connection alive when a stream is open. The default is to do this after 15 seconds of quiescence, which is much shorter than most NATs time out. A PING frame only has a Frame Type field, and must have the 8-bit Frame Type field set to 0x07.

**7.11. CONNECTION\_CLOSE frame**

The CONNECTION\_CLOSE frame allows for notification that the connection is being closed. If there are streams in flight, those streams are all implicitly closed when the connection is closed. (Ideally, a GOAWAY frame would be sent with enough time that all streams are torn down.) The frame is as follows:

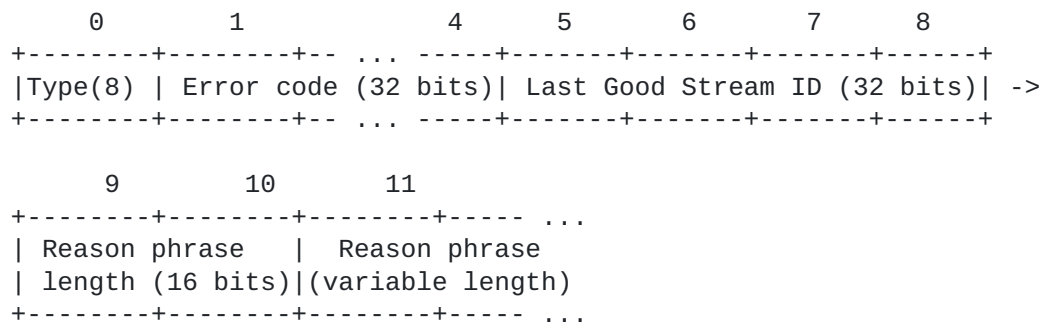


The fields of a CONNECTION\_CLOSE frame are as follows:

- o Frame Type: An 8-bit value that must be set to 0x02 specifying that this is a CONNECTION\_CLOSE frame.
- o Error Code: A 32-bit field containing the QuicErrorCode which indicates the reason for closing this connection.
- o Reason Phrase Length: A 16-bit unsigned number specifying the length of the reason phrase. This may be zero if the sender chooses to not give details beyond the QuicErrorCode.
- o Reason Phrase: An optional human-readable explanation for why the connection was closed.

**7.12. GOAWAY Frame**

The GOAWAY frame allows for notification that the connection should stop being used, and will likely be aborted in the future. Any active streams will continue to be processed, but the sender of the GOAWAY will not initiate any additional streams, and will not accept any new streams. The frame is as follows:



The fields of a GOAWAY frame are as follows:

- o Frame type: An 8-bit value that must be set to 0x06 specifying that this is a GOAWAY frame.
- o Error Code: A 32-bit field containing the QuicErrorCode which indicates the reason for closing this connection.
- o Last Good Stream ID: The last Stream ID which was accepted by the sender of the GOAWAY message. If no streams were replied to, this value must be set to 0.
- o Reason Phrase Length: A 16-bit unsigned number specifying the length of the reason phrase. This may be zero if the sender chooses to not give details beyond the error code.
- o Reason Phrase: An optional human-readable explanation for why the connection was closed.

**8. Quic Connection Negotiation Tags**

(TODO: List Tags.)

**9. QuicErrorCodes**

The number to code mappings for QuicErrorCodes are currently defined in the Chromium source code in src/net/quic/quic\_protocol.h. (TODO: hardcode numbers and add them here)



- o QUIC\_NO\_ERROR: There was no error. This is not valid for RST\_STREAM frames or CONNECTION\_CLOSE frames
- o QUIC\_STREAM\_DATA\_AFTER\_TERMINATION: There were data frames after the a fin or reset.
- o QUIC\_SERVER\_ERROR\_PROCESSING\_STREAM: There was some server error which halted stream processing.
- o QUIC\_MULTIPLE\_TERMINATION\_OFFSETS: The sender received two mismatching fin or reset offsets for a single stream.
- o QUIC\_BAD\_APPLICATION\_PAYLOAD: The sender received bad application data.
- o QUIC\_INVALID\_PACKET\_HEADER: The sender received a malformed packet header.
- o QUIC\_INVALID\_FRAME\_DATA: The sender received an frame data. The more detailed error codes below are preferred where possible.
- o QUIC\_INVALID\_FEC\_DATA: FEC data is malformed.
- o QUIC\_INVALID\_RST\_STREAM\_DATA: Stream rst data is malformed
- o QUIC\_INVALID\_CONNECTION\_CLOSE\_DATA: Connection close data is malformed.
- o QUIC\_INVALID\_ACK\_DATA: Ack data is malformed.
- o QUIC\_DECRYPTION\_FAILURE: There was an error decrypting.
- o QUIC\_ENCRYPTION\_FAILURE: There was an error encrypting.
- o QUIC\_PACKET\_TOO\_LARGE: The packet exceeded MaxPacketSize.
- o QUIC\_PACKET\_FOR\_NONEXISTENT\_STREAM: Data was sent for a stream which did not exist.
- o QUIC\_CLIENT\_GOING\_AWAY: The client is going away (browser close, etc.)
- o QUIC\_SERVER\_GOING\_AWAY: The server is going away (restart etc.)
- o QUIC\_INVALID\_STREAM\_ID: A stream ID was invalid.
- o QUIC\_TOO\_MANY\_OPEN\_STREAMS: Too many streams already open.

- o QUIC\_CONNECTION\_TIMED\_OUT: We hit our pre-negotiated (or default) timeout
- o QUIC\_CRYPTOTAGS\_OUT\_OF\_ORDER: Handshake message contained out of order tags.
- o QUIC\_CRYPTOTOO\_MANY\_ENTRIES: Handshake message contained too many entries.
- o QUIC\_CRYPTO\_INVALID\_VALUE\_LENGTH: Handshake message contained an invalid value length.
- o QUIC\_CRYPTOMESSAGE\_AFTER\_HANDSHAKE\_COMPLETE: A crypto message was received after the handshake was complete.
- o QUIC\_INVALID\_CRYPTOMESSAGE\_TYPE: A crypto message was received with an illegal message tag.
- o QUIC\_SEQUENCE\_NUMBER\_LIMIT\_REACHED: Transmitting an additional packet would cause a sequence number to be reused.

## **10. Priority**

(TODO: implement)

QUIC will use the HTTP/2 prioritization mechanism. Roughly, a stream may be dependent on another stream. In this situation, the "parent" stream should effectively starve the "child" stream. In addition, parent streams have an explicit priority. Parent streams should not starve other parent streams, but should make progress proportional to their relative priority.

## **11. HTTP/2 Layering over QUIC**

Since QUIC integrates various HTTP/2 mechanisms with transport mechanisms, QUIC implements a number of features that are also specified in HTTP/2. As a result, QUIC allows HTTP/2 mechanisms to be replaced by QUIC's implementation, reducing complexity in the HTTP/2 protocol. This section briefly describes how HTTP/2 semantics can be offered over a QUIC implementation.

### **11.1. Stream Management**

When HTTP/2 headers and data are sent over QUIC, the QUIC layer handles most of the stream management. HTTP/2 Stream IDs are replaced by QUIC Stream IDs. HTTP/2 does not need to do any explicit stream framing when using QUIC---data sent over a QUIC stream simply consists of HTTP/2 headers or body. Requests and responses are

considered complete when the QUIC stream is closed in the corresponding direction.

Stream flow control is handled by QUIC, and does not need to be re-implemented in HTTP/2. QUIC's flow controller replaces the two levels of poorly matched flow controllers in current HTTP/2 deployments---one at the HTTP/2 level, and the other at the TCP level.

**11.2. HTTP/2 Header Compression**

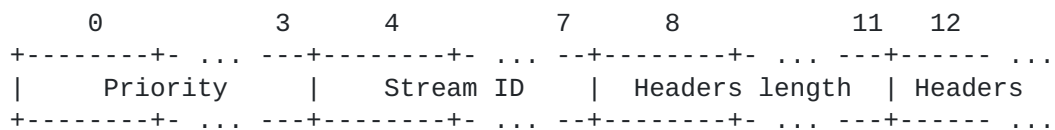
QUIC implements HPACK header compression [3] for HTTP/2, which unfortunately introduces some Head-of-Line blocking since HTTP/2 header blocks must be decompressed in the order they were compressed.

Since streams may be processed in arbitrary order at a receiver, strict ordering across headers is enforced by sending all headers on a dedicated headers stream, with Stream ID 3. An HTTP/2 receiver using QUIC would thus process data from a stream only after receiving the corresponding header on the headers stream.

Future work will tweak the compressor and decompressor in QUIC so that the compressed output does not depend on unacked previous compressed state. This could be done, perhaps, by creating "checkpoints" of HPACK state which are updated when headers have been acked. When compressing headers QUIC would only compress relative to the previous "checkpoint".

**11.3. Parsing HTTP/2 Headers**

HTTP/2 uses a SYN stream to create new streams and to negotiate various stream parameters, including stream priority. Since stream creation is implicit in QUIC, there is no equivalent of a SYN stream. Also, since there is no explicit stream priority in QUIC, the current HTTP/2 mapping on QUIC communicates HTTP/2 stream priority by prepending it to the beginning of the HTTP/2 headers in the headers stream. Each HTTP/2 header sent on the headers stream is as follows:



Priority type: A 32-bit unsigned number specifying the stream's HTTP/2 priority

Stream ID: A 32-bit unsigned number specifying the QUIC Stream ID associated with this HTTP/2 header

Headers length: A 32-bit unsigned number encoding the length, in bytes, of the compressed headers to follow

Headers: HTTP/2 compressed headers

#### **11.4. Persistent Connections**

Unlike when using TCP, the underlying connection for QUIC is guaranteed to be persistent. The HTTP "Connection" header is therefore does not apply. For best performance, it is expected that clients will not close a QUIC connection until the user navigates away from all web pages using that connection, or until the server closes the connection.

#### **11.5. QUIC Negotiation in HTTP**

The Alternate-Protocol header is used to negotiate use of QUIC on future HTTP requests. To specify QUIC as an alternate protocol available on port 123, a server uses:

```
"Alternate-Protocol: 123:quic"
```

When a client receives a Alternate-Protocol header advertising QUIC, it can then attempt to use QUIC for future secure connections on that domain. Since middleboxes and/or firewalls can block QUIC and/or UDP communication, a client should implement a graceful fallback to TCP when QUIC reachability is broken.

Note that the server may reply with multiple field values or a comma-separated field value for Alternate-Protocol to indicate the various transports it supports.

A server can also send a header to notify that QUIC should not be used on this domain. If it sends the alternate-protocol-required header, the client should remember to not use QUIC on that domain in future, and not do any UDP probing to see if QUIC is available.

To mandate HTTPS rather than QUIC for a given domain, one could send:

```
"Alternate-Protocol-Required: 443:https"
```

#### **12. Recent Changes By Version**

- o Q009: added priority as the first 4 bytes on spdy streams.
- o Q010: renumber the various frame types

- o Q011: shrunk the fnv128 hash on NULL encrypted packets from 16 bytes to 12 bytes.
- o Q012: optimize the ack frame format to reduce the size and better handle ranges of nacks, which should make truncated acks virtually impossible. Also adding an explicit flag for truncated acks and moving the ack outside of the connection close frame.
- o Q013: Compressed headers for *all* data streams are serialized into a reserved stream. This ensures serialized handling of headers, independent of stream cancellation notification.
- o Q014: Added WINDOW\_UPDATE and BLOCKED frames, no behavioral change.
- o Q015: Removes the accumulated\_number\_of\_lost\_packets field from the TCP and inter arrival congestion feedback frames and adds an explicit list of recovered packets to the ack frame.
- o Q016: Breaks out the sent\_info field from the ACK frame into a new STOP\_WAITING frame.
- o Changed GUID to Connection ID
- o Q017: Adds stream level flow control
- o Q018: Added a PING frame
- o Q019: Adds session/connection level flow control
- o Q020: Allow endpoints to set different stream/session flow control windows
- o Q021: Crypto and headers streams are flow controlled (at stream level)
- o Q023: Ack frames include packet timestamps
- o Q024: HTTP/2-style header compression
- o Q025: HTTP/2-style header keys. Removal of error\_details from the RST\_STREAM frame.

.

## **13. References**

### **13.1. Normative References**

[RFC2119] Bradner, S., "Key Words for use in RFCs to Indicate Requirement Levels", March 1997.

### **13.2. Informative References**

[RFC7540] Belshe, M., Peon, R., and M. Thomson, "Hypertext Transfer Protocol Version 2 (HTTP/2)", May 2015.

[QUIC-CRYPTO] Langley, A. and W. Chang, "QUIC Crypto", June 2015.

[QUIC-CC] Swett, I. and J. Iyengar, "QUIC Loss Recovery and Congestion Control", June 2015.

### **13.3. URIs**

[1] <https://www.chromium.org/quic>

[2] <http://goo.gl/j0v0Q5>

[3] <http://http2.github.io/http2-spec/compression.html>

#### Authors' Addresses

Janardhan Iyengar  
Google

Email: [jri@google.com](mailto:jri@google.com)

Ian Swett  
Google

Email: [ianswett@google.com](mailto:ianswett@google.com)