

Network Working Group
Internet-Draft
Intended status: Standards Track
Expires: January 3, 2019

J. Xie
M. McBride
M. Chen
Huawei Technologies
L. Geng
China Mobile
July 2, 2018

Multicast VPN Using MPLS P2MP and BIER
draft-xie-bier-mvpn-mpls-p2mp-02

Abstract

MVPN is a widely deployed multicast service with mLDP or RSVP-TE P2MP as the P-tunnel. Bit Index Explicit Replication (BIER) is an architecture that provides optimal multicast forwarding without requiring intermediate routers to maintain any per-flow state by using a multicast-specific BIER header. This document introduces a seamless transition mechanism from legacy MVPN using mLDP/RSVP-TE P2MP to MVPN using BIER by combining P2MP and BIER to form a P2MP based BIER as the P-tunnel. This will leverage the widely supported P2MP capability in both data-plane and control-plane, and will help introducing BIER in existing multicast networks to shift multicast delivery from MVPN using mLDP/RSVP-TE P2MP by two means: It is easier and more efficient for legacy routers to support BIER forwarding on the basis of widely supported P2MP forwarding, and it is more seamless for existing multicast networks to deploy BIER when some routers do not support BIER forwarding.

Requirements Language

The key words "MUST", "MUST NOT", "REQUIRED", "SHALL", "SHALL NOT", "SHOULD", "SHOULD NOT", "RECOMMENDED", "MAY", and "OPTIONAL" in this document are to be interpreted as described in [[RFC2119](#)].

Status of This Memo

This Internet-Draft is submitted in full conformance with the provisions of [BCP 78](#) and [BCP 79](#).

Internet-Drafts are working documents of the Internet Engineering Task Force (IETF). Note that other groups may also distribute working documents as Internet-Drafts. The list of current Internet-Drafts is at <https://datatracker.ietf.org/drafts/current/>.

Internet-Drafts are draft documents valid for a maximum of six months and may be updated, replaced, or obsoleted by other documents at any

Internet-Draft

MVPN Using MPLS P2MP and BIER

July 2018

time. It is inappropriate to use Internet-Drafts as reference material or to cite them other than as "work in progress."

This Internet-Draft will expire on January 3, 2019.

Copyright Notice

Copyright (c) 2018 IETF Trust and the persons identified as the document authors. All rights reserved.

This document is subject to [BCP 78](#) and the IETF Trust's Legal Provisions Relating to IETF Documents (<https://trustee.ietf.org/license-info>) in effect on the date of publication of this document. Please review these documents carefully, as they describe your rights and restrictions with respect to this document. Code Components extracted from this document must include Simplified BSD License text as described in Section 4.e of the Trust Legal Provisions and are provided without warranty as described in the Simplified BSD License.

Table of Contents

1.	Introduction	3
2.	Terminology	3
3.	Applicability Statement	4
4.	MVPN using P2MP based BIER	5
4.1.	Overview	5
4.2.	MVPN Transition from P2MP to P2MP based BIER	5
4.2.1.	Use of the PTA in x-PMSI A-D Routes	6
4.3.	Building P2MP based BIER forwarding state	8
5.	P2MP based BIER Forwarding Procedures	8
5.1.	Overview	8
5.2.	P2MP based BIER forwarding	9
5.3.	When Mid, Leaf or Bud nodes do not support P-CAPABILITY .	11
5.4.	When Leaf or Bud nodes do not support D-CAPABILITY . . .	13
6.	Provisioning Considerations	15
7.	IANA Considerations	16
8.	Security Considerations	16
9.	Acknowledgements	16
10.	References	17
10.1.	Normative References	17
10.2.	Informative References	18
	Authors' Addresses	18

1. Introduction

[RFC6513] and [[RFC6514](#)] specify the protocols and procedures that a Service Provider (SP) can use to provide Multicast Virtual Private Network (MVPN) service to its customers. Multicast tunnels are created through an SP's backbone network; these are known as "P-tunnels". The P-tunnels are used for carrying multicast traffic across the backbone. The MVPN specifications allow the use of several different kinds of P-tunnel technology, such as mLDP P2MP and RSVP-TE P2MP. It is common for such a P-tunnel having a multicast-specific path.

Bit Index Explicit Replication (BIER) [[RFC8279](#)] is an architecture that provides optimal multicast forwarding through a "multicast domain", without requiring intermediate routers to maintain any per-flow state, by using a multicast-specific BIER header (per [[RFC8296](#)]).

[I-D.ietf-bier-mvpn] delivers a solution of MVPN using SPF based BIER defined in [[RFC8279](#)]. It can not, however, support a multicast-specific path well, something common in legacy MVPN deployment.

[RFC8279] provides a solution to support mid nodes without BIER-capability. It cannot, however, support deployment on a network that has edge nodes without BIER-capability, which may be common in some SP-networks, especially when most of the nodes in a network or part of a network are edge or service nodes.

This document introduces a seamless transition mechanism from legacy MVPN to MVPN using P2MP based BIER, by applying a BIER encapsulation in data-plane to eliminate per-flow states, while preserving existing features such as multicast-specific PATH.

It also introduces a seamless deployment solution on networks with Non-BIER-capability Edge nodes and/or Mid nodes, by exploring the P2MP/tree based BIER forwarding procedure in detail. Such a P2MP/

tree based BIER is mentioned but not explored in detail in [RFC8279](#).

[2.](#) Terminology

Readers of this document are assumed to be familiar with the terminology and concepts of the documents listed as Normative References. For convenience, some of the more frequently used terms and new terms list below.

- o LSP: Label Switch Path
- o LSR: Label Switching Router

Xie, et al.

Expires January 3, 2019

[Page 3]

Internet-Draft

MVPN Using MPLS P2MP and BIER

July 2018

- o P2MP: Point to Multi-point
- o P-tunnel: A multicast tunnel through the network of one or more SPs. P-tunnels are used to transport MVPN multicast data.
- o PMSI: Provider Multicast Service Interface
- o x-PMSI A-D route: a route that is either an I-PMSI A-D route or an S-PMSI A-D route.
- o PTA: PMSI Tunnel attribute. A type of BGP attribute known as the PMSI Tunnel attribute.
- o P2MP based BIER: BIER using P2MP LSP as topology
- o P-CAPABILITY: A capability to Process BitString in BIER Header of a packet.
- o D-CAPABILITY: A capability to Disposit BIER Header of a packet, including or excluding the BIER Label.
- o BSL: Bit String Length, that is 64, 128, 256, etc (per [RFC8279](#)).

[3.](#) Applicability Statement

The BIER architecture document [\[RFC8279\]](#) describes how each node forwards BIER packets hop by hop to neighboring nodes without generating duplicate packets. This forwarding is for the case where a form of underlay called "many to many " and built by IGP is used.

Obviously, the case of underlay of "one to many" or P2MP is a simpler scenario, and the forwarding procedure naturally applies. However, as is well-known, such a forwarding procedure requires the support of hardware. The usage of the same forwarding method for both complex scenarios and simple scenarios will inevitably require complex hardware forwarding.

This document describes how BIER forwarding can be customized and simplified with an underlay of "one to many" or P2MP (see chapter 5). This customization and simplification eliminates some of the unnecessary data plane processing and so is easier to implement with existing hardware. Based on this customization of the forwarding method for P2MP-based BIER, a variety of Partial Deployment methods are given for the different capabilities of the hardware to support BIER forwarding. Compared with [RFC8279](#), when there is no BIER forwarding capability on edge nodes, Partial Deployment can be carried out ; For the case where the intermediate node has no BIER forwarding capability, P2MP forwarding can be used without the need for unicast replication.

This document also describes a MVPN Transition solution that eliminates the per-flow state by introducing BIER MPLS encapsulation and forwarding in data-plane, while preserving the original control-plane protocol and its features, especially when some sort of path customizing being used. The said path customization include RSVP-TE P2MP using an explicit path, and MLDP P2MP where static route was used. These features can continue to retain, making the transition process seamless.

[4.](#) MVPN using P2MP based BIER

[4.1.](#) Overview

According to [\[RFC8279\]](#), the P2MP based BIER is a BIER which using a form of tree as the underlay. The P2MP LSP is not only a LSP, but also a topology as the BIER underlay. The P2MP based BIER is P-tunnel, which is used for bearing multicast flows. Every flow can be seen as binding to an independent tunnel, which is constructed by the BitString in the BIER header of every packet of the flow. Multicast flows are transported in SPMSI-only mode, on P2MP based BIER tunnels, and never directly on P2MP LSP tunnel.

[Section 4.2](#) describes the overall principle of transitioning a Legacy MVPN using P2MP to a MVPN using BIER. It also describes the detail use of new types of PTA in BGP MVPN routes to indicate PEs to initialize the building of P2MP based BIER forwarding.

[Section 4.3](#) describes the Underlay protocols to build P2MP based BIER forwarding briefly.

[4.2.](#) MVPN Transition from P2MP to P2MP based BIER

This section describes a MVPN transitioning solution that eliminates the per-flow state by introducing BIER MPLS encapsulation and forwarding procedure in data-plane, while preserving the originally deployed control-plane protocol and its features, especially when some sort of path customizing being used.

When transitioning a MVPN using mLDP P2MP P-tunnel, then continue using mLDP to build a P2MP based BIER forwarding, preserving the original mLDP features. For example, mLDP uses static route to specify a path other than the path of IGP.

When transitioning a MVPN using RSVP-TE P2MP P-tunnel, then continue using RSVP-TE to build a P2MP based BIER forwarding, preserving the original RSVP-TE features. For example, RSVP-TE use explicit path to specify a path other than the path of IGP.

[4.2.1.](#) Use of the PTA in x-PMSI A-D Routes

As defined in [[RFC6514](#)], the PMSI Tunnel attribute (PTA) carried by an x-PMSI A-D route identifies the P-tunnel that is used to instantiate a particular PMSI. If a PMSI is to be instantiated by P2MP LSP based BIER, the PTA is constructed by a BFIR, which is also a Ingress LSR. This document defines the following Tunnel Types:

- + TBD - RSVP-TE built P2MP BIER
- + TBD - mLDP built P2MP BIER

Allocation is expected from IANA for two new tunnel type codepoints from the "P-Multicast Service Interface Tunnel (PMSI Tunnel) Tunnel Types" registry. These codepoints will be used to indicate that the

PMSIs is instantiated by MLDP or RSVP-TE extension with support of BIER.

When the Tunnel Type is set to RSVP-TE built P2MP BIER, the Tunnel Identifier include two parts, as follows:

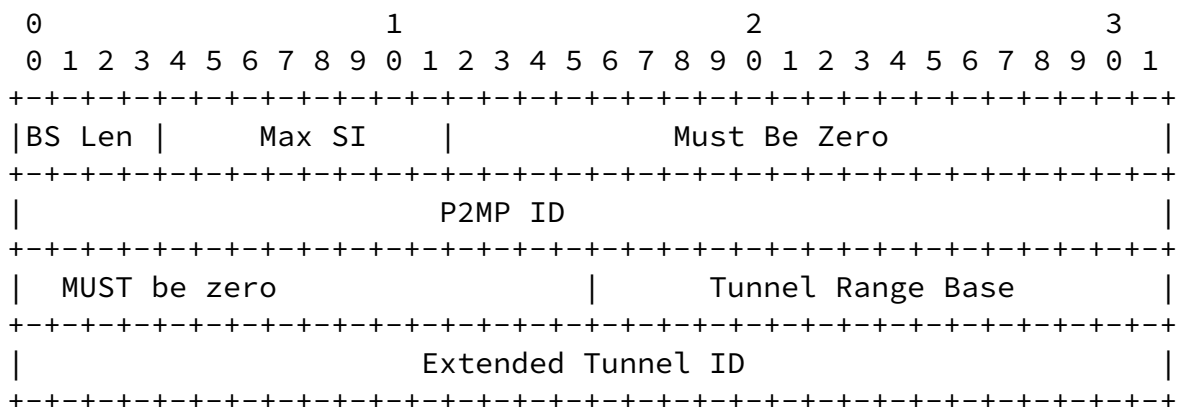


Figure 1: PTA of RSVP-TE built P2MP BIER

BS Len: A 4 bits field. The values allowed in this field are specified in [section 2 of \[RFC8296\]](#).

Max SI: A 1 octet field. Maximum Set Identifier ([section 1 of \[RFC8279\]](#)) used in the encapsulation for this BIER sub-domain.

<Extended Tunnel ID, Reserved, Tunnel Range Base, P2MP ID>: A ID as carried in the RSVP-TE P2MP LSP SESSION Object defined in [\[RFC4875\]](#).

The "Tunnel Range" is the set of P2MP LSPs beginning with the Tunnel Range base and ending with ((Tunnel Range base)+(Tunnel Number)- 1). A unique Tunnel Range is allocated for the BSL and a Sub-domain-ID implicated by the P2MP.

The size of the Tunnel Range is determined by the number of Set Identifiers (SI) ([section 1 of \[RFC8279\]](#)) that are used in the topology of the P2MP-LSP. Each SI maps to a single Tunnel in the Tunnel Range. The first Tunnel is for SI=0, the second Tunnel is for SI=1, etc.

When the Tunnel Type is set to mLDP built P2MP BIER, the Tunnel Identifier include two parts, as follows:

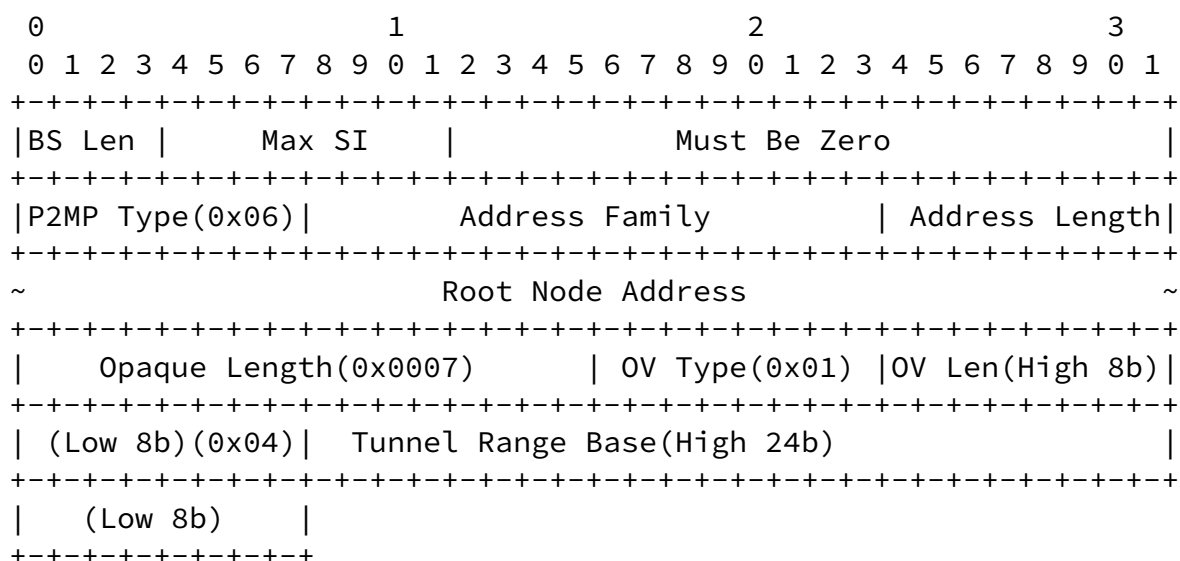


Figure 2: PTA of MLDP built P2MP BIER

BS Len: A 4 bits field. The values allowed in this field are specified in [section 2 of \[RFC8296\]](#).

Max SI: A 1 octet field. Maximum Set Identifier ([section 1 of \[RFC8279\]](#)) used in the encapsulation for this BIER sub-domain.

<Type=0x06, AF, AL, RootNodeAddr, Opqeue Length=0x0007, OV Type=0x01, OV Len=0x04, Tunnel Range Base>: A P2MP Forwarding Equivalence Class (FEC) Element, with a Generic LSP Identifier TLV as the opaque value element, defined in [\[RFC6388\]](#).

The "Tunnel Range" is the set of P2MP LSPs beginning with the Tunnel Range base and ending with ((Tunnel Range base)+(Tunnel Number)- 1). A unique Tunnel Range is allocated for the BSL and a Sub-domain-ID implicated by the P2MP.

The size of the Tunnel Range is determined by the number of Set Identifiers (SI) ([section 1 of \[RFC8279\]](#)) that are used in the topology of the P2MP-LSP. Each SI maps to a single Tunnel in the Tunnel Range. The first Tunnel is for SI=0, the second Tunnel is for SI=1, etc.

When the Tunnel Type is any of the above, The "MPLS label" field

contain an upstream-assigned non-zero MPLS label. It is assigned by the router (a BFIR) that constructs the PTA. Absence of an MPLS Label is indicated by setting the MPLS Label field to zero.

When the Tunnel Type is any of the above, two of the flags, LIR and LIR-pF, in the PTA "Flags" field are meaningful. Details about the use of these flags can be found in [[RFC6513](#)], [[I-D.ietf-bess-mvpn-expl-track](#)] and [[I-D.ietf-bier-mvpn](#)]].

[4.3.](#) Building P2MP based BIER forwarding state

When P2MP based BIER are used, then it is not necessary to use IGP or BGP to build the BIER routing table and forwarding table. Instead, the BIER layer information is carried by MLDP or RSVP-TE, when they build the P2MP tree.

The detail procedure for building P2MP based BIER forwarding state using mLDLP or RSVP-TE is outside the scope of this document.

[5.](#) P2MP based BIER Forwarding Procedures

[5.1.](#) Overview

This document specifies one OPTIONAL Forwarding Procedure of BIER encapsulation packet, on the condition that the BIER underlay topology is P2MP LSP, as describes in the above sections. It is in fact a customized forwarding procedure, and a detail exploration of BIER forwarding along a multicast-specific tree. Comparing to the common Forwarding Procedure described in [[RFC8279](#)], there is some considerable simplification:

1. Not need to Edit the BitString when forwarding packet to Neighbor, for the underlay P2MP topology is already loop-free and duplicate-free. This can further lead to a method to by-pass the BIER encapsulation packet when a node does not support the BitString process.
2. Not need to do a disposition function by parsing the BitString, for a P2MP can identify a disposition function by a node's Label when the P2MP is built. This can further reduce the complex BitString processing for legacy hardware on edge, and lead to a method to deploy on exist network when an edge node does not support BitString process.

The main principle of the optional forwarding procedure of the P2MP based BIER is, on the basis of P2MP forwarding procedure according to the BIER-MPLS label, to use the BitString to prune/filter the

undesired P2MP downstream. This is an smooth enhancement to the widely deployed P2MP forwarding, and easier to deploy on existing routers comparing to the many-to-many BIER forwarding.

The enhancement to the P2MP forwarding is to add a Forwarding BitMask to existing NHLFE defined in [RFC3031], for checking with the BitString in a packet, to determin whether the packet is to be forwarded or pruned. If the checking result by AND'ing a packet's BitString with the F-BM of the NHLFE (i.e., Packet->BitString &= F-BM) is non-zero, then forward the packet to the next-hop indicated by the NHLFE entry, and the Label is switched to the proper one in the NHLFE. If the result is zero, then do not forward the packet to the next-hop indicated by the NHLFE entry.

5.2. P2MP based BIER forwarding

For a P2MP tree, every node has a role of Root, Branch, Leaf, or Bud, as specified in [RFC4611].

EXAMPLE 1: Take the following figure as an example.

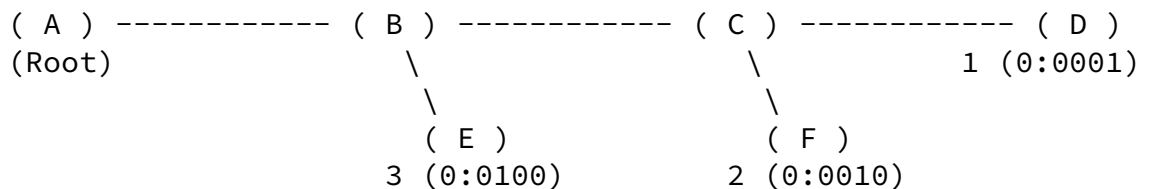


Figure 3: P2MP-based BIER Topology without BUD nodes

Forwarding Table on A:

- o NHLFE(TreeID, OutInterface<toB>, OutLabel<alloc by B>, F-BM<0111>)

Forwarding Table on C:

- o ILM(inLabel<alloc by C>, action<TreeID>, Flag=Branch|CheckBS, BSL)
- o NHLFE(TreeID, OutInterface<toD>, OutLabel<alloc by D>, F-BM<0001>)
- o NHLFE(TreeID, OutInterface<toF>, OutLabel<alloc by F>, F-BM<0010>)

For Node C, the ability to receive a MPLS-encapsulation BIER packet, match ILM and get a TreeID, replicate to NHLFE Entries of the TreeID according to the result of AND'ing the BitString of packet and the F-BM of a NHLFE Entry, is called a P-CAPABILITY, which means to Process BitString in each packet.

Forwarding Table on B is the same to C.

Forwarding Table on D:

- o ILM(inLabel<alloc by D>, action<TreeID>, Flag=Leaf|CheckBS, BSL)
- o LEAF(TreeID, F-BM<0001>, flag=PopBIERincluding)

When Node D receive a MPLS-encapsulation BIER packet, it get the Label and match ILM, then do a replication according to the LEAF and check whether to proceed by AND'ing the BitString in the replicated packet and the F-BM in the LEAF entry. When the AND'ing result is non-zero then do a POP to the packet to disposit the whole BIER header Including the BIER Label, which has a length of (12+BSL/8) octets.

Node D need to have a P-CAPABILITY, for it need to Process BitString in each packet to determin whether to replicate to a special LEAF, and then disposit the whole BIER header Including the BIER Label and forward the IP multicast packet further. Node D also need to do the disposition as well, which is called a D-CAPABILITY. D-CAPABILITY means to disposit the BIER header including or excluding the BIER Label in the begining. Here PopBIERincluding means pop the BIER header including the BIER Label, while PopBIERexcluding means pop the BIER header excluding the BIER Label.

Forwarding Tables on E and F are same to D.

Comparing to the forwarding procedure defined in [[RFC8279](#)], there are two benefits of using the customized P2MP based BIER forwarding:

1. Not need to walk every physical neighbor, but only need to walk downstream neighbors on a P2MP tree.
2. Not need to edit the BitString in every packet, but only need to swap the BIER Label.

EXAMPLE 2: Another example with P2MP BUD Nodes.

```
( A ) ----- ( B ) ----- ( C ) ----- ( D )
(Root)          \                               1 (0:0001)
```

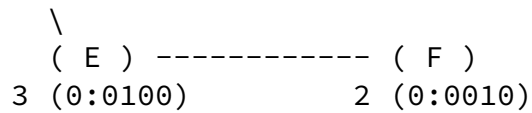


Figure 4: P2MP-based BIER Topology with BUD nodes

Forwarding Table on B (Branch Node):

- o ILM(inLabel<alloc by B>, action<TreeID>, Flag=Branch|CheckBS, BSL)

- o NHLFE(TreeID, OutInterface<toE>, OutLabel<alloc by E>, F-BM<0110>)
- o NHLFE(TreeID, OutInterface<toC>, OutLabel<alloc by C>, F-BM<0001>)

Node B, which is a Branch Node, only need to use its P-CAPABILITY.

Forwarding Table on E (BUD Node):

- o ILM(inLabel<alloc by E>, action<TreeID>, Flag=Bud|CheckBS, BSL)
- o NHLFE(TreeID, OutInterface<toF>, OutLabel<alloc by F>, F-BM<0010>)
- o LEAF(TreeID, F-BM<0100>, flag=PopBIERincluding)

When Node E receive a MPLS-encapsulation BIER packet, it get the Label and match ILM, then do a replication according to the NHLFEs and check whether to proceed by AND'ing the BitString in the replicated packet and the F-BM in the NHLFE/LEAF entry. When the AND'ing result is non-zero for the second LEAF then do a POP to the packet to disposit the whole BIER header, which has a length of (12+BSL/8) octets.

Node E, which is a BUD Node, has both the two capacities: P-CAPABILITY and D-CAPABILITY. P-CAPABILITY is need to be used for every NHLFE/LEAF, and D-CAPABILITY is need for the NHLFE that has a PopBIERincluding flag.

[5.3.](#) When Mid, Leaf or Bud nodes do not support P-CAPABILITY

The procedures of [Section 5.2](#) presuppose that, within a given BIER domain, all the nodes adjacent to a given BFR in a given routing underlay are also BFRs. However, it is possible to use BIER even

when this is not the case. In this section, we describe procedures that can be used if the routing underlay is a P2MP tree with BIER information in the domain.

For a P2MP tree, every node has a role of Root, Branch, Leaf, or Bud. The role is determined when the tree is built. The method is suitable for conditions when Mid, Leaf or Bud nodes do not support P-CAPABILITY.

EXAMPLE 1: Take Figure 4 as an example.

If D, F, E support BIER, and C don't support BIER, then we can configure on C to indicate it to use P2MP for BIER packets forwarding. Then C build a P2MP forwarding entry, while still pass the BIER information in control-plane. For example, D send a P2MP FEC Mapping message to C with a BitMask 0001, F send a P2MP FEC

Mapping message to C with a BitMask 0010, and C send a P2MP FEC Mapping message to B with a BitMask, but C build a P2MP forward entry like this:

- o ILM(inLabel<alloc by C>, action<TreeID>, Flag=Branch)
- o NHLFE(TreeID, OutInterface<toD>, OutLabel<alloc by D>)
- o NHLFE(TreeID, OutInterface<toF>, OutLabel<alloc by F>)

If D don't support BIER P-CAPABILITY, but it support BIER D-CAPABILITY, then the above method is still valid.

Forwarding Table on D when D don't have a P-CAPABILITY:

- o ILM(inLabel<alloc by D>, action<TreeID>, Flag=Leaf, BSL)
- o NHLFE(TreeID, flag=PopBIERincluding)

When Node D receive a MPLS-encapsulation BIER packet, it get the Label and match ILM, then do a replication according to the NHLFE but don't do the check by AND'ing the BitString in the replicated packet and the F-BM in the NHLFE entry. And then do a POP to the packet to disposit the whole BIER header, which has a length of (12+BSL/8) octets.

Another alternative form of Forwarding Table on D can also be the following when D don't have a P-CAPABILITY:

- o ILM(inLabel<alloc by D>, action<PopBIERincluding>, Flag=Leaf, BSL)

When Node D receive a MPLS-encapsulation BIER packet, it get the Label and match ILM, then do a POP action according to the ILM to pop the whole $(12+BSL/8)$ octets from the Label position.

EXAMPLE 2: Take BUD Node E in Figure 5 as another example.

Forwarding Table on Bud Node E when E don't have a P-CAPABILITY:

Forwarding Table on E when E don't have a P-CAPABILITY:

- o ILM(inLabel<alloc by E>, action<TreeID>, Flag=Bud, BSL)
- o NHLFE(TreeID, OutInterface<toF>, OutLabel<alloc by F>)
- o LEAF(TreeID, flag=PopBIERincluding)

One can see that, this method can support widely Non-BIER Nodes in a network, no matter the node has a Mid, Leaf or Bud role, and would never result in any ingress-replication through unicast tunnel, which may cause a overload on a link.

One can also see that, [\[RFC8279\]](#) only support Non BIER-capability nodes being the Mid nodes, and never allow a BFER nodes to be Non BIER-capability.

[5.4.](#) When Leaf or Bud nodes do not support D-CAPABILITY

A more tolerant variant of the above, when Leaf or Bud nodes do not support D-CAPABILITY, would be the following:

EXAMPLE 1: Take Figure 4 as an example.

If D even don't support BIER P-CAPABILITY or D-CAPABILITY, then POP the whole BIER Header except the first four octets Label field of a

packet before it come to D. This requires C to build a forwarding table like this:

Forwarding Table on C (Branch Node):

- o ILM(inLabel<alloc by E>, action<TreeID>, Flag=Branch|CheckBS, BSL)
- o NHLFE(TreeID, OutInterface<toD>, OutLabel<alloc by D>, F-BM<0001>, Flag=PopBIERexcluding)
- o NHLFE(TreeID, OutInterface<toF>, OutLabel<alloc by F>, F-BM<0010>)

The Flag PopBIERexcluding means POP the BIER Header excluding the first 4 octets BIER Label in a packet, that is a Length of (8+BSL/8)

If D don't support BIER P-CAPABILITY or D-CAPABILITY, and C don't support BIER P-CAPABILITY, then it requires B to build a forwarding table, to ensure the BIER Header except the first four octets Label field of a packet is popped before replicated to C, and requires C to build a forwarding table of a pure P2MP branch, and requires F to build a forwarding table of a pure P2MP Leaf. Their forwarding tables are like below:

Forwarding Table on B (Branch Node):

- o ILM(inLabel<alloc by B>, action<TreeID>, Flag=Branch|CheckBS, BSL)
- o NHLFE(TreeID, OutInterface<toC>, OutLabel<alloc by C>, F-MB<0011>, Flag=PopBIERexcluding)

- o NHLFE(TreeID, OutInterface<toE>, OutLabel<alloc by E>, F-BM<0100>)

Forwarding Table on C (Branch Node):

- o ILM(inLabel<alloc by C>, action<TreeID>, Flag=Branch)
- o NHLFE(TreeID, OutInterface<toF>, OutLabel<alloc by F>)
- o NHLFE(TreeID, OutInterface<toF>, OutLabel<alloc by F>)

Forwarding Table on D (Branch Node):

- o ILM(inLabel<alloc by D>, action<PopLabel>, Flag=Leaf)

Here PopLabel mean to pop the Label, which is in fact a P2MP LSP Label. It is a basic capability of any LSR.

Forwarding Table on F (Branch Node):

- o ILM(inLabel<alloc by F>, action<PopLabel>, Flag=Leaf)

Here PopLabel mean to pop the Label, which is in fact a P2MP LSP Label. It is a basic capability of any LSR, and the Forwarding table on F is in fact a P2MP one.

Note that, although F support BIER, which means it can deal with a BIER packet, but it must downshift its forwarding table to a pure P2MP one, because the packet it received doesn't include a BIER Header but a P2MP Label packet due to the POP behaving of its upstream node.

EXAMPLE 2: Take Figure 5 as another example.

If E even don't support BIER P-CAPABILITY or D-CAPABILITY, then POP the whole BIER Header Except the first four octets Label field of a packet before it come to D. This requires B to build a forwarding table like this:

Forwarding Table on B (Branch Node):

- o ILM(inLabel<alloc by B>, action<TreeID>, Flag=Branch|CheckBS, BSL)
- o NHLFE(TreeID, OutInterface<toC>, OutLabel<alloc by C>, F-MB<0011>)
- o NHLFE(TreeID, OutInterface<toE>, OutLabel<alloc by E>, F-BM<0100>, Flag=PopBIERexcluding)

Forwarding Table on E (Bud Node):

- o ILM(inLabel<alloc by E>, action<TreeID>, Flag=Bud)
- o NHLFE(TreeID, OutInterface<toF>, OutLabel<alloc by F>)

- o LEAF(TreeID, flag=PopLabel)

Forwarding Table on F (Branch Node):

- o ILM(inLabel<alloc by F>, action<PopLabel>, Flag=Leaf)

Note that, although F support BIER, which means it can deal with a BIER packet, but it must downshift its forwarding table to a pure P2MP Leaf, because the packet it received doesn't include a BIER Header but a P2MP Label packet due to the POP behaving of its upstream node.

One can see that, when some Leaf or Bud nodes even don't have a D-CAPABILITY, we can do a POP action to disposing the BIER header excluding the BIER Label in the beginning before the packet arrive the node. This is similar to a Penultimate Hop Popping in a P2P LSP.

6. Provisioning Considerations

P2MP based BIER use concepts of both P2MP and BIER. Some provisioning considerations list below:

Sub-domain:

In P2MP based BIER, every P2MP is a specific BIER underlay topology, and an implicit Sub-domain. RSVP-TE/MLDP build the BIER information of the implicit sub-domain when building the P2MP tree. MVPN get the implicit sub-domain by provisioning.

BFR-prefix:

In P2MP LSP based BIER, every BFR is also a LSR. So the BFR-prefix in the sub-domain is by default identified by LSR-id. Additionally, When BFR/LSR is also a MVPN PE, BFR-prefix is also the same as Originating Router's IP Address of x-PMSI A-D route or Leaf A-D route.

BFR-id:

When using protocols like RSVP-TE, which initializes P2MP LSP from a specific Ingress Node, BFR-id which is unique in P2MP LSP scope, can be auto-provisioned by Ingress Node, or conventionally configure on every Egress Nodes.

BSL and BIER-MPLS Label Block Size:

In P2MP LSP based BIER, Every P2MP LSP or implicit sub-domain requires a single BSL, and a specific BIER-MPLS Label block size for this BSL.

VPN-Label:

The P2MP based BIER 'P-tunnel' can be shared by multiple VPNs or a single VPN. When a P2MP based BIER being shared by multiple VPNs, an Upstream-assigned VPN-Label is required. It can be auto-provisioned or manual configured by the BFIR or Ingress LSR.

In fact, [[RFC6513](#)] has defined the method of "Aggregating Multiple MVPNs on a Single P-Tunnel". But unfortunately it is not widely deployed because of the serious trade-off between state saving and bandwidth waste. The BIER encapsulation and forwarding method give it a chance to eliminate the trade-off while gaining a completely state saving.

Even when such an aggregating is not used, it is still adequate to use BIER to save state by sharing one P2MP based BIER "P-tunnel" for multi flows in one specific VPN.

For seamless transitioning from legacy MVPN deployment and existing network, it is recommended not to use such an aggregating, as well as to use such an aggregating.

[7.](#) IANA Considerations

Allocation is expected from IANA for two new tunnel type codepoints for "RSVP-TE built P2MP based BIER" and "MLDP built P2MP based BIER" from the "P-Multicast Service Interface Tunnel (PMSI Tunnel) Tunnel Types" registry.

[8.](#) Security Considerations

This document does not introduce any new security considerations other than already discussed in [[RFC8279](#)].

[9.](#) Acknowledgements

The authors would like to thank Eric Rosen, Tony Przygienda, IJsbrand Wijnands and Toerless Eckert for their thoughtful comments and kind suggestions.

[10.](#) References

[10.1.](#) Normative References

- [I-D.ietf-bess-mvpn-expl-track]
Dolganow, A., Kotalwar, J., Rosen, E., and Z. Zhang,
"Explicit Tracking with Wild Card Routes in Multicast
VPN", [draft-ietf-bess-mvpn-expl-track-09](#) (work in
progress), April 2018.
- [I-D.ietf-bier-mvpn]
Rosen, E., Sivakumar, M., Aldrin, S., Dolganow, A., and T.
Przygienda, "Multicast VPN Using BIER", [draft-ietf-bier-
mvpn-11](#) (work in progress), March 2018.
- [RFC3031] Rosen, E., Viswanathan, A., and R. Callon, "Multiprotocol
Label Switching Architecture", [RFC 3031](#),
DOI 10.17487/RFC3031, January 2001,
<<https://www.rfc-editor.org/info/rfc3031>>.
- [RFC4875] Aggarwal, R., Ed., Papadimitriou, D., Ed., and S.
Yasukawa, Ed., "Extensions to Resource Reservation
Protocol - Traffic Engineering (RSVP-TE) for Point-to-
Multipoint TE Label Switched Paths (LSPs)", [RFC 4875](#),
DOI 10.17487/RFC4875, May 2007,
<<https://www.rfc-editor.org/info/rfc4875>>.
- [RFC6388] Wijnands, IJ., Ed., Minei, I., Ed., Kompella, K., and B.
Thomas, "Label Distribution Protocol Extensions for Point-
to-Multipoint and Multipoint-to-Multipoint Label Switched
Paths", [RFC 6388](#), DOI 10.17487/RFC6388, November 2011,
<<https://www.rfc-editor.org/info/rfc6388>>.
- [RFC6513] Rosen, E., Ed. and R. Aggarwal, Ed., "Multicast in MPLS/
BGP IP VPNs", [RFC 6513](#), DOI 10.17487/RFC6513, February
2012, <<https://www.rfc-editor.org/info/rfc6513>>.
- [RFC6514] Aggarwal, R., Rosen, E., Morin, T., and Y. Rekhter, "BGP
Encodings and Procedures for Multicast in MPLS/BGP IP
VPNs", [RFC 6514](#), DOI 10.17487/RFC6514, February 2012,

<<https://www.rfc-editor.org/info/rfc6514>>.

- [RFC6625] Rosen, E., Ed., Rekhter, Y., Ed., Hendrickx, W., and R. Qiu, "Wildcards in Multicast VPN Auto-Discovery Routes", [RFC 6625](#), DOI 10.17487/RFC6625, May 2012, <<https://www.rfc-editor.org/info/rfc6625>>.

Xie, et al.

Expires January 3, 2019

[Page 17]

Internet-Draft

MVPN Using MPLS P2MP and BIER

July 2018

- [RFC8279] Wijnands, IJ., Ed., Rosen, E., Ed., Dolganow, A., Przygienda, T., and S. Aldrin, "Multicast Using Bit Index Explicit Replication (BIER)", [RFC 8279](#), DOI 10.17487/RFC8279, November 2017, <<https://www.rfc-editor.org/info/rfc8279>>.
- [RFC8296] Wijnands, IJ., Ed., Rosen, E., Ed., Dolganow, A., Tantsura, J., Aldrin, S., and I. Meilik, "Encapsulation for Bit Index Explicit Replication (BIER) in MPLS and Non-MPLS Networks", [RFC 8296](#), DOI 10.17487/RFC8296, January 2018, <<https://www.rfc-editor.org/info/rfc8296>>.

[10.2.](#) Informative References

- [RFC2119] Bradner, S., "Key words for use in RFCs to Indicate Requirement Levels", [BCP 14](#), [RFC 2119](#), DOI 10.17487/RFC2119, March 1997, <<https://www.rfc-editor.org/info/rfc2119>>.

Authors' Addresses

Jingrong Xie
Huawei Technologies

Email: xiejingrong@huawei.com

Mike McBride
Huawei Technologies

Email: mmcbride7@gmail.com

Mach Chen
Huawei Technologies

Email: mach.chen@huawei.com

Liang Geng
China Mobile
Beijing 100053

Email: gengliang@chinamobile.com