

Independent Submission
Internet Draft
Intended Category: Informational

N. Leymann
C. Heidemann
Deutsche Telekom AG
M. Zhang
B. Sarikaya
Huawei
M. Cullen
Painless Security
December 21, 2016

Expires: June 24, 2017

**Huawei's GRE Tunnel Bonding Protocol
draft-zhang-gre-tunnel-bonding-05.txt**

Abstract

There is an emerging demand for solutions that provide redundancy and load-sharing across wired and cellular links from a single service provider, so that a single subscriber is provided with bonded access to heterogeneous connections at the same time.

In this document, GRE (Generic Routing Encapsulation) Tunnel Bonding is specified as an enabling approach for bonded access to a wired and a wireless network in customer premises, e.g. homes. In GRE Tunnel Bonding, two GRE tunnels, one per network connection, are set up and bonded together to form a single GRE tunnel for a subscriber. Compared with each composing connection, the bonded connections promise increased access capacity and improved reliability. The solution described in this document is currently implemented by Huawei and deployed by Deutsche Telekom AG. Publication of this document is to enable other developers to build interoperable implementations.

Status of this Memo

This Internet-Draft is submitted to IETF in full conformance with the provisions of [BCP 78](#) and [BCP 79](#).

Internet-Drafts are working documents of the Internet Engineering Task Force (IETF), its areas, and its working groups. Note that other groups may also distribute working documents as Internet-Drafts.

Internet-Drafts are draft documents valid for a maximum of six months and may be updated, replaced, or obsoleted by other documents at any time. It is inappropriate to use Internet-Drafts as reference material or to cite them other than as "work in progress."

The list of current Internet-Drafts can be accessed at

<http://www.ietf.org/1id-abstracts.html>

The list of Internet-Draft Shadow Directories can be accessed at <http://www.ietf.org/shadow.html>

Copyright and License Notice

Copyright (c) 2016 IETF Trust and the persons identified as the document authors. All rights reserved.

This document is subject to [BCP 78](#) and the IETF Trust's Legal Provisions Relating to IETF Documents (<http://trustee.ietf.org/license-info>) in effect on the date of publication of this document. Please review these documents carefully, as they describe your rights and restrictions with respect to this document. Code Components extracted from this document must include Simplified BSD License text as described in Section 4.e of the Trust Legal Provisions and are provided without warranty as described in the Simplified BSD License.

Table of Contents

- [1. Introduction](#) [3](#)
- [2. Acronyms and Terminology](#) [4](#)
- [3. Use Case](#) [6](#)
- [4. Overview](#) [6](#)
 - [4.1. Control Plane](#) [7](#)
 - [4.2. Data Plane](#) [7](#)
 - [4.3. Traffic Classification and Distribution](#) [7](#)
 - [4.4. Traffic Recombination](#) [8](#)
 - [4.5. Bypass](#) [8](#)
 - [4.6. Measurement](#) [9](#)
 - [4.7. Policy Control Considerations](#) [9](#)
- [5. Control Protocol Specification \(Control Plane\)](#) [9](#)
 - [5.1. GRE Tunnel Setup Request](#) [11](#)
 - [5.1.1. Client Identification Name](#) [12](#)
 - [5.1.2. Session ID](#) [12](#)
 - [5.1.3. DSL Synchronization Rate](#) [13](#)
 - [5.2. GRE Tunnel Setup Accept](#) [13](#)
 - [5.2.1. H IPv4 Address](#) [14](#)
 - [5.2.2. H IPv6 Address](#) [14](#)
 - [5.2.3. Session ID](#) [15](#)
 - [5.2.4. RTT Difference Threshold](#) [15](#)
 - [5.2.5. Bypass Bandwidth Check Interval](#) [16](#)
 - [5.2.6. Active Hello Interval](#) [16](#)
 - [5.2.7. Hello Retry Times](#) [17](#)

- [5.2.8. Idle Timeout](#) [17](#)
- [5.2.9. Bonding Key Value](#) [18](#)
- [5.2.10. Configured DSL Upstream Bandwidth](#) [19](#)
- [5.2.11. Configured DSL Downstream Bandwidth](#) [19](#)
- [5.2.12. RTT Difference Threshold Violation](#) [20](#)
- [5.2.13. RTT Difference Threshold Compliance](#) [20](#)
- [5.2.14. Idle Hello Interval](#) [21](#)
- [5.2.15. No Traffic Monitored Interval](#) [22](#)
- [5.3. GRE Tunnel Setup Deny](#) [22](#)
- [5.3.1. Error Code](#) [22](#)
- [5.4. GRE Tunnel Hello](#) [23](#)
- [5.4.1. Timestamp](#) [23](#)
- [5.4.2. IPv6 Prefix Assigned by HAAP](#) [24](#)
- [5.5. GRE Tunnel Tear Down](#) [25](#)
- [5.6. GRE Tunnel Notify](#) [25](#)
- [5.6.1. Bypass Traffic Rate](#) [25](#)
- [5.6.2. Filter List Package](#) [26](#)
- [5.6.3. Switching to DSL Tunnel](#) [29](#)
- [5.6.4. Overflowing to LTE Tunnel](#) [29](#)
- [5.6.5. DSL Link Failure](#) [30](#)
- [5.6.6. LTE Link Failure](#) [30](#)
- [5.6.7. IPv6 Prefix Assigned to Host](#) [30](#)
- [5.6.8. Diagnostic Start: Bonding Tunnel](#) [31](#)
- [5.6.9. Diagnostic Start: DSL Tunnel](#) [31](#)
- [5.6.10. Diagnostic Start: LTE Tunnel](#) [32](#)
- [5.6.11. Diagnostic End](#) [32](#)
- [5.6.12. Filter List Package ACK](#) [33](#)
- [5.6.13. Switching to Active Hello State](#) [33](#)
- [5.6.14. Switching to Idle Hello State](#) [34](#)
- [5.6.15. Tunnel Verification](#) [34](#)
- [6. Tunnel Protocol Operation \(Data Plane\)](#) [35](#)
- [6.1. The GRE Header](#) [36](#)
- [6.2. Automatic Setup of GRE Tunnels](#) [36](#)
- [7. Security Considerations](#) [38](#)
- [8. IANA Considerations](#) [38](#)
- [9. Contributors](#) [38](#)
- [10. References](#) [39](#)
- [10.1. Normative References](#) [39](#)
- [10.2. Informative References](#) [40](#)
- [Author's Addresses](#) [41](#)

1. Introduction

Service providers used to provide subscribers with separate access to their fixed networks and mobile networks. It has become desirable to bond these heterogeneous networks together to offer access service to subscribers that offer increased access capacity and improved reliability.

This document focuses on the use case that DSL (Digital Subscriber Line) connection and LTE (Long Term Evolution) connection are bonded together. When the traffic volume exceeds the bandwidth of the DSL connection, the excess amount can be offloaded to the LTE connection. Home Gateway (HG) is a Customer Premises Equipment (CPE) initiating the DSL and LTE connections. Hybrid Access Aggregation Point (HAAP) is the network function that resides in the provider's networks to terminate these bonded connections. Note that if there were more than two connections that need to be bonded, the GRE Tunnel Bonding mechanism could support that scenario as well. However, support for more than two connections is out the scope of this document. Also, the protocol specified in this document is limited to the single-operator scenario only, i.e., the two peering boxes, HG and HAAP, are operated by a single provider. The adaptation of the GRE Tunnel Bonding protocol to the multi-provider scenario is left as future work.

This document bases the solution on GRE (Generic Routing Encapsulation [[RFC2874](#)] [[RFC2890](#)]) since GRE is widely supported in both fixed and mobile networks. Approaches specified in this document might as well be used by other tunneling technologies to achieve tunnel bonding. However, such kind of variants are out the scope of this document.

For each heterogeneous connection (DSL and LTE) between the HG and HAAP, one GRE tunnel is set up. HG and HAAP respectively serve as the common termination point of the two tunnels at both end. Those GRE tunnels are further bonded together to form a logical GRE tunnel for the subscriber. HG conceals the composing GRE tunnels from the end nodes, and end nodes simply treat the logical GRE tunnel as a single IP link. This provides an overlay: the users' IP packets (inner IP) are encapsulated in GRE which is in turn carried over IP (outer IP).

The GRE Tunnel Bonding Protocol is developed by Huawei and has been deployed in networks operated by Deutsche Telekom AG. Publication of this document is to make it open to the public and enable other developers to build interoperable implementations.

2. Acronyms and Terminology

GRE: Generic Routing Encapsulation [[RFC2874](#)] [[RFC2890](#)]

DSL: Digital Subscriber Line is a family of technologies that are used to transmit digital data over telephone lines

LTE: Long Term Evolution. A standard for wireless communication of high-speed data for mobile phones and data terminals. Commonly marketed as 4G LTE.

HG: Home Gateway. A CPE device that is enhanced to support the simultaneous use of both fixed broadband and 3GPP access connections.

HAAP: Hybrid Access Aggregation Point. A logical function in Operator's network, terminating bonded connections while offering high speed Internet.

CIR: Committed Information Rate [[RFC2698](#)]

RTT: Round Trip Time

AAA: Authentication, Authorization and Accounting [[RFC6733](#)]

SOAP: Simple Object Access Protocol. It is a protocol specification for exchanging structured information in the implementation of web services in computer networks.

FQDN: A Fully Qualified Domain Name (FQDN) is a domain name that includes all higher level domains relevant to the entity named. [[RFC1594](#)]

DSCP: The six-bit codepoint (DSCP) of the Differentiated Services Field (DS Field) in the IPv4 and IPv6 Headers [[RFC2724](#)].

BRAS: Broadband Remote Access Server. It routes traffic to and from broadband remote access devices such as Digital Subscriber Line Access Multiplexers (DSLAM) on an Internet service provider's (ISP) network.

PGW: Packet Data Network Gateway. In the Long Term Evolution (LTE) architecture for the Evolved Packet Core (EPC), the PGW acts as an anchor for user plane mobility.

PDP: Packet Data Protocol. A packet transfer protocol used in wireless GPRS (General Packet Radio Service)/HSDPA (High Speed Downlink Packet Access) networks.

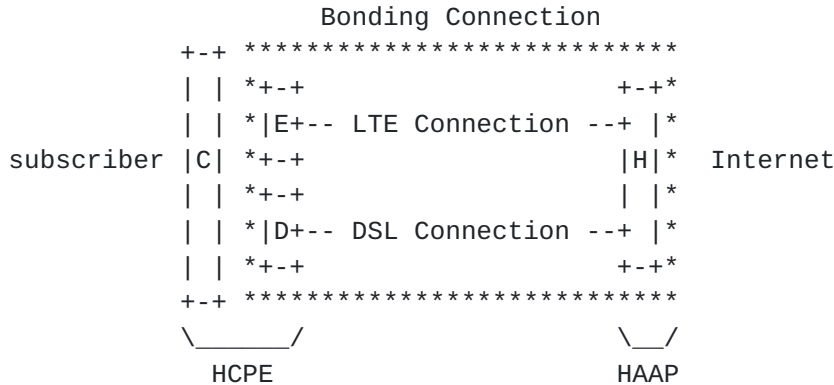
PPPoE: Point-to-Point Protocol over Ethernet is a network protocol for encapsulating PPP frames inside Ethernet frames.

DNS: Domain Name System is a hierarchical distributed naming system for computers, services, or any resource connected to the Internet or a private network.

DHCP: Dynamic Host Configuration Protocol. A standardized network protocol used on Internet Protocol (IP) networks for dynamically distributing network configuration parameters, such as IP addresses for interfaces and services.

The key words "MUST", "MUST NOT", "REQUIRED", "SHALL", "SHALL NOT", "SHOULD", "SHOULD NOT", "RECOMMENDED", "MAY", and "OPTIONAL" in this document are to be interpreted as described in [RFC 2119](#) [[RFC2119](#)].

3. Use Case



- C: The service endpoint of the bonding service at the HG.
- E: The endpoint of the LTE connection resides in HG.
- D: The endpoint of the DSL connection resides in HG
- H: The endpoint for each heterogeneous connection at HAAP.

Figure 3.1: Offloading from DSL to LTE, increased access capacity

If a Service Provider runs heterogeneous networks, such as fixed and mobile, subscribers eager to use those networks simultaneously for increased access capacity rather than just using a single network. As shown by the reference model in Figure 3.1, the subscriber expects a significantly higher access bandwidth from the bonding connection than from the DSL connection. In other words, when the traffic volume exceeds the bandwidth of the DSL connection, the excess amount may be offloaded to the LTE connection.

Compared to per-flow load balancing mechanisms which are widely used nowadays, the use case described in this document requires a per-packet offloading approach. For per-flow load-balancing, the maximum bandwidth that may be used by a traffic flow is the bandwidth of an individual connection. While for per-packet offloading, a single flow may use the added-up bandwidth of the two connections.

4. Overview

In this document, the widely supported GRE is chosen as the tunneling technique. With the newly defined control protocol, GRE tunnels are setup on top of the DSL and LTE connections which are ended at D and H or E and H, as shown in Figure 3.1. These tunnels are bonded

together to form a single logical bonding connection between HG and HAAP. Subscribers use this logical connection without knowing the composing GRE tunnels.

4.1. Control Plane

A clean-slate control protocol is designed to manage the GRE tunnels that are setup per heterogeneous connection between HG and HAAP. The goal is to design a compact control plane for bonding access instead of reusing existing control planes.

In order to measure the performance of connections, control packets need to co-route the same path with data packets. Therefore, a GRE Channel is opened for the purpose of data plane forwarding of control plane packets. As shown in Figure 5.1, the GRE header ([RFC2784]) with the Key extension specified by [RFC2890] is being used. The GRE Protocol Type (0xB7EA) is used to identify this GRE Channel. A family of control messages are encapsulated with GRE header and carried over this channel. Attributes, formatted in Type-Length-Value style, are further defined and included in each control message.

With the newly defined control plane, the GRE tunnels between HG and HAAP can be established, managed and released without the involvement of operators.

4.2. Data Plane

Using the control plane defined in [Section 4.1](#), GRE tunnels can be automatically setup per heterogeneous connection between the HG and the HAAP. For the use case described in [Section 3](#), one GRE tunnel is ended at the DSL WAN interfaces, e.g., DSL GRE tunnel, and another GRE tunnel is ended at the LTE WAN interfaces, e.g., LTE GRE tunnel. Each tunnel may carry user's IP packets as payload, which forms a typical IP-over-IP overlay. These tunnels are bonded together to offer a single access point to subscribers.

As shown in Figure 6.1, the GRE header ([RFC2784]) with the Key and Sequence Number extensions specified by [RFC2890] is used to encapsulate data packets. The Protocol Type is either 0x0800 [RFC2784] or 0x86DD [RFC7676], which indicates the inner packet is either an IPv4 packet or an IPv6 packet. The GRE Key field is set to a unique value for the entire bonding connection. The GRE Sequence Number field is used to maintain the sequence of packets transported in all GRE tunnels as a single flow between the HG and the HAAP.

4.3. Traffic Classification and Distribution

For the offloading use case, the coloring mechanism specified in

[RFC2697] is being used to classify subscriber's IP packets, both upstream and downstream, into the DSL GRE tunnel or the LTE GRE tunnel. Packets colored as green or yellow will be distributed into the DSL GRE tunnel and packets colored as red will be distributed into the LTE GRE tunnel. For the scenario that requires more than two GRE tunnels, multiple levels of token buckets might be realized. However, that is out of the scope for this document.

The Committed Information Rate (CIR) of the coloring mechanism is set to the total DSL WAN bandwidth minus the bypass DSL bandwidth (See [Section 4.4.](#)). The total DSL WAN bandwidth MAY be configured, MAY be obtained from the management system (AAA server, SOAP server, etc.), or MAY be detected in real-time using ANCP [[RFC6320](#)].

[4.4.](#) Traffic Recombination

For the offloading use case, the recombination function at the receiver provides in-order delivery of subscribers' traffic. The receiver maintains a small reordering buffer and orders the data packets in this buffer by the Sequence Number field [[RFC2890](#)] of the GRE header. All packets carried on GRE tunnels which belong to the same bonding connection go into a single reordering buffer.

Operators may configure the maximum allowed size (See MAX_PERFLOW_BUFFER in [[RFC2890](#)]) of the buffer for reordering. They may also configure the maximum time (See OUTFORDER_TIMER in [[RFC2890](#)]) that a packet can stay in the buffer for reordering. The OUTFORDER_TIMER must be configured carefully. Values larger than the difference of the normal Round-Trip Time (e.g., 100 ms) of the two connections are not recommended. Implementation and deployment experiences exhibits there is usually a large margin for the value of MAX_PERFLOW_BUFFER. Values larger than the multiply of the sum of the line rate of the two connections and the value of OUTFORDER_TIMER should be used.

[4.5.](#) Bypass

Service Providers provide some services that should not be delivered over the bonding connection. For example, Service Providers may not expect real-time IPTV to be carried by the LTE GRE tunnel. It is required that IPTV traffic bypasses the GRE Tunnel Bonding and uses the raw DSL bandwidth. Bypass traffic is not subject to the traffic classification and distribution specified above. The raw connection used for bypass traffic is not controlled by the HAAP. It may or may not go through device that HAAP resides in.

The HAAP may announce the service types that need to bypass the bonded GRE tunnels using the Filter List Package attribute as

specified in [Section 5.6.2](#). The HG and the HAAP need to set aside the DSL bandwidth for bypassing. The available DSL bandwidth for GRE Tunnel Bonding is equal to the total DSL bandwidth minus the bypass bandwidth.

[4.6. Measurement](#)

Since control packets are routed using the same paths as the data packets, the real performance of the data paths (e.g., the GRE tunnels) can be measured. The GRE Tunnel Hello messages specified in [Section 5.3](#) are used to carry the timestamp information and the Round Trip Time (RTT) value can therefore be calculated based on the timestamp.

Besides the end-to-end delay of the GRE tunnels, the HG and the HAAP need to measure the capacity of the tunnels as well. For example, the HG is REQUIRED to measure the downstream bypassing bandwidth and report it to the HAAP in real time (See [Section 5.6.1](#)).

[4.7. Policy Control Considerations](#)

Operators and users may input policies into the GRE Tunnel Bonding. These policies will be interpreted into parameters or actions that impact the traffic classification, distribution, combination, measurement and bypass.

Operators and users may offer the service types that need to bypass the bonded GRE tunnels. Service types defined by operators will be delivered from the HAAP to the HG through the control plane (See [Section 5.6.12](#)), and the HG will use the raw connection to transmit traffic for these service types. Users may as well define bypass service types on the HG. Bypass service types defined by users need not to be delivered to the HAAP.

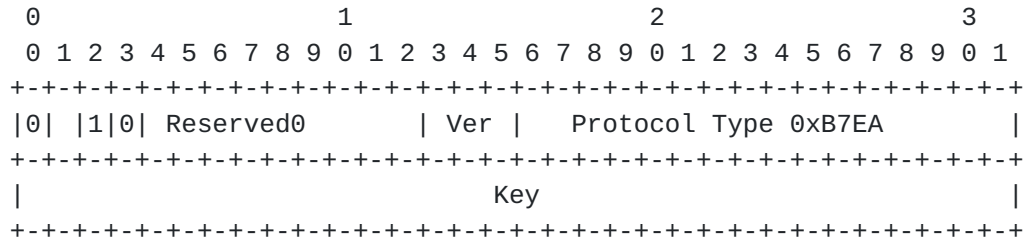
Operators may specify the interval for sending Hello messages and the retry times for the HG or the HAAP to send out Hello messages before the failure of a connection.

Since the GRE tunnels are setup on top of heterogeneous DSL and LTE connections, if the difference of the transmission delays of these connections exceeds a given threshold for a certain period, the HG and the HAAP should be able to stop the offloading behavior and fallback to a traditional transmission mode, where the LTE GRE tunnel is disused while all traffic is transmitted over the DSL GRE tunnel. Operators are allowed to define this threshold and period.

[5. Control Protocol Specification \(Control Plane\)](#)

Control messages are used to establish, maintain, measure and tear down GRE tunnels between the HG and the HAAP. Also, the control plane undertakes the responsibility convey traffic policies over the GRE tunnels.

For the purpose of measurement, control messages need to be delivered as GRE encapsulated packets and co-routed with data plane packets. The new GRE Protocol Type (0xB7EA) is allocated for this purpose and the standard GRE header as per [RFC2874] with the Key extension specified by [RFC2890] is used. The Checksum Present bit is set to zero. Key Present bit is set to 1. The Sequence Number Present bit is set to 0. So the format of the GRE header for control messages of the GRE Tunnel Bonding protocol is as follows:



Key

The Key field is used to carry a random number for the purpose of security. The random number is generated by the HAAP and informed to the HG. (See [Section 5.2.9.](#))

The general format of the entire control message is as follows:

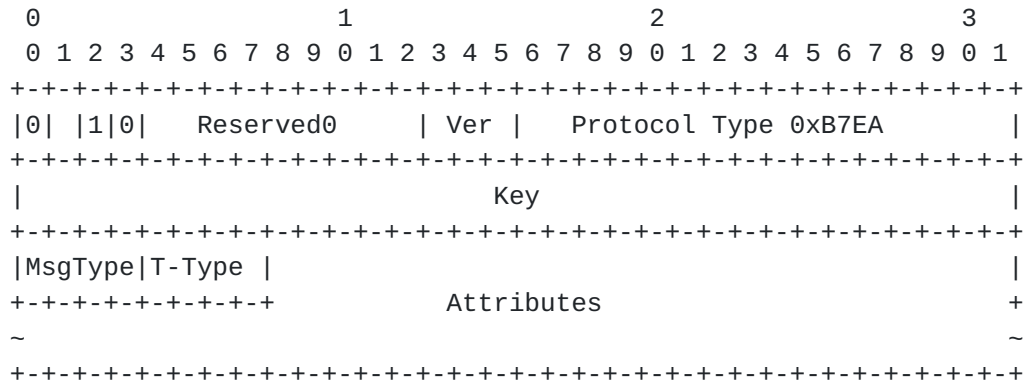


Figure 5.1: The format of control messages of GRE Tunnel Bonding

MsgType (4 bits)

Message Type. The control message family contains the following 6 types of control messages:

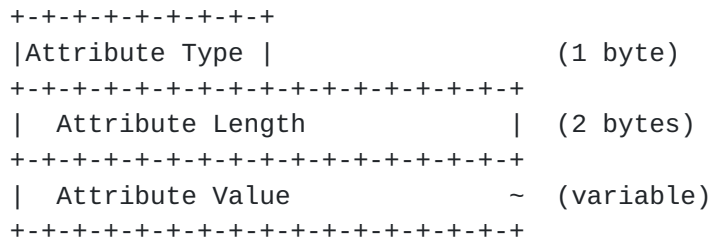
Control Message Family	Type
=====	=====
GRE Tunnel Setup Request	1
GRE Tunnel Setup Accept	2
GRE Tunnel Setup Deny	3
GRE Tunnel Hello	4
GRE Tunnel Tear Down	5
GRE Tunnel Notify	6
Reserved	0,7-15

T-Type (4 bits)

Tunnel Type. Set to 0001 if the control message is sent via the primary GRE tunnel (normally the DSL GRE tunnel). Set to 0010 if the control message is sent via the secondary GRE tunnel (normally the LTE GRE tunnel). Values 0000 and values from 0011 through 1111 are reserved for future use and MUST be ignored on receipt.

Attributes

The Attributes field includes the attributes that need to be carried in the control message. Each Attribute has the following format.



Attribute Type (1 octet)

The Attribute Type specifies the type of the attribute.

Attribute Length (2 octets)

Attribute Length indicates the length of the Attribute Value in octets.

Attribute Value (variable)

The Attribute Value includes the value of the attribute.

All control messages are sent in network byte order (high order octets first). Protocol Type carried in the GRE header for the control message is 0xB7EA. Based on this number, the receiver will determine to consume the GRE packet locally rather than further forwarding.

5.1. GRE Tunnel Setup Request

HG uses the GRE Tunnel Setup Request message to request that the HAAP establish the GRE tunnels. It is sent out from HG's LTE and DSL WAN interfaces separately. Attributes that need to be included in this message are defined in the following subsections.

5.1.1. Client Identification Name

Operator uses the Client Identification Name (CIN) to identify the HG. The HG sends the CIN to the HAAP for authentication and authorization as specified in [TS23.401]. It is REQUIRED that the GRE Tunnel Setup Request message sent out from the LTE WAN interface contains the CIN attribute while the GRE Tunnel Setup Request message sent out from the DSL WAN interface does not contain this attribute.

The CIN attribute has the following format:

```

+--+--+--+--+--+--+--+
|Attribute Type |           (1 byte)
+--+--+--+--+--+--+--+--+--+--+--+--+--+--+--+--+--+--+--+--+
| Attribute Length |           (2 bytes)
+--+--+--+--+--+--+--+--+--+--+--+--+--+--+--+--+--+--+...--+
| Client Identification Name           (40 bytes) |
+--+--+--+--+--+--+--+--+--+--+--+--+--+--+--+--+--+--+...--+

```

Attribute Type
CIN, set to 3.

Attribute Length
Set to 40.

Client Identification Name
This is a 40-byte string value encoded in UTF-8 and set by the operator. It is used as the identification of the HG in the operator's network.

5.1.2. Session ID

This Session ID is generated by the HAAP when the LTE GRE Tunnel Setup Request message is received. The HAAP announces the Session ID to the HG in the LTE GRE Tunnel Setup Accept message. For those WAN interfaces that need to be bonded together, the HG MUST use the same Session ID. The HG MUST carry the Session ID attribute in each DSL GRE Tunnel Setup Request message. For the first time that the LTE GRE Tunnel Setup Request message is sent to the HAAP, the Session ID attribute need not be included. However, if the LTE GRE Tunnel fails and HG tries to revive it, the LTE GRE Tunnel Setup Request message MUST include the Session ID attribute.

The Session ID attribute has the following format:

```

+---+---+---+---+---+
|Attribute Type |           (1 byte)
+---+---+---+---+---+---+---+---+---+---+---+---+---+
| Attribute Length |       (2 bytes)
+---+---+---+---+---+---+---+---+---+---+---+---+---+
| Session ID      |       (4 bytes) |
+---+---+---+---+---+---+---+---+---+---+---+---+---+

```

Attribute Type
Session ID, set to 4.

Attribute Length
Set to 4.

Session ID
An unsigned integer generated by the HAAP. It is used as the identification of bonded GRE Tunnels.

5.1.3. DSL Synchronization Rate

The HG uses the DSL Synchronization Rate to notify the HAAP about the downstream bandwidth of the DSL link. The DSL GRE Tunnel Setup Request message MUST include the DSL Synchronization Rate attribute. The LTE GRE Tunnel Setup Request message SHOULD NOT include this attribute.

```

+---+---+---+---+---+
|Attribute Type |           (1 byte)
+---+---+---+---+---+---+---+---+---+---+---+---+---+
| Attribute Length |       (2 bytes)
+---+---+---+---+---+---+---+---+---+---+---+---+---+
| DSL Synchronization Rate | (4 bytes) |
+---+---+---+---+---+---+---+---+---+---+---+---+---+

```

Attribute Type
DSL Synchronization Rate, set to 7.

Attribute Length
Set to 4.

DSL Synchronization Rate
An unsigned integer measured in kbps.

5.2. GRE Tunnel Setup Accept

The HAAP uses the GRE Tunnel Setup Accept message as the response to

the GRE Tunnel Setup Request message. This message indicates acceptance of the tunnel establishment and carries parameters of the GRE tunnels. Attributes that need be to included in this message are defined below.

5.2.1. H IPv4 Address

The HAAP uses the H IPv4 Address attribute to inform the HG of the H IPv4 address. The HG uses the H IPv4 address as the destination endpoint IPv4 address of the GRE tunnels (the source endpoint IPv4 addresses of the GRE tunnels are respectively DSL/LTE WAN interface IP address (D/E)). The LTE GRE Tunnel Setup Accept message MUST include the H IPv4 Address attribute.

```

+---+---+---+---+---+
|Attribute Type |           (1 byte)
+---+---+---+---+---+---+---+---+---+---+---+---+---+
| Attribute Length |       (2 bytes)
+---+---+---+---+---+---+---+---+---+---+---+---+---+
| H IPv4 Address   |       (4 bytes)  |
+---+---+---+---+---+---+---+---+---+---+---+---+---+

```

Attribute Type
H IPv4 Address, set to 1.

Attribute Length
Set to 4.

H IPv4 Address
Set to the pre-configured IPv4 address (e.g. an IP address of a Line Card in the HAAP) which is used as the endpoint IP address of GRE tunnels by the HAAP.

5.2.2. H IPv6 Address

HAAP uses the H IPv6 Address attribute to inform the HG of the H IPv6 address. The HG uses the H IPv6 address as the destination endpoint IPv6 address of the GRE tunnels (the source endpoint IPv4 addresses of the GRE tunnels are respectively DSL/LTE WAN interface IP address (D/E)). The LTE GRE Tunnel Setup Accept message MUST include the H IPv6 Address attribute.


```

+---+---+---+---+---+
|Attribute Type |           (1 byte)
+---+---+---+---+---+---+---+---+---+---+---+---+
| Attribute Length           | (2 bytes)
+---+---+---+---+---+---+---+---+---+---+---+---+...+
| H IPV6 Address             (16 bytes) |
+---+---+---+---+---+---+---+---+---+---+---+---+...+

```

Attribute Type
 H IPV6 Address, set to 1.

Attribute Length
 Set to 16.

H IPV6 Address
 Set to the pre-configured IPv6 address (e.g. an IP address of a Line Card in the HAAP) which is used as the endpoint IP address of GRE tunnels by HAAP.

5.2.3. Session ID

The LTE GRE Tunnel Setup Accept message MUST include Session ID attribute as defined in [Section 5.1.2](#).

5.2.4. RTT Difference Threshold

The HAAP uses the RTT Difference Threshold attribute to inform the HG of the acceptable threshold of RTT difference between the DSL link and the LTE link. If the measured RTT difference exceeds this threshold, the HG SHOULD stop offloading traffic to the LTE GRE tunnel. The LTE GRE Tunnel Setup Accept message MUST include the RTT Difference Threshold attribute.

```

+---+---+---+---+---+
|Attribute Type |           (1 byte)
+---+---+---+---+---+---+---+---+---+---+---+---+
| Attribute Length           | (2 bytes)
+---+---+---+---+---+---+---+---+---+---+---+---+...+
| RTT Difference Threshold   (4 bytes) |
+---+---+---+---+---+---+---+---+---+---+---+---+...+

```

Attribute Type
 RTT Difference Threshold, set to 9.

Attribute Length
 Set to 4.

RTT Difference Threshold

An unsigned integer measured in milliseconds. This value can be chosen in the range 0 through 1000.

5.2.5. Bypass Bandwidth Check Interval

The HAAP uses the Bypass Bandwidth Check Interval attribute to inform the HG of how frequently the bypass bandwidth should be checked. The HG should check the bypass bandwidth of the DSL WAN interface in each time period indicated by this interval. The LTE GRE Tunnel Setup Accept message MUST include the Bypass Bandwidth Check Interval attribute.

```

+-----+
|Attribute Type | (1 byte)
+-----+
| Attribute Length | (2 bytes)
+-----+
| Bypass Bandwidth Check Interval (4 bytes) |
+-----+

```

Attribute Type
Bypass Bandwidth Check Interval, set to 10.

Attribute Length
Set to 4.

Bypass Bandwidth Check Interval
An unsigned integer measured in seconds. This value can be chosen in the range 10 through 300.

5.2.6. Active Hello Interval

The HAAP uses the Active Hello Interval attribute to inform the HG of the pre-configured interval for sending out GRE Tunnel Hellos. The HG should send out GRE Tunnel Hellos via both the DSL and LTE WAN interfaces in each time period as indicated by this interval. The LTE GRE Tunnel Setup Accept message MUST include the Active Hello Interval attribute.

```

+-----+
|Attribute Type | (1 byte)
+-----+
| Attribute Length | (2 bytes)
+-----+
| Active Hello Interval (4 bytes) |
+-----+

```

Attribute Type

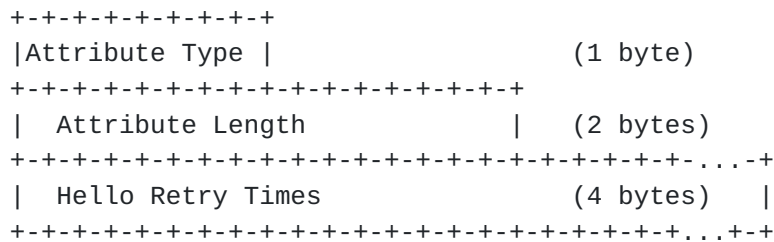
Active Hello Interval, set to 14.

Attribute Length
Set to 4.

Active Hello Interval
An unsigned integer measured in seconds. This value can be chosen in the range 1 through 100.

5.2.7. Hello Retry Times

The HAAP uses the Hello Retry Times attribute to inform the HG of the retry times for sending GRE Tunnel Hellos. If the HG does not receive any acknowledgement from the HAAP for the number of GRE Tunnel Hello attempts specified in this attribute, the HG will declare a failure of the GRE Tunnel. The LTE GRE Tunnel Setup Accept message MUST include the Hello Retry Times attribute.



Attribute Type
Hello Retry Times, set to 15.

Attribute Length
Set to 4.

Hello Retry Times
An unsigned integer, which takes values in the range 3 through 10.

5.2.8. Idle Timeout

The HAAP uses the Idle Timeout attribute to inform the HG of the pre-configured timeout value to terminate the DSL GRE tunnel. When an LTE GRE Tunnel failure is detected, all traffic will be sent over the DSL GRE tunnel. If the failure of the LTE GRE tunnel lasts longer than the Idle Timeout, subsequent traffic will be sent over raw DSL rather than over a tunnel, and the DSL GRE tunnel SHOULD be terminated. The LTE Tunnel Setup Accept message MUST include the Idle Timeout attribute.


```

+---+---+---+---+---+
|Attribute Type |           (1 byte)
+---+---+---+---+---+---+---+---+---+---+---+---+---+
| Attribute Length           | (2 bytes)
+---+---+---+---+---+---+---+---+---+---+---+---+---+...-+
| Idle Timeout               (4 bytes) |
+---+---+---+---+---+---+---+---+---+---+---+---+---+...-+

```

Attribute Type
 Idle Timeout, set to 16.

Attribute Length
 Set to 4.

Idle Timeout
 An unsigned integer measured in seconds. It takes values in the range 0 through 172,800 with the granularity of 60. The default value is 1,440 (24 hours). The value 0 indicates the idle timer never expires.

5.2.9. Bonding Key Value

The HAAP uses the Bonding Key Value attribute to inform the HG of the number which is to be carried as the Key of the GRE header for subsequent control messages. The Bonding Key Value is generated by the HAAP and used for the purpose of security.

The method used to generate this number is up to implementations. The Pseudo Random Number Generator defined in ANSI X9.31 [Appendix A.2.4](#) is RECOMMENDED. Note that Random Number Generation collision is allowed in the GRE Tunnel Bonding protocol.

```

+---+---+---+---+---+
|Attribute Type |           (1 byte)
+---+---+---+---+---+---+---+---+---+---+---+---+---+
| Attribute Length           | (2 bytes)
+---+---+---+---+---+---+---+---+---+---+---+---+---+...-+
| Bonding Key Value         (4 bytes) |
+---+---+---+---+---+---+---+---+---+---+---+---+---+...-+

```

Attribute Type
 Bonding Key Value, set to 20.

Attribute Length
 Set to 4.

Bonding Key Value
 A 32-bit random number generated by the HAAP.

5.2.10. Configured DSL Upstream Bandwidth

The HAAP obtains the upstream bandwidth of the DSL link from the management system and uses the Configured DSL Upstream Bandwidth attribute to inform the HG. The HG uses the received upstream bandwidth as the Committed Information Rate for the DSL link [RFC2697]. The DSL GRE Tunnel Setup Accept message MUST include the Configured DSL Upstream Bandwidth attribute.

```

+--+--+--+--+--+--+--+
|Attribute Type |           (1 byte)
+--+--+--+--+--+--+--+
| Attribute Length           | (2 bytes)
+--+--+--+--+--+--+--+--+--+--+--+--+--+--+--+--+--+...--+
| Configured DSL Upstream Bandwidth (4 bytes) |
+--+--+--+--+--+--+--+--+--+--+--+--+--+--+--+--+--+...--+

```

Attribute Type
Configured DSL Upstream Bandwidth, set to 22.

Attribute Length
Set to 4.

Configured DSL Upstream Bandwidth
An unsigned integer measured in kbps.

5.2.11. Configured DSL Downstream Bandwidth

The HAAP obtains the downstream bandwidth of the DSL link from the management system and uses the Configured DSL Downstream Bandwidth attribute to inform the HG. The HG uses the received downstream bandwidth as the base in calculating the bypassing bandwidth. The DSL GRE Tunnel Setup Accept message MUST include the Configured DSL Downstream Bandwidth attribute.

```

+--+--+--+--+--+--+--+
|Attribute Type |           (1 byte)
+--+--+--+--+--+--+--+
| Attribute Length           | (2 bytes)
+--+--+--+--+--+--+--+--+--+--+--+--+--+--+--+--+--+...--+
|Configured DSL Downstream Bandwidth(4 bytes) |
+--+--+--+--+--+--+--+--+--+--+--+--+--+--+--+--+--+...--+

```

Attribute Type
Configured DSL Downstream Bandwidth, set to 23.

Attribute Length
Set to 4.

Configured DSL Downstream Bandwidth
An unsigned integer measured in kbps.

5.2.12. RTT Difference Threshold Violation

The HAAP uses the RTT Difference Threshold Violation attribute to inform the HG of the number of times in a row that the RTT Difference Threshold (See [Section 5.2.4.](#)) may be violated before the HG MUST stop using the LTE GRE Tunnel. If the RTT Difference Threshold is continuously violated for more than the indicated number of measurements, the HG MUST stop using the LTE GRE tunnel. The LTE GRE Tunnel Setup Accept message MUST include the RTT Difference Threshold Violation attribute.

```

+---+---+---+---+---+
|Attribute Type |           (1 byte)
+---+---+---+---+---+---+
| Attribute Length           | (2 bytes)
+---+---+---+---+---+---+---+---+---+---+---+---+---+---+---+
| RTT Diff Threshold Violation (4 bytes) |
+---+---+---+---+---+---+---+---+---+---+---+---+---+---+---+

```

Attribute Type
RTT Difference Threshold Violation, set to 24.

Attribute Length
Set to 4.

RTT Difference Threshold Violation
An unsigned integer which takes values in the range 1 through 25.
A typical value is 3.

5.2.13. RTT Difference Threshold Compliance

The HAAP uses the RTT Difference Threshold Compliance attribute to inform the HG of the number of times in a row the RTT Difference Threshold (See [Section 5.2.4.](#)) must be compliant before use of the LTE GRE tunnel can be resumed. If the RTT Difference Threshold is continuously detected to be compliant across more than this number of measurements, the HG MAY resume using the LTE GRE tunnel. The LTE GRE Tunnel Setup Accept message MUST include the RTT Difference Threshold Compliance attribute.


```

+---+---+---+---+---+
|Attribute Type |           (1 byte)
+---+---+---+---+---+---+---+---+---+---+---+---+
| Attribute Length           |   (2 bytes)
+---+---+---+---+---+---+---+---+---+---+---+---+...-+
| RTT Diff Threshold Compliance (4 bytes) |
+---+---+---+---+---+---+---+---+---+---+---+---+...+---+

```

Attribute Type
 RTT Diff Threshold Compliance, set to 25.

Attribute Length
 Set to 4.

RTT Diff Threshold Compliance
 An unsigned integer which takes values in the range 1 through 25.
 A typical value is 3.

5.2.14. Idle Hello Interval

The HAAP uses the Idle Hello Interval attribute to inform the HG of the pre-configured interval for sending out GRE Tunnel Hellos when the subscriber is detected to be idle. The HG SHOULD begin to send out GRE Tunnel Hellos via both the DSL and LTE WAN interfaces in each time period as indicated by this interval, if the bonded tunnels have seen no traffic longer than the "No Traffic Monitored Interval" (See [Section 5.2.15](#)). The LTE GRE Tunnel Setup Accept message MUST include the Idle Hello Interval attribute.

```

+---+---+---+---+---+
|Attribute Type |           (1 byte)
+---+---+---+---+---+---+---+---+---+---+---+---+
| Attribute Length           |   (2 bytes)
+---+---+---+---+---+---+---+---+---+---+---+---+...-+
| Idle Hello Interval         (4 bytes) |
+---+---+---+---+---+---+---+---+---+---+---+---+...+---+

```

Attribute Type
 Idle Hello Interval, set to 31.

Attribute Length
 Set to 4.

Idle Hello Interval
 An unsigned integer measured in seconds. This value can be chosen from the range 100 through 86,400 (24 hours) with the granularity of 100. The default value is 1800 (30 minutes).

5.2.15. No Traffic Monitored Interval

The HAAP uses the No Traffic Monitored Interval attribute to inform the HG of the pre-configured interval for switching the GRE Tunnel Hello mode. If traffic is detected on the bonded GRE tunnels before this informed interval expires, the HG SHOULD switch to the Active Hello Interval. The LTE GRE Tunnel Setup Accept message MUST include the No Traffic Monitored Interval attribute.

```

+---+---+---+---+---+
|Attribute Type |           (1 byte)
+---+---+---+---+---+---+---+---+---+---+---+---+---+
| Attribute Length           |   (2 bytes)
+---+---+---+---+---+---+---+---+---+---+---+---+---+...+
| No Traffic Monitored Interval   (4 bytes) |
+---+---+---+---+---+---+---+---+---+---+---+---+---+...+

```

Attribute Type
No Traffic Monitored Interval, set to 32.

Attribute Length
Set to 4.

No Traffic Monitored Interval
An unsigned integer measured in seconds. This value is in the range 30 through 86,400 (24 hours). The default value is 60.

5.3. GRE Tunnel Setup Deny

HAAP MUST send the GRE Tunnel Setup Deny message to HG if the GRE tunnel setup request from this HG is denied. The HG MUST terminate the GRE tunnel setup process as soon as it receives the GRE Tunnel Setup Deny message.

5.3.1. Error Code

The HAAP uses the Error Code attribute to inform the HG of the error code. The error code depicts the reason why the GRE tunnel setup request is denied. Both the LTE GRE Tunnel Setup Deny message and the DSL GRE Tunnel Setup Deny message MUST include the Error Code attribute.


```

+---+---+---+---+---+
|Attribute Type |                (1 byte)
+---+---+---+---+---+---+---+---+---+---+---+---+
| Attribute Length |            (2 bytes)
+---+---+---+---+---+---+---+---+---+---+---+---+...+
| Error Code |                (4 bytes) |
+---+---+---+---+---+---+---+---+---+---+---+---+...+

```

Attribute Type
 Error Code, set to 17.

Attribute Length
 Set to 4.

Error Code
 An unsigned integer. The list of the codes are listed as follows.

- 1: The HAAP was not reachable over LTE during the GRE tunnel setup request.
- 2: The HAAP was not reachable via DSL during the GRE tunnel setup request.
- 3: The LTE GRE tunnel to the HAAP failed.
- 4: The DSL GRE tunnel to the HAAP failed.
- 5: The given DSL User ID is not allowed to use the GRE Tunnel Bonding service.
- 6: The given User Alias (TOID)/User ID (GUID) is not allowed to use the GRE Tunnel Bonding service.
- 7: The LTE and DSL User IDs do not match.
- 8: The HAAP denied the GRE tunnel setup request because a bonding session with the same User ID already exists.
- 9: The HAAP denied the GRE tunnel setup request because the user's CIN is not permitted.
- 10: The HAAP terminated a GRE Tunnel Bonding session for maintenance reasons.
- 11: There was a communication error between the HAAP and the management system during the LTE tunnel setup request.
- 12: There was a communication error between the HAAP and management system during the DSL tunnel setup request.

5.4. GRE Tunnel Hello

After the DSL/LTE GRE tunnel is established, the HG begins to periodically send out GRE Tunnel Hello messages via the tunnel, which the HAAP acknowledges by returning GRE Tunnel Hello messages back to the HG. This continues until the tunnel is terminated.

5.4.1. Timestamp

The HAAP uses the Timestamp attribute to inform the HG of the timestamp value that is used for RTT calculation. Both the LTE GRE Tunnel Hello message and DSL GRE Tunnel Hello message MUST include the Timestamp attribute.

```

+---+---+---+---+---+
|Attribute Type |           (1 byte)
+---+---+---+---+---+---+---+---+---+---+---+---+
| Attribute Length |       (2 bytes)
+---+---+---+---+---+---+---+---+---+---+---+---+...+
| Timestamp |           (8 bytes) |
+---+---+---+---+---+---+---+---+---+---+---+---+...+

```

Attribute Type
Timestamp, set to 5.

Attribute Length
Set to 8.

Timestamp
The time since the system restarts. The high-order 4 octets indicate an unsigned integer in units of one second; the low-order 4 octets indicate an unsigned integer in unit of one millisecond.

5.4.2. IPv6 Prefix Assigned by HAAP

The HAAP uses the IPv6 Prefix Assigned by the HAAP attribute to inform the HG of the assigned IPv6 prefix. This IPv6 prefix is to be captured by the Lawful Interception. Both the LTE GRE Tunnel Hello message and the DSL GRE Tunnel Hello message MUST include the IPv6 Prefix Assigned by HAAP attribute.

```

+---+---+---+---+---+
|Attribute Type |           (1 byte)
+---+---+---+---+---+---+---+---+---+---+---+---+
| Attribute Length |       (2 bytes)
+---+---+---+---+---+---+---+---+---+---+---+---+...+
| IPv6 Prefix Assigned by HAAP (16 bytes) |
+---+---+---+---+---+---+---+---+---+---+---+---+...+

```

Attribute Type
IPv6 Prefix Assigned by HAAP, set to 13.

Attribute Length
Set to 17.

IPv6 Prefix Assigned by HAAP
The highest-order 16 octets encode an IPv6 address. The lowest-

order one octet encodes the prefix length. These two values are put together to represent an IPv6 prefix.

5.5. GRE Tunnel Tear Down

The HAAP can terminate a DSL/LTE GRE tunnel by sending the GRE Tunnel Tear Down message to the HG via the tunnel. The Error Code attribute as defined in [Section 5.3.1](#) MUST be included in this message. After receiving the GRE Tunnel Tear Down message, the HG removes the IP address of H which is the destination IP addresses of the DSL and LTE GRE tunnels.

5.6. GRE Tunnel Notify

The HG and the HAAP use the GRE Tunnel Notify message which is transmitted either through the DSL GRE tunnel or LTE GRE tunnel to notify each other about their status regarding the DSL/LTE GRE tunnels, the information for the bonded tunnels, the actions that need to be taken, etc.

Usually, the receiver just sends the received attributes back as the acknowledgement for each GRE Tunnel Notify message. There is an exception for the Filter List Package. Since the size of the Filter List Package attribute can be very large, a special attribute is specified in [Section 5.6.12](#) as the acknowledgement.

Attributes that need be to included in the GRE Tunnel Notify message are defined below.

5.6.1. Bypass Traffic Rate

There are a few types of traffic that need to transmitted over the raw DSL WAN interface rather than the bonded GRE tunnels. The HG has to set aside bypass bandwidth on the DSL WAN interface for these traffic types. Therefore, the available bandwidth of the DSL GRE tunnel is the entire DSL WAN interface bandwidth minus the occupied bypass bandwidth.

The HG uses the Bypass Traffic Rate attribute to inform the HAAP of the downstream bypass bandwidth for the DSL WAN interface. The Bypass Traffic Rate attribute will be included in the DSL GRE Tunnel Notify message. The HAAP calculates the available downstream bandwidth for the DSL GRE tunnel as the Configured DSL Downstream Bandwidth minus this informed bypass bandwidth. The available DSL bandwidth will be used as the Committed Information Rate (CIR) of the coloring system [[RFC2697](#)].


```

+---+---+---+---+---+
|Attribute Type |           (1 byte)
+---+---+---+---+---+---+---+---+---+---+---+---+
| Attribute Length           |   (2 bytes)
+---+---+---+---+---+---+---+---+---+---+---+---+...-+
| Bypass Traffic Rate       (4 bytes) |
+---+---+---+---+---+---+---+---+---+---+---+---+...-+

```

Attribute Type
 Bypass Traffic Rate, set to 6.

Attribute Length
 Set to 4.

Bypass Traffic Rate
 An unsigned integer measured in kbps.

5.6.2. Filter List Package

The HAAP uses the Filter List Package attribute to inform the HG of the service types that need to bypass the bonded GRE tunnels. The full list of all filter items may be given by a series of Filter List Package attributes with each specifying a partial list. At the HG, a full list of filter items is maintained. Also, the HG needs to maintain an exception list of filter items. For example, the packets carrying the control messages defined in this document should be excluded from the filter list.

Incoming packets that match a filter item in the filter list while not matching any item in the exception list MUST be transmitted over the raw DSL rather than the bonded GRE tunnels. Both the LTE GRE Tunnel Notify message and GRE Tunnel Notify message MAY include the Filter List Package attribute. The DSL GRE Tunnel Notify message is preferred.

```

+---+---+---+---+---+
|Attribute Type |           (1 byte)
+---+---+---+---+---+---+---+---+---+---+---+---+
| Attribute Length           |   (2 bytes)
+---+---+---+---+---+---+---+---+---+---+---+---+...-+
| Filter List TLV           (variable) ~
+---+---+---+---+---+---+---+---+---+---+---+---+...-+

```

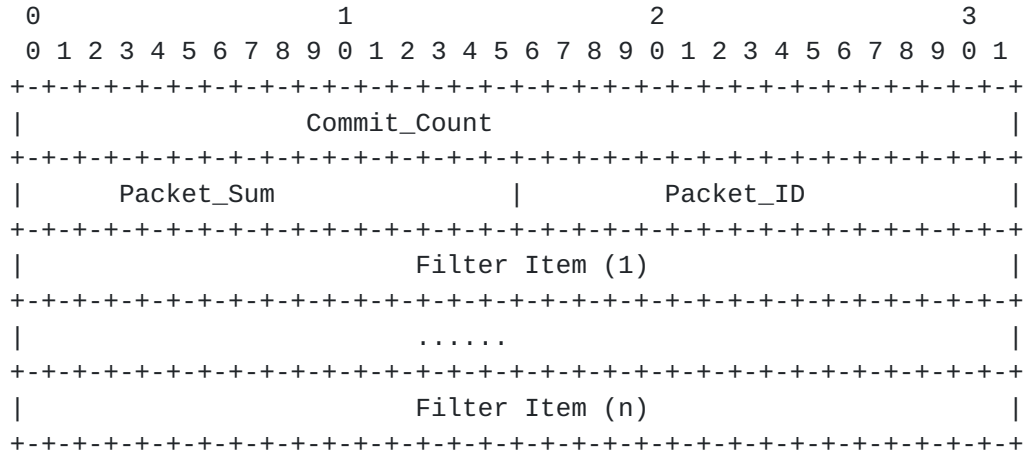
Attribute Type
 Filter List Package, set to 8.

Attribute Length
 The total length of the Filter List TLV. The maximum allowed

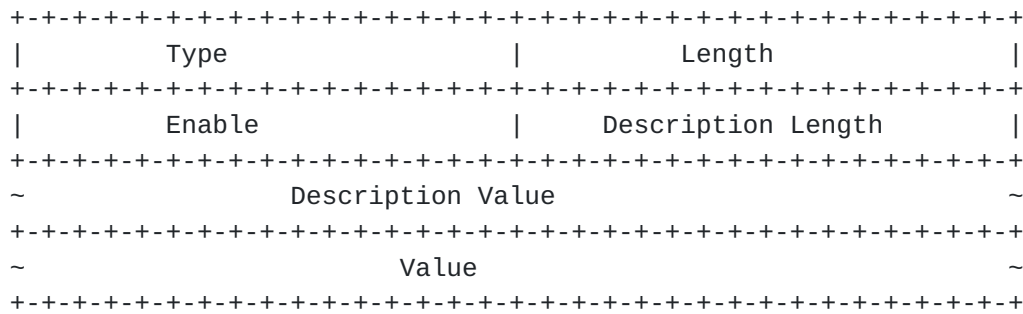
length is 969 bytes.

Filter List TLV

The Filter List TLV occurs one time in a Filter List Package attribute. It has the following format.



where each filter item is of the following format



Commit_Count

An unsigned integer which identifies the version of the filter item list. The version is shared by all Filter List Packages and monotonic increasing by one for each new filter item list. HG MUST refresh its filter item list when a new Commit_Count is received.

Packet_Sum

If a single Filter List Package attribute might make the control message larger than the MTU, fragmentation is used. The Packet_Sum indicates the total number of fragments.

Packet_ID

The fragmentation index for this Filter List Package attribute. Each fragment is numbered starting at 1 and increasing by one up to Packet_Sum.

Type

The Type of the Filter Item. Currently, the following types are supported.

Filter Items	Type
=====	=====
FQDN [RFC1594]	1
DSCP [RFC2724]	2
Destination Port	3
Destination IP	4
Destination IP&Port	5
Source Port	6
Source IP	7
Source IP&Port	8
Source Mac	9
Protocol	10
Source IP Range	11
Destination IP Range	12
Source IP Range&Port	13
Destination IP Range&Port	14

Other values are reserved for future use and MUST be ignored on receipt.

Length

The length of the Filter Item in octets. Type and Length are excluded.

Enable

Whether the filter item is enabled. One means enabled and zero means disabled. Other possible values are reserved and MUST be ignored on receipt.

Description Length

The length of the Description Value in octets.

Description Value

A variable string value encoded in UTF-8 that describes the Filter List TLV (e.g., "FQDN").

Value

A variable string encoded in UTF-8 that specifies the value of the Filter Item (e.g. "www.yahoo.com"). As an example, Type = 1 and Value = "www.yahoo.com" means that packets whose FQDN field equals "www.yahoo.com" match the filter item. Values for "Mac" are specified using hexadecimal numbers. Port number are decimals as assigned by IANA in [[Port-NO](#)]. For the "Protocol" type, the value could either be a decimal or a keyword

specified by IANA in [Pro-NO]. The formats for "IP" and "IP Range" are defined in [RFC4632] and [RFC4291] for IPv4 and IPv6 respectively. When the filter item is a combination of two parameters (Type 5, 8 and 13), values for the two parameters are separated by a colon (":").

5.6.3. Switching to DSL Tunnel

If the RTT difference is continuously detected to violate the RTT Difference Threshold (See Section 5.2.4.) more than the times specified in the RTT Difference Threshold Violation (See Section 5.2.12.), the HG uses the Switching to DSL Tunnel attribute to inform the HAAP to use the DSL GRE tunnel only. When the HAAP receives this attribute, it MUST begin to transmit downstream traffic to this HG solely over the DSL GRE tunnel. The DSL GRE Tunnel Notify message MAY include the Switching to DSL Tunnel attribute.

+--+--+--+--+--+--+--+
|Attribute Type | (1 byte)
+--+--+--+--+--+--+--+
| Attribute Length | (2 bytes)
+--+--+--+--+--+--+--+

Attribute Type
Switching to DSL Tunnel, set to 11.

Attribute Length
Set to 0.

5.6.4. Overflowing to LTE Tunnel

If the RTT difference is continuously detected to not violated the RTT Difference Threshold attribute (See Section 5.2.4.) more than the number of times specified in the RTT Difference Compliance attribute (See Section 5.2.13), the HG uses the Overflowing to LTE Tunnel attribute to inform HAAP that LTE GRE tunnel can be used again. The DSL GRE Tunnel Notify message MAY include the Overflowing to LTE Tunnel attribute.

+--+--+--+--+--+--+--+
|Attribute Type | (1 byte)
+--+--+--+--+--+--+--+
| Attribute Length | (2 bytes)
+--+--+--+--+--+--+--+

Attribute Type
Overflowing to LTE Tunnel, set to 12.

Attribute Length
Set to 0.

5.6.5. DSL Link Failure

When the HG detects the DSL WAN interface status is down, it MUST tear down the DSL GRE tunnel. It informs HAAP about the failure using the DSL Link Failure attribute. The HAAP MUST tear down the DSL GRE tunnel upon the DSL Link Failure attribute is received. The DSL Link Failure attribute SHOULD be carried in the LTE GRE Tunnel Notify message.

```

+-----+
|Attribute Type |                (1 byte)
+-----+-----+
| Attribute Length |            (2 bytes)
+-----+-----+

```

Attribute Type
DSL Link Failure, set to 18.

Attribute Length
Set to 0.

5.6.6. LTE Link Failure

When the HG detects the LTE WAN interface status is down, it MUST tear down the LTE GRE tunnel. It informs the HAAP about the failure using the LTE Link Failure attribute. HAAP MUST tear down the LTE GRE tunnel upon the LTE Link Failure attribute is received. The LTE Link Failure attribute SHOULD be carried in the DSL GRE Tunnel Notify message.

```

+-----+
|Attribute Type |                (1 byte)
+-----+-----+
| Attribute Length |            (2 bytes)
+-----+-----+

```

Attribute Type
LTE Link Failure, set to 19.

Attribute Length
Set to 0.

5.6.7. IPv6 Prefix Assigned to Host

If the HG changes the IPv6 prefix assigned to the host, it uses the

IPv6 Prefix Assigned to Host attribute to inform the HAAP. Both the LTE GRE Tunnel Notify message and the DSL GRE Tunnel Notify message MAY include the IPv6 Prefix Assigned to Host attribute.

```

+---+---+---+---+---+
|Attribute Type |                (1 byte)
+---+---+---+---+---+---+---+---+---+---+---+---+
| Attribute Length           |      (2 bytes)
+---+---+---+---+---+---+---+---+---+---+---+---+...+
| IPv6 Prefix Assigned to Host      (16 bytes) |
+---+---+---+---+---+---+---+---+---+---+---+---+...+

```

Attribute Type
IPv6 Prefix Assigned to Host, set to 21.

Attribute Length
Set to 17.

IPv6 Prefix Assigned to Host
The highest-order 16 octets encode an IPv6 address. The lowest-order one octet encodes the prefix length. These two values are put together to represent an IPv6 prefix.

5.6.8. Diagnostic Start: Bonding Tunnel

The HG uses the Diagnostic Start: Bonding Tunnel attribute to inform the HAAP to switch to diagnostic mode to test the performance of the entire bonding tunnel. The Diagnostic Start: Bonding Tunnel attribute SHOULD be carried in the DSL GRE Tunnel Notify message.

```

+---+---+---+---+---+
|Attribute Type |                (1 byte)
+---+---+---+---+---+---+---+---+---+---+---+---+
| Attribute Length           |      (2 bytes)
+---+---+---+---+---+---+---+---+---+---+---+---+

```

Attribute Type
Diagnostic Start: Bonding Tunnel, set to 26.

Attribute Length
Set to 0.

5.6.9. Diagnostic Start: DSL Tunnel

The HG uses the Diagnostic Start: DSL Tunnel attribute to inform the HAAP to switch to diagnostic mode to test the performance of the DSL GRE tunnel. The Diagnostic Start: DSL Tunnel attribute SHOULD be carried in the DSL GRE Tunnel Notify message.


```

+---+---+---+---+---+
|Attribute Type |           (1 byte)
+---+---+---+---+---+---+---+---+---+---+---+---+
| Attribute Length           |   (2 bytes)
+---+---+---+---+---+---+---+---+---+---+---+

```

Attribute Type
 Diagnostic Start: DSL Tunnel, set to 27.

Attribute Length
 Set to 0.

5.6.10. Diagnostic Start: LTE Tunnel

The HG uses the Diagnostic Start: LTE Tunnel attribute to inform the HAAP to switch to diagnostic mode to test the performance of the entire bonding tunnel. The Diagnostic Start: LTE Tunnel attribute SHOULD be carried in the DSL GRE Tunnel Notify message.

```

+---+---+---+---+---+
|Attribute Type |           (1 byte)
+---+---+---+---+---+---+---+---+---+---+---+---+
| Attribute Length           |   (2 bytes)
+---+---+---+---+---+---+---+---+---+---+---+

```

Attribute Type
 Diagnostic Start: LTE Tunnel, set to 18.

Attribute Length
 Set to 0.

5.6.11. Diagnostic End

The HG uses the Diagnostic End attribute to inform th HAAP to stop operating in diagnostic mode. The Diagnostic End attribute SHOULD be carried in the DSL GRE Tunnel Notify message.

```

+---+---+---+---+---+
|Attribute Type |           (1 byte)
+---+---+---+---+---+---+---+---+---+---+---+---+
| Attribute Length           |   (2 bytes)
+---+---+---+---+---+---+---+---+---+---+---+

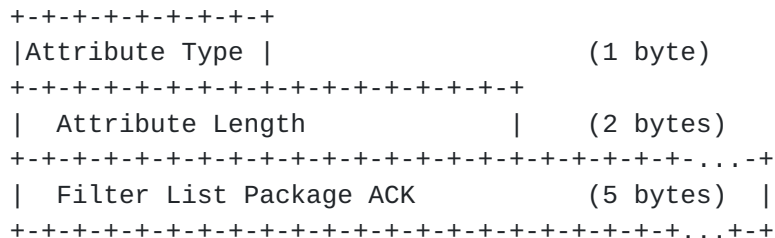
```

Attribute Type
 Diagnostic End, set to 29.

Attribute Length
 Set to 0.

5.6.12. Filter List Package ACK

The HG uses the Filter List Package ACK attribute to acknowledge the Filter List Package sent by the HAAP. Both the LTE GRE Tunnel Notify message and the DSL GRE Tunnel Notify message MAY include the Filter List Package ACK attribute.



Attribute Type
Filter List Package ACK, set to 30.

Attribute Length
Set to 5.

Filter List Package ACK
The highest-order 4 octets are the Commit_Count as defined in [Section 5.6.2](#). The lowest-order 1 octet encodes the following error codes:

- 0: The Filter List Package is acknowledged.
- 1: The Filter List Package is not acknowledged. The HG is a new subscriber and has not ever received a Filter List Package. In this case, the HAAP SHOULD tear down the bonding tunnels and force the HG to re-establish the GRE Tunnels.
- 2: The Filter List Package is not acknowledged. The HG has already got a valid Filter List Package. The filter list on the HG will continue to be used while HAAP need to do nothing.

5.6.13. Switching to Active Hello State

If traffic is being sent/received over the bonding GRE tunnels before the "No Traffic Monitored Interval" expires (See [Section 5.2.15](#).), the HG sends to the HAAP a GRE Tunnel Notify message containing the Switching to Active Hello State attribute.

The HAAP will switch to active hello state and send the HG a GRE Tunnel Notify message carrying the Switching to Active Hello State attribute as the ACK.

When the HG receives the ACK, it will switch to active hello state, start RTT detection and start sending GRE Tunnel Hello messages with

the Active Hello Interval (See [Section 5.2.6.](#)).

```

+---+---+---+---+---+
|Attribute Type |           (1 byte)
+---+---+---+---+---+
| Attribute Length |       (2 bytes)
+---+---+---+---+---+

```

Attribute Type
 Switching to Active Hello State, set to 33.

Attribute Length
 Set to 0.

5.6.14. Switching to Idle Hello State

The HG initiates switching to idle hello state when the bonding of GRE Tunnels is successfully established and the LTE GRE Tunnel Setup Accept message carrying the Idle Hello Interval attribute (See [Section 5.2.14.](#)) is received. The HG sends the HAAP a GRE Tunnel Notify message containing the Switching to Idle Hello State attribute.

The HAAP will switch to idle hello state, clear RTT state and send the HG a GRE Tunnel Notify message carrying the Switching to Idle Hello State attribute as the ACK.

When the HG receives the ACK, it will switch to idle hello state, stop RTT detection, clear RTT state as well and start sending GRE Tunnel Hello messages with the Idle Hello Interval (See [Section 5.2.14.](#)).

```

+---+---+---+---+---+
|Attribute Type |           (1 byte)
+---+---+---+---+---+
| Attribute Length |       (2 bytes)
+---+---+---+---+---+

```

Attribute Type
 Switching to Idle Hello State, set to 34.

Attribute Length
 Set to 0.

5.6.15. Tunnel Verification

The HAAP uses the Tunnel Verification attribute to inform the HG to verify whether an existing LTE GRE tunnel is still functioning. The

Tunnel Verification attribute SHOULD be carried in the LTE GRE Tunnel Notify message. It provides a means to detect the tunnel faster than the GRE Tunnel Hello, especially when the LTE GRE tunnel is in the Idle Hello state and it takes much longer time to detect this tunnel.

When the HAAP receives an LTE GRE Tunnel Setup Request and finds the requested tunnel is conflicting with an existing tunnel, the HAAP initiates the Tunnel Verification. The HAAP drops all conflicting LTE GRE Tunnel Setup Request messages and sends GRE Tunnel Notify messages carrying the Tunnel Verification attribute until the verification ends. The HG MUST respond to the HAAP with the same Tunnel Verification attribute as the ACK if the tunnel is still functioning.

If the ACK of the Tunnel Verification attribute is received from the HG, the HAAP judges that the existing tunnel is still functioning. An LTE GRE Tunnel Deny message (with Error Code = 8) will be sent to the HG. The HG SHOULD terminate the GRE tunnel setup request process immediately.

If the HAAP does not receive a Tunnel Verification ACK message after 3 attempts (1 initial attempt and 2 retries), it will regard the existing tunnel as failed and the LTE GRE Tunnel Setup Request will be accepted.

```

+---+---+---+---+---+
|Attribute Type |           (1 byte)
+---+---+---+---+---+---+---+---+---+---+---+---+---+
| Attribute Length |       (2 bytes)
+---+---+---+---+---+---+---+---+---+---+---+---+

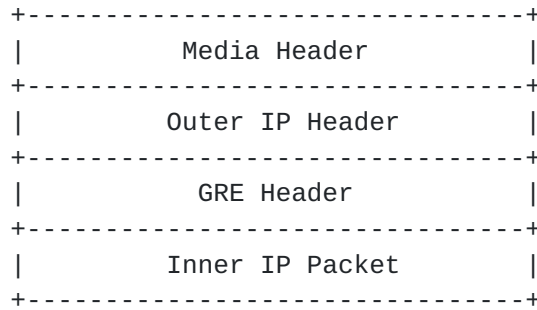
```

Attribute Type
Tunnel Verification, set to 35.

Attribute Length
Set to 0.

6. Tunnel Protocol Operation (Data Plane)

GRE tunnels are set up over heterogeneous connections, such as LTE and DSL, between the HG and the HAAP. Users' IP (inner) packets are encapsulated in GRE packets which in turn are carried in IP (outer) packets. The general structure of data packets of the GRE Tunnel Bonding protocol is shown as below.



6.1. The GRE Header

The GRE header is first standardized in [RFC2784]. [RFC2890] adds the optional Key and Sequence Number fields.

The Checksum and the Reserved1 fields are not used in the GRE Tunnel Bonding, therefore the C bit is set to zero.

The Key bit is set to one so that the Key field is present. The Key field is used as a 32-bit random number. It is generated by the HAAP per bonding connection and notified to HG (See Section 5.2.9).

The S bit is set to one, and the Sequence Number field is present and used for in-order delivery as per [RFC2890].

The Protocol Type field in the GRE header MUST be set to 0x0800 for IPv4 or 0x86DD for IPv6. So the GRE header used by data packets of the GRE Tunnel Bonding protocol have the following format.

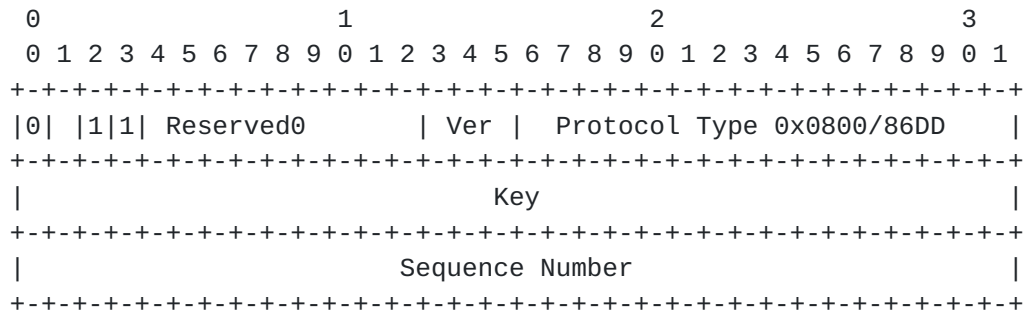


Figure 6.1 The GRE header for data packets of GRE Tunnel Bonding

6.2. Automatic Setup of GRE Tunnels

The HG gets the DSL WAN interface IP address (D) from the Broadband Remote Access Server (BRAS) via Point-to-Point Protocol over Ethernet (PPPoE), and gets the LTE WAN interface IP address (E) through Packet Data Protocol (PDP) from the Packet Data Network Gateway (PGW). The domain name of a HAAP group may be configured or obtained via the

DSL/LTE WAN interface based on gateway configuration protocols such as [TR-069], where the HAAP group comprises of one or multiple HAAPs. The Domain Name System (DNS) resolution of the HAAP group's domain name is requested via the DSL/LTE WAN interface. The DNS server will reply with an anycast HAAP IP address (G) which MAY be pre-configured by the operator.

After the interface IP addresses have been acquired, the HG starts the following GRE Tunnel Bonding procedure. It is REQUIRED that the HG first set up the LTE GRE tunnel and then set up the DSL GRE tunnel.

The HG sends the GRE Tunnel Setup Request message to the HAAP via the LTE WAN interface. The outer source IP address for this message is the LTE WAN interface IP address (E) while the outer destination IP address is the anycast HAAP IP address (G). The HAAP with the highest priority (e.g., the one that the HG has the least cost path to reach) in the HAAP group, which receives the GRE Tunnel Setup Request message, will initiate the Authentication and Authorization procedure, as specified in [TS23.401], to check whether the HG is trusted by the PGW.

If the Authentication and Authorization succeed, the HAAP sets the LTE WAN interface IP address (E) which is obtained from the GRE Tunnel Setup Request message (i.e., its outer source IP address) as the destination endpoint IP address of the GRE tunnel and replies to the HG's LTE WAN interface with the GRE Tunnel Setup Accept message in which an IP address (H) of the HAAP (e.g. an IP address of a Line Card in the HAAP) and a Session ID randomly generated by the HAAP are carried as attributes. The outer source IP address for this message is the IP address (H) or the anycast HAAP IP address (G) while the outer destination IP address is the LTE WAN interface IP address (E). Otherwise, the HAAP MUST send to the HG's LTE WAN interface the GRE Tunnel Setup Deny message and the HG MUST terminate the tunnel set up process once it receives the GRE Tunnel Setup Deny message.

After the LTE GRE tunnel is successfully set up, the HG will obtain the C address over the tunnel from the HAAP through Dynamic Host Configuration Protocol (DHCP). After that, the HG starts to set up the DSL GRE tunnel. It sends a GRE Tunnel Setup Request message via the DSL WAN interface, carrying the aforementioned Session ID received from the HAAP. The outer source IP address for this message is the DSL WAN interface IP address (D) while the outer destination IP address is the IP address (H) of the HAAP. The HAAP, which receives the GRE Tunnel Setup Request message, will initiate the Authentication and Authorization procedure in order to check whether the HG is trusted by the BRAS.

If the Authentication and Authorization succeed, the HAAP sets the DSL WAN interface IP address (D) which is obtained from the GRE Tunnel Setup Request message (i.e., its outer source IP address) as the destination endpoint IP address of the GRE tunnel and replies to the HG's DSL WAN interface with the GRE Tunnel Setup Accept message. The outer source IP address for this message is the IP address (H) of the HAAP while the outer destination IP address is the DSL WAN interface IP address (D). In this way, the two tunnels with the same Session ID can be used to carry traffic from the same user. That is to say, the two tunnels are "bonded" together. Otherwise, if the Authentication and Authorization fail, the HAAP MUST send to the HG's DSL WAN interface the GRE Tunnel Setup Deny message. Meanwhile, it MUST send to the HG's LTE WAN interface the GRE Tunnel Tear Down message. The HG MUST terminate the tunnel set up process once it receives the GRE Tunnel Setup Deny message and MUST tear down the LTE GRE tunnel that has been set up once it receives the GRE Tunnel Tear Down Message.

7. Security Considerations

Malicious devices controlled by attackers may intercept the control messages sent on the GRE tunnels. Later on, the rogue devices may fake control messages to disrupt the GRE tunnels or attract traffic of the target HG.

As a security feature, the Key field of the GRE header of the control messages and the data packets is generated as a 32-bit clear-text password, except the first GRE Setup Request message per bonding connection sent from HG to HAAP, whose Key field is filled with all zeros. HAAP and HG validate the Key value and the outer source IP address and discard packets with any invalid combination.

Moreover, GRE over IP Security (IPSec) could be used to enhance the security.

8. IANA Considerations

IANA need not to assign anything for the GRE Tunnel Bonding Protocol. The GRE Protocol Type for the GRE Channel is set to 0xB7EA which is under the control of IEEE Registration Authority. However, IANA may update the "IEEE 802 Numbers" IANA web page [[802Type](#)] which is of primarily historic interest.

9. Contributors

Li Xue
Individual

E-Mail: xueli_jas@163.com

Zhongwen Jiang
Huawei Technologies

E-Mail: jiangzhongwen@huawei.com

10. References

10.1. Normative References

- [RFC2119] Bradner, S., "Key words for use in RFCs to Indicate Requirement Levels", [BCP 14](#), [RFC 2119](#), DOI 10.17487/RFC2119, March 1997, <<http://www.rfc-editor.org/info/rfc2119>>.
- [RFC2697] Heinanen, J. and R. Guerin, "A Single Rate Three Color Marker", [RFC 2697](#), DOI 10.17487/RFC2697, September 1999, <<http://www.rfc-editor.org/info/rfc2697>>.
- [RFC2784] Farinacci, D., Li, T., Hanks, S., Meyer, D., and P. Traina, "Generic Routing Encapsulation (GRE)", [RFC 2784](#), DOI 10.17487/RFC2784, March 2000, <<http://www.rfc-editor.org/info/rfc2784>>.
- [RFC2890] Dommety, G., "Key and Sequence Number Extensions to GRE", [RFC 2890](#), DOI 10.17487/RFC2890, September 2000, <<http://www.rfc-editor.org/info/rfc2890>>.
- [TR-069] Broadband Forum, "CPE WAN Management Protocol", Issue: 1 Amendment 5, Nov, 2013, <https://www.broadband-forum.org/technical/download/TR-069_Amendment-5.pdf>
- [TS23.401] "3GPP TS23.401, General Packet Radio Service (GPRS) enhancements for Evolved Universal Terrestrial Radio Access Network (E-UTRAN) access", September 2013.
- [Port-NO] IANA, "Service Name and Transport Protocol Port Number Registry", <<http://www.iana.org/assignments/service-names-port-numbers>>
- [Pro-NO] IANA, "Assigned Internet Protocol Numbers", <<http://www.iana.org/assignments/protocol-numbers>>
- [RFC4632] Fuller, V. and T. Li, "Classless Inter-domain Routing (CIDR): The Internet Address Assignment and Aggregation Plan", [BCP 122](#), [RFC 4632](#), DOI 10.17487/RFC4632, August 2006, <<http://www.rfc-editor.org/info/rfc4632>>.

[RFC4291] Hinden, R. and S. Deering, "IP Version 6 Addressing Architecture", [RFC 4291](#), DOI 10.17487/RFC4291, February 2006, <<http://www.rfc-editor.org/info/rfc4291>>.

10.2. Informative References

[RFC1594] Marine, A., Reynolds, J., and G. Malkin, "FYI on Questions and Answers - Answers to Commonly asked "New Internet User" Questions", [RFC 1594](#), March 1994.

[RFC2724] Handelman, S., Stibler, S., Brownlee, N., and G. Ruth, "RTFM: New Attributes for Traffic Flow Measurement", [RFC 2724](#), DOI 10.17487/RFC2724, October 1999, <<http://www.rfc-editor.org/info/rfc2724>>.

[RFC6320] Wadhwa, S., Moisand, J., Haag, T., Voigt, N., and T. Taylor, Ed., "Protocol for Access Node Control Mechanism in Broadband Networks", [RFC 6320](#), DOI 10.17487/RFC6320, October 2011, <<http://www.rfc-editor.org/info/rfc6320>>.

[RFC6733] Fajardo, V., Ed., Arkko, J., Loughney, J., and G. Zorn, Ed., "Diameter Base Protocol", [RFC 6733](#), DOI 10.17487/RFC6733, October 2012, <<http://www.rfc-editor.org/info/rfc6733>>.

[RFC7676] Pignataro, C., Bonica, R., and S. Krishnan, "IPv6 Support for Generic Routing Encapsulation (GRE)", [RFC 7676](#), DOI 10.17487/RFC7676, October 2015, <<http://www.rfc-editor.org/info/rfc7676>>.

[802Type] IANA, "IEEE 802 Numbers", <<http://www.iana.org/assignments/ieee-802-numbers>>.

Author's Addresses

Nicolai Leymann
Deutsche Telekom AG
Winterfeldtstrasse 21-27
Berlin 10781
Germany

Phone: +49-170-2275345
Email: n.leymann@telekom.de

Cornelius Heidemann
Deutsche Telekom AG
Heinrich-Hertz-Strasse 3-7
Darmstadt 64295
Germany

Phone: +4961515812721
Email: heidemannc@telekom.de

Mingui Zhang
Huawei Technologies
No.156 Beiqing Rd. Haidian District,
Beijing 100095 P.R. China

E-Mail: zhangmingui@huawei.com

Behcet Sarikaya
Huawei USA
5340 Legacy Dr. Building 3
Plano, TX 75024

E-Mail: sarikaya@ieee.org

Margaret Cullen
Painless Security
14 Summer St. Suite 202
Malden, MA 02148 USA

E-Mail: margaret@painless-security.com

