

TEAS WG

Internet Draft

Intended status: Informational

Expires: December 31, 2017

Young Lee

Haomian Zheng

Huawei

Daniel Ceccarrelli

Ericsson

Bin Yeong Yoon

ETRI

Oscar Gonzalez de Dios

Telefonica

Jong Yoon Shin

SKT

Sergio Belotti

Nokia

June 30, 2017

**Applicability of YANG models for Abstraction and Control of Traffic
Engineered Networks**

[draft-zhang-teas-actn-yang-05](#)

Status of this Memo

This Internet-Draft is submitted to IETF in full conformance with the provisions of [BCP 78](#) and [BCP 79](#).

Internet-Drafts are working documents of the Internet Engineering Task Force (IETF), its areas, and its working groups. Note that other groups may also distribute working documents as Internet-Drafts.

Internet-Drafts are draft documents valid for a maximum of six months and may be updated, replaced, or obsoleted by other documents at any time. It is inappropriate to use Internet-Drafts as reference material or to cite them other than as "work in progress."

The list of current Internet-Drafts can be accessed at <http://www.ietf.org/ietf/1id-abstracts.txt>

The list of Internet-Draft Shadow Directories can be accessed at <http://www.ietf.org/shadow.html>.

This Internet-Draft will expire on December 30, 2017.

Copyright Notice

Copyright (c) 2017 IETF Trust and the persons identified as the document authors. All rights reserved.

This document is subject to [BCP 78](#) and the IETF Trust's Legal Provisions Relating to IETF Documents (<http://trustee.ietf.org/license-info>) in effect on the date of publication of this document. Please review these documents carefully, as they describe your rights and restrictions with respect to this document. Code Components extracted from this document must include Simplified BSD License text as described in Section 4.e of the [Trust Legal Provisions](#) and are provided without warranty as described in the Simplified BSD License.

Abstract

Abstraction and Control of TE Networks (ACTN) refers to the set of virtual network operations needed to orchestrate, control and manage large-scale multi-domain TE networks, so as to facilitate network programmability, automation, efficient resource sharing, and end-to-end virtual service aware connectivity and network function virtualization services.

This document explains how the different types of YANG models defined in the Operations and Management Area and in the Routing Area are applicable to the ACTN framework. This document also shows how the ACTN architecture can be satisfied using classes of data model that have already been defined, and discusses the applicability of specific data models that are under development. It also highlights where new data models may need to be developed.

Table of Contents

- [1. Introduction.....3](#)
- [2. Abstraction and Control of TE Networks \(ACTN\) Architecture.....3](#)
- [3. Service Models.....5](#)
- [4. Service Model Mapping to ACTN.....6](#)

4.1.	Customer Service Models in the ACTN Architecture (CMI)....	7
4.2.	Service Delivery Models in ACTN Architecture.....	8
4.3.	Network Configuration Models in ACTN Architecture (MPI)...	8
4.4.	Device Models in ACTN Architecture (SBI).....	9
5.	Examples of Using Different Types of YANG Models.....	10
5.1.	Simple Connectivity Examples.....	10
5.2.	VN service example.....	10
5.3.	Data Center-Interconnection Example.....	11
5.3.1.	CMI (CNC-MDSC Interface).....	13
5.3.2.	MPI (MDSC-PNC Interface).....	13
5.3.3.	PDI (PNC-Device interface).....	13
6.	Security.....	14
7.	Acknowledgements.....	14
8.	References.....	14
8.1.	Informative References.....	14
9.	Contributors.....	16
	Authors' Addresses.....	17

1. Introduction

Abstraction and Control of TE Networks (ACTN) describes a method for operating a Traffic Engineered (TE) network (such as an MPLS-TE network or a layer 1 transport network) to provide connectivity and virtual network services for customers of the TE network. The services provided can be tuned to meet the requirements (such as traffic patterns, quality, and reliability) of the applications hosted by the customers. More details about ACTN can be found in [Section 2](#).

Data models are a representation of objects that can be configured or monitored within a system. Within the IETF, YANG [[RFC6020](#)] is the language of choice for documenting data models, and YANG models have been produced to allow configuration or modelling of a variety of network devices, protocol instances, and network services. YANG data models have been classified in [[Netmod-Yang-Model-Classification](#)] and [[Service-YANG](#)].

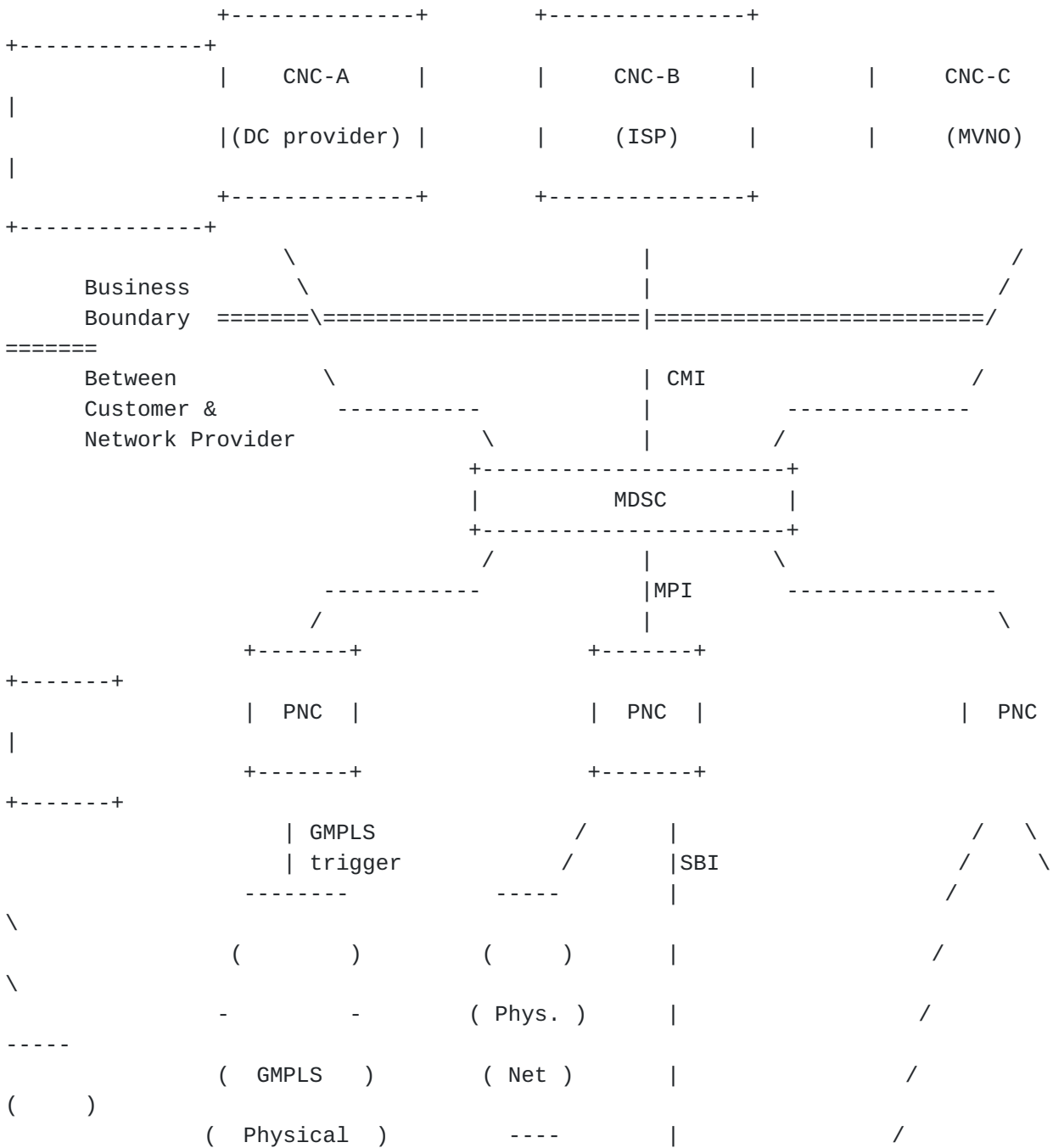
This document shows how the ACTN architecture can be satisfied using classes of data model that have already been defined, and discusses the applicability of specific data models that are under development. It also highlights where new data models may need to be developed.

2. Abstraction and Control of TE Networks (ACTN) Architecture

[[ACTN-Requirements](#)] describes the high-level ACTN requirements. [[ACTN-Frame](#)] describes the architecture model for ACTN including the

entities (Customer Network Controller (CNC), Multi-domain Service Coordinator (MDSC), and Physical Network Controller (PNC)) and their interfaces.

Figure 1 depicts a high-level control and interface architecture for ACTN and is a reproduction of Figure 3 from [ACTN-Frame]. A number of key ACTN interfaces exist for deployment and operation of ACTN-based networks. These are highlighted in Figure 1 (ACTN Interfaces) below:



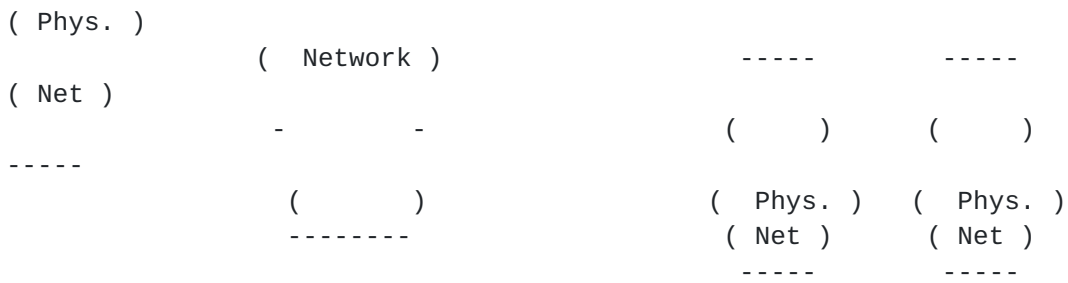


Figure 1 : ACTN Interfaces

The interfaces and functions are described below (without modifying the definitions) in [[ACTN-Frame](#)]:

- . The CNC-MDSC Interface (CMI) is an interface between a Customer Network Controller and a Multi Domain Service Controller. The interface will communicate the service request or application demand. A request will include specific service properties, for example, services type, bandwidth and constraint information. These constraints SHOULD be measurable by MDSC and therefore visible to CNC via CMI. The CNC can also request the creation of the virtual network based on underlying physical resources to provide network services for the applications. The CNC can provide the end-point information/characteristics, traffic matrix specifying specific customer constraints. The MDSC may also report potential network topology availability if queried for current capability from the Customer Network Controller.
- . The MDSC-PNC Interface (MPI) is an interface between a Multi Domain Service Coordinator and a Physical Network Controller. It allows the MDSC to communicate requests to create/delete connectivity or to modify bandwidth reservations in the physical network. In multi-domain environments, each PNC is responsible for a separate domain. The MDSC needs to establish multiple MPIs, one for each PNC and perform coordination between them to provide cross-domain connectivity.
- . The South-Bound Interface (SBI) is the provisioning interface for creating forwarding state in the physical network, requested via the Physical Network Controller. The SBI is not in the scope of ACTN, however, it is included in this document so that it can be compared to models in [Service-Yang].

3. Service Models

[Service-YANG] introduces a reference architecture to explain the nature and usage of service YANG models in the context of service orchestration. Figure 2 below depicts this relationship and is a reproduction of Figure 2 from [Service-YANG]. Four models depicted in Figure 2 are defined as follows:

- . Customer Service Model: A customer service model is used to describe a service as offer or delivered to a customer by a network operator.
- . Service Delivery Model: A service delivery model is used by a network operator to define and configure how a service is provided by the network.
- . Network Configuration Model: A network configuration model is used by a network orchestrator to provide network-level configuration model to a controller.

- . Device Configuration Model: A device configuration model is used by a controller to configure physical network elements.

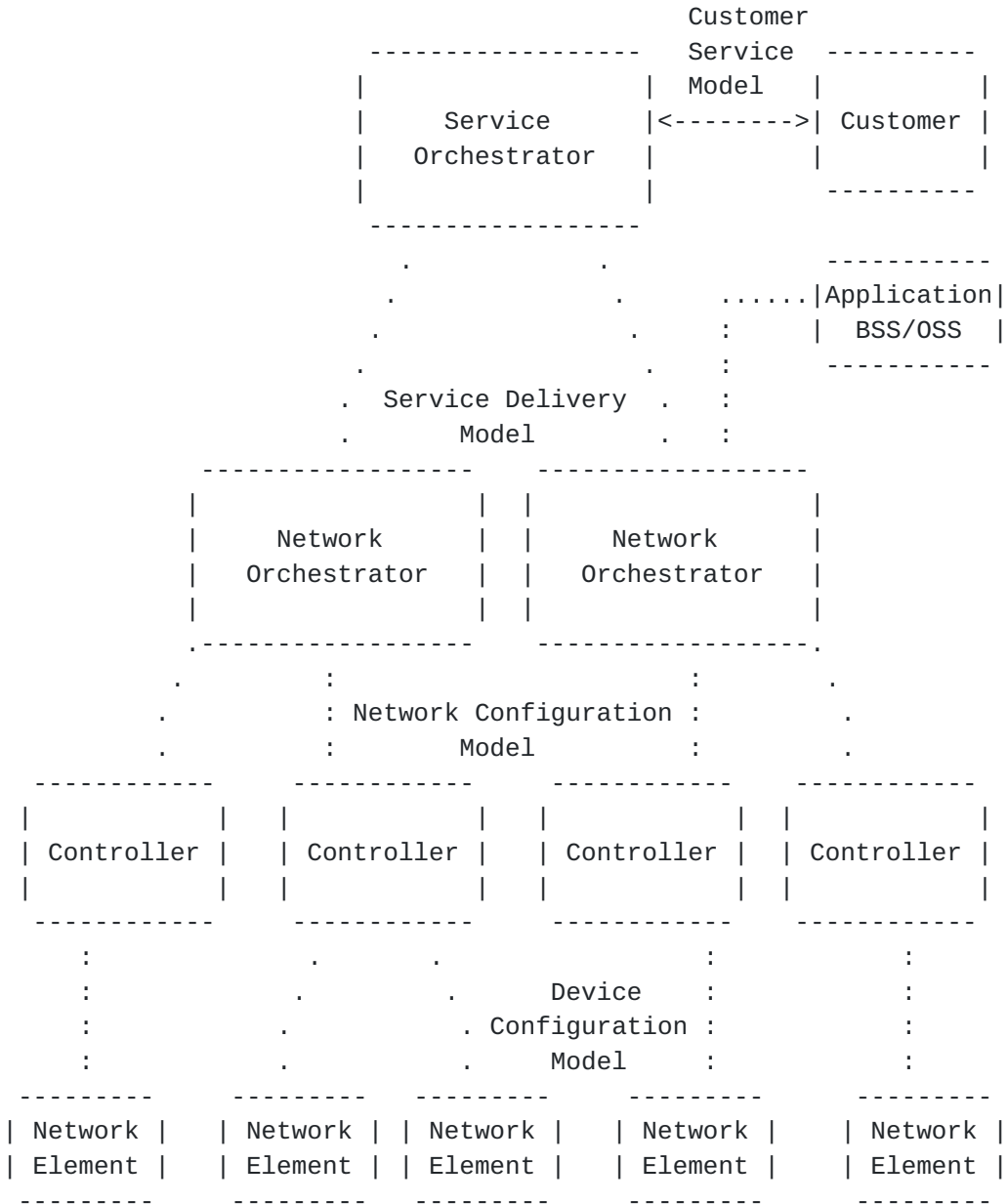


Figure 2: An SDN Architecture with a Service Orchestrator

4. Service Model Mapping to ACTN

YANG models coupled with the RESTCONF/NETCONF protocol [Netconf][Restconf] provides solutions for the ACTN framework. This section explains which types of YANG models apply to each of the

ACTN interfaces.

Zhang, et al.

Expires December 30, 2017

[Page 6]

Refer to Figure 5 of [ACTN-Frame] for details of the mapping between ACTN functions and service models. In summary, the following mappings are held between and Service Yang Models and the ACTN interfaces.

- o Customer Service Model <-> CMI
- o Network Configuration Model <-> MPI
- o Device Configuration Model <-> SBI

4.1. Customer Service Models in the ACTN Architecture (CMI)

Customer Service Models, which are used between a customer and a service orchestrator as in [Service-YANG], should be used between the CNC and MDSC (e.g., CMI) serving as providing a simple intent-like model/interface.

Among the key functions of Customer Service Models on the CMI is the service request. A request will include specific service properties, including: service type and its characteristics, bandwidth, constraint information, and end-point characteristics.

The following table provides a list of functions needed to build the CMI. They are mapped with Customer Service Models.

Function	Yang Model
Transport Service Request	[Transport-Service-Model]
VN Service Request & Instantiation	[ACTN-VN-YANG]
VN Path Computation Request	[ACTN-VN-YANG]*
VN Performance Monitoring Telemetry	[ACTN-PM-Telemetry]**
Topology Abstraction	[TE-topology]

*VN Path computation request in the CMI context means network path computation request based on customer service connectivity request constraints prior to the instantiation of a VN creation.

**ietf-actn-te-kpi-telemetry model describes performance telemetry for ACTN VN model. This module also allows autonomic traffic engineering scaling intent configuration mechanism on the VN level. Scale in/out criteria might be used for network autonomies in order the controller to react to a certain set of variations in monitored parameters. Moreover, this module also provides mechanism to define

aggregated telemetry parameters as a grouping of underlying VN level telemetry parameters.

4.2. Service Delivery Models in ACTN Architecture

The Service Delivery Models where the service orchestration and the network orchestration could be implemented as separate components as seen in [Service-YANG]. This is also known as Network Service Models. On the other hand, from an ACTN architecture point of view, the service delivery model between the service orchestrator and the network orchestrator is an internal interface between sub-components of the MDSC in a single MDSC model.

In the MDSC hierarchical model where there are multiple MDSCs, the interface between the top MDSC and the bottom MDSC can be mapped to service delivery models.

4.3. Network Configuration Models in ACTN Architecture (MPI)

The Network Configuration Models is used between the network orchestrator and the controller in [Service-YANG]. In ACTN, this model is used primarily between a MDSC and a PNC. The Network Configuration Model can be also used for the foundation of more advanced models, like hierarchical MDSCs (see Section 4.5)

The Network Configuration Model captures the parameters which are network wide information.

The following table provides a list of functions needed to build the MPI. They are mapped with Network Configuration Yang Models. Note that various Yang models are work in progress.

Function	Yang Model

Configuration Scheduling	[Schedule]
Path computation	[PATH_COMPUTATION-API]*
Path Provisioning	[TE-Tunnel]**
Topology Abstraction	[TE-topology]
Tunnel PM Telemetry	[ACTN-PM-Telemetry]***
Service Provisioning	TBD****
OTN Topology Abstraction	[OTN-YANG]
WSON Topology Abstraction	[WSON-YANG]
Flexi-grid Topology Abstraction	[Flexi-YANG]
ODU Tunnel Model	[ODU-Tunnel]

WSO _N TE Tunnel Model	[WSO_N-Tunnel]
Flexi-grid Tunnel Model	[Flexi_{grid}-Tunnel]

* Related draft is presenting use cases for path computation API, and Yang related model is foreseen to be added.

** Note that path provisioning function is provided by ietf-te module in [\[TE-Tunnel\]](#).

** ietf-actn-te-kpi-telemetry model describes performance telemetry for TE-tunnel model. This module also allows autonomic traffic engineering scaling intent configuration mechanism on the TE-tunnel level. Various conditions can be set for auto-scaling based on the telemetry data.

**** This function needs to be investigated further. This can be a part of [\[TE-Tunnel\]](#) which is to be determined. Service provisioning is an optional function that builds on top the path provisioning one.

Path provisioning and Topology abstraction functions are mandatory in any case, while Path Computation may be mandatory or optional depending on the type of topology abstraction used. Details of this topic are discussed in [\[ACTN-Abstraction\]](#).

Telemetry may also be an optional function.

4.4. Device Models in ACTN Architecture (SBI)

For the device YANG models are used for per-device configuration purpose, they can be used between the PNC and the physical network/devices. Note that SBI is not in the scope of ACTN. This section is provided to give some examples of YANG-based Device Models. An example of Device Models is ietf-te-device yang module defined in [\[TE-tunnel\]](#).

5. Examples of Using Different Types of YANG Models

5.1. Simple Connectivity Examples

The data model in [Transport-Service-Model] provides an intent-like connectivity service model which can be used in connection-oriented networks.

It would be used as follows in the ACTN architecture:

- . A CNC uses this service model to specify the two client nodes that are to be connected, and also indicates the amount of traffic (i.e., the bandwidth required) and payload type. What may be additionally specified is the SLA that describes the required quality and resilience of the service.
- . The MDSC uses the information in the request to pick the right network (domain) and also to select the provider edge nodes corresponding to the customer edge nodes.

If there are multiple domains, then the MDSC needs to coordinate across domains to set up network tunnels to deliver a service. Thus coordination includes, but is not limited to, picking the right domain sequence to deliver a service. Before it can perform such functions, it needs to get the topology information from each PNC, using topology YANG models such as [te-topology]. The topology reported from PNC to MDSC can either be abstract or non-abstract.

Additionally, an MDSC can initiate the creation of a tunnel (or tunnel segment) in order to fulfill the service request from CNC based on path computation upon the overall topology information it synthesized from different PNCs. The based model that can cater this purpose is the te-tunnel model specified in [te-tunnel].

- . Then, the PNC needs to decide the explicit route of such a tunnel or tunnel segment (in case of multiple domains), and create such a tunnel using protocols such as PCEP and RSVP-TE or using per-hop configuration.

5.2. VN service example

The service model defined in [ACTN-VN-YANG] describes a virtual network (VN) as a service which is a set of multiple connectivity services:

- . A CNC will request VN to the MDSC by specifying a list of VN members. Each VN member specifies either a single connectivity service, or a source with multiple potential destination points in the case that the precise destination sites are to be determined by MDSC.
 - o In the first case, the procedure is the same as the connectivity service, except that in this case, there is a list of connections requested.
 - o In the second case, where the CNC requests the MDSC to select the right destination out of a list of candidates, the MDSC needs to choose the best candidate and reply with the chosen destination for a given VN member. After this is selected, the connectivity request setup procedure is the same as in the connectivity-as-a-service example.

After the VN is set up, a successful reply message is sent from MDSC to CNC, indicating the VN is ready. This message can also be achieved by using the model defined in [\[ACTN-VN-YANG\]](#).

5.3. Data Center-Interconnection Example

This section describes more concretely how existing YANG models described in [Section 4](#) map to an ACTN data center interconnection use case. Figure 3 shows a use-case which shows service policy-driven Data Center selection and is a reproduction of Figure A.1 from [\[ACTN-Info\]](#).

Figure 3 shows how VN policies from the CNC (Global Data Center Operation) are incorporated by the MDSC to support multi-destination applications. Multi-destination applications refer to applications in which the selection of the destination of a network path for a given source needs to be decided dynamically to support such applications.

Data Center selection problems arise for VM mobility, disaster recovery and load balancing cases. VN's policy plays an important role for virtual network operation. Policy can be static or dynamic. Dynamic policy for data center selection may be placed as a result of utilization of data center resources supporting VMs. The MDSC would then incorporate this information to meet the objective of this application.

5.3.1. CMI (CNC-MDSC Interface)

[ACTN-VN-YANG] is used to express the definition of a VN, its VN creation request, the service objectives (metrics, QoS parameters, etc.), dynamic service policy when VM needs to be moved from one Data Center to another Data Center, etc. This service model is used between the CNC and the MDSC (CMI). The CNC in this use-case is an external entity that wants to create a VN and operates on the VN.

5.3.2. MPI (MDSC-PNC Interface)

The Network Configuration Model is used between the MDSC and the PNCs. Based on the Customer Service Model's request, the MDSC will need to translate the service model into the network configuration model to instantiate a set of multi-domain connections between the prescribed sources and the destinations. The MDSC will also need to dynamically interact with the CNC for dynamic policy changes initiated by the CNC. Upon the determination of the multi-domain connections, the MDSC will need to use the network configuration model such as [TE-Tunnel] to interact with each PNC involved on the path. [TE-Topology] is used to for the purpose of underlying domain network abstraction from the PNC to the MDSC.

5.3.3. PDI (PNC-Device interface)

The Device Model can be used between the PNC and its underlying devices that are controlled by the PNC. The PNC will need to trigger signaling using any mechanisms it employees (e.g. [RSVP-TE-YANG]) to provision its domain path segment. There can be a plethora of choices how to control/manage its domain network. The PNC is responsible to abstract its domain network resources and update it

to the MDSC. Note that this interface is not in the scope of ACTN. This section is provided just for an illustration purpose.

6. Security

This document is an informational draft. When the models mentioned in this draft are implemented, detailed security consideration will be given in such work.

How security fits into the whole architecture has the following components:

- the use of Restconf security between components
- the use of authentication and policy to govern which services can be requested by different parties.
- how security may be requested as an element of a service and mapped down to protocol security mechanisms as well as separation (slicing) of physical resources)

7. Acknowledgements

We thank Adrian Farrel for providing useful comments and suggestions for this draft.

8. References

8.1. Informative References

- [Service-YANG] Q. Wu, W. Liu and A. Farrel, "Service Models Explained", [draft-wu-opsawg-service-model-explained](#), work in progress.
- [Netmod-Yang-Model-Classification] D. Bogdanovic, B. Claise, and C. Moberg, "YANG Module Classification", [draft-ietf-netmod-yang-model-classification](#), work in progress.
- [Netconf] Enns, R., Ed., Bjorklund, M., Ed., Schoenwaelder, J., Ed., and A. Bierman, Ed., "Network Configuration Protocol (NETCONF)", [RFC 6241](#).
- [Restconf] A. Bierman, M. Bjorklund, and K. Watsen, "RESTCONF Protocol", [draft-ietf-netconf-restconf](#), work in progress.

- [ACTN-Requirements] Y. Lee, et al., "ACTN Requirements for Abstraction and Control of TE Networks", [draft-ietf-teas-actn-requirements](#), work in progress.
- [ACTN-Frame] D. Cecarelli and Y. Lee, "Framework for Abstraction and Control of Traffic Engineered Networks", [draft-ietf-teas-actn-framework](#), work in progress.
- [TE-Topology] X. Liu, et. al., "YANG Data Model for TE Topologies", [draft-ietf-teas-yang-te-topo](#), work in progress.
- [TE-Tunnel] T. Saad (Editor), "A YANG Data Model for Traffic Engineering Tunnels and Interfaces", [draft-ietf-teas-yang-te](#), work in progress.
- [ACTN-VN-YANG] Y. Lee (Editor), "A Yang Data Model for ACTN VN Operation", [draft-lee-teas-actn-vn-yang](#), work in progress.
- [ACTN-Info] Y. Lee & S. Belotti, "Information Model for Abstraction and Control of TE Networks (ACTN)", [draft-leebelotti-teas-actn-info](#), work in progress.
- [Transport-Service-Model] X. Zhang (Editor), "A Service YANG Model for Connection-oriented Transport Networks", [draft-zhang-teas-transport-service-model](#), work in progress.
- [PATH-COMPUTATION-API] I.Busi/S.Belotti et al. "Path Computation API", [draft-busibel-ccamp-path-computation-api-00.txt](#), work in progress
- [RSVP-TE-YANG] T. Saad (Editor), "A YANG Data Model for Resource Reservation Protocol (RSVP)", [draft-ietf-teas-yang-rsvp](#), work in progress.
- [Schedule] X. Liu, et. al., "A YANG Data Model for Configuration Scheduling", [draft-liu-netmod-yang-schedule](#), work in progress.
- [ACTN-Abstraction] Y. Lee, D. Dhody, and D. Ceccarelli, "ACTN Abstraction Methods", [draft-lee-tease-actn-abstraction](#), work in progress.
- [OTN-YANG] X. Zhang, A. Sharma, and X. Liu, "A YANG Data Model for Optical Transport Network Topology", [draft-zhang-ccamp-l1-topo-yang](#), work in progress.

[WSON-YANG] Y. Lee, et. al., "A Yang Data Model for WSON Optical Networks", [draft-ietf-ccamp-wson-yang](#), work in progress.

[Flexi-YANG] J.E. Lopez de Vergara, et. al., "YANG data model for Flexi-Grid Optical Networks", [draft-vergara-ccamp-flexigrid-yang](#), work in progress.[ODU-Tunnel] Sharma, R. Rao, and X. Zhang, "OTN Service YANG Model", [draft-sharma-ccamp-otn-service-model](#), work in progress.

[ACTN-PM-Telemetry] Y. Lee, D. Dhody, S. Karunanithi, R. Vilalta, D. King, and D. Ceccarelli, "YANG models for ACTN TE Performance Monitoring Telemetry and Network Autonomics", [draft-lee-teas-actn-pm-telemetry-autonomics](#), work in progress.

[WSON-Tunnel] Y. Lee, D. Dhody, V. Lopez, D. King, B. Yoon, and R. Vilalta, "A Yang Data Model for WSON Tunnel", [draft-lee-ccamp-wson-tunnel-model](#), work in progress.

[Flexigrid-Tunnel] J. Vergara, D. Perdices, V. Lopez, O. Gonzalez de Dios, D. King, Y. Lee, and G. Galimberti, "YANG data model for Flexi-Grid media-channels", [draft-vergara-ccamp-flexigrid-media-channel-yang](#), work in progress.

9. Contributors

Contributor's Addresses

Dhruv Dhody
Huawei Technologies

Email: dhruv.ietf@gmail.com

Xian Zhang
Huawei Technologies

Email: zhang.xian@huawei.com

Authors' Addresses

Young Lee
Huawei Technologies
5340 Legacy Drive
Plano, TX 75023, USA
Phone: (469)277-5838

Email: leeyoung@huawei.com

Haomian Zheng
Huawei Technologies

Email: zhenghaomian@huawei.com

Daniele Ceccarelli
Ericsson
Torshamnsgatan, 48
Stockholm, Sweden

Email: daniele.ceccarelli@ericsson.com

Bin Yeong Yoon
ETRI

Email: byyun@etri.re.kr

Oscar Gonzalez de Dios
Telefonica

Email: oscar.gonzalezdedios@telefonica.com

Jong Yoon Shin
SKT

Email: jongyoon.shin@sk.com

Sergio Belotti
Nokia

Email: sergio.belotti@nokia.com