

Service Chaining using Unified Source Routing Instructions

draft-xu-mpls-service-chaining-03

Xiaohu Xu (Huawei)

Stewart Bryant (Huawei)

Hamid Assarpour (Broadcom)

Himanshu Shah (Ciena)

Luis M. Contreras (Telefonica I+D)

Daniel Bernier (Bell Canada)

Jeff Tantsura (Individual)

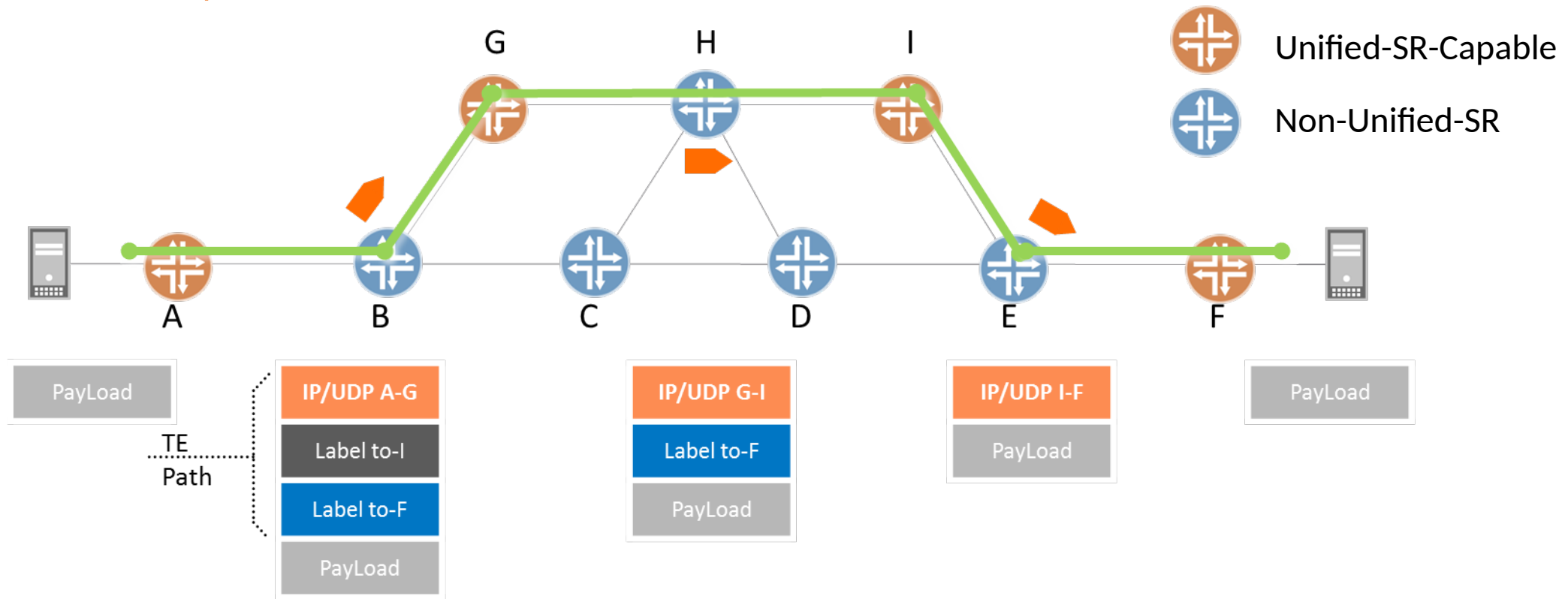
Shaowen Ma (Juniper)

Martin Vigoureux (Nokia)

IETF100, Singapore

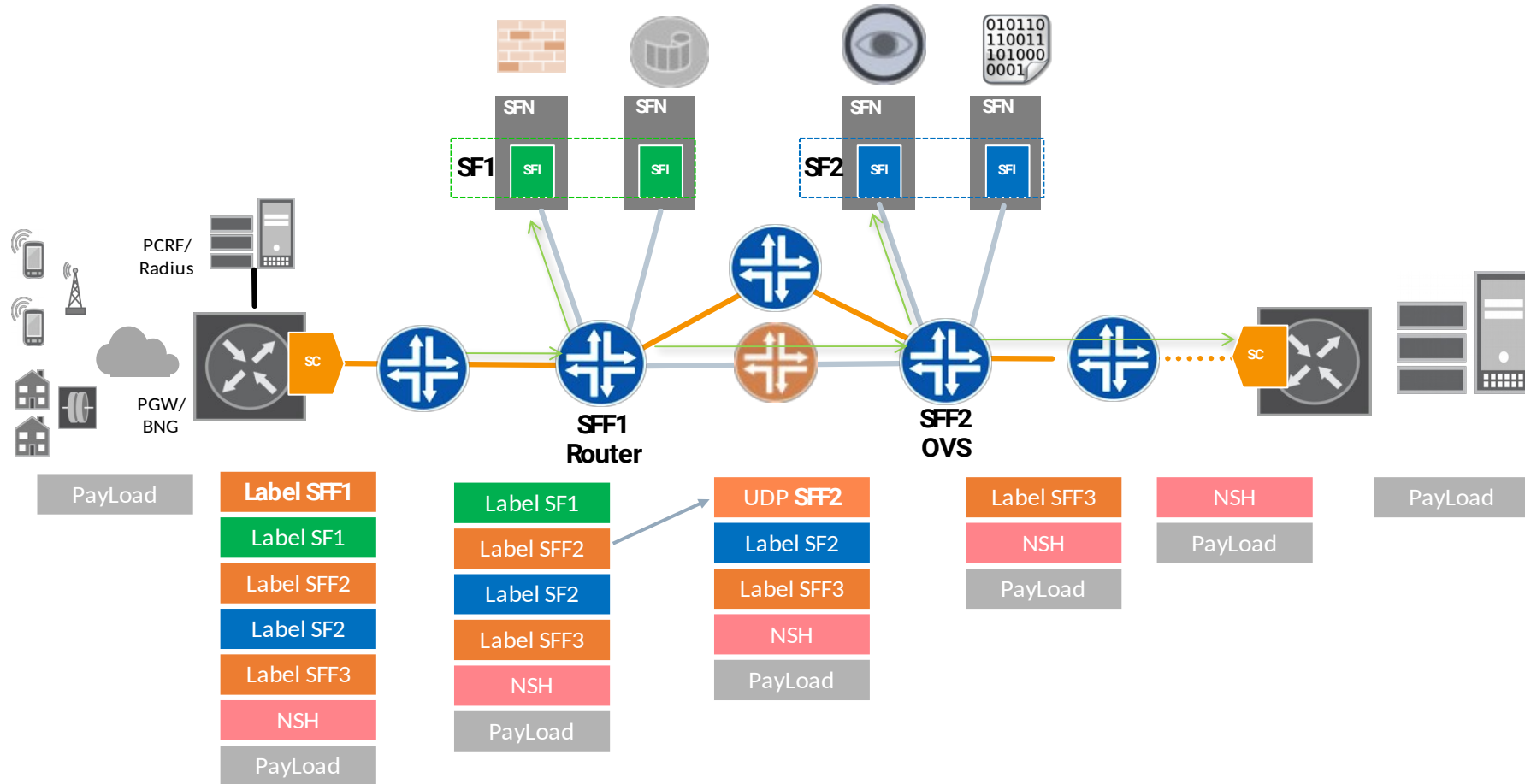
Unified SR: Source-Routing as Overlay

UDP as example, GRE and other tunnels also work



- Unified SR leverages MPLS-SR by MPLS-in-UDP or MPLS-in-GRE and therefore it works across IPv4 and IPv6 underlying networks.
- Combines the best of two worlds (e.g., the simplicity of IP and the flexible programming capability of MPLS).

Service Chain with Unified MPLS and NSH



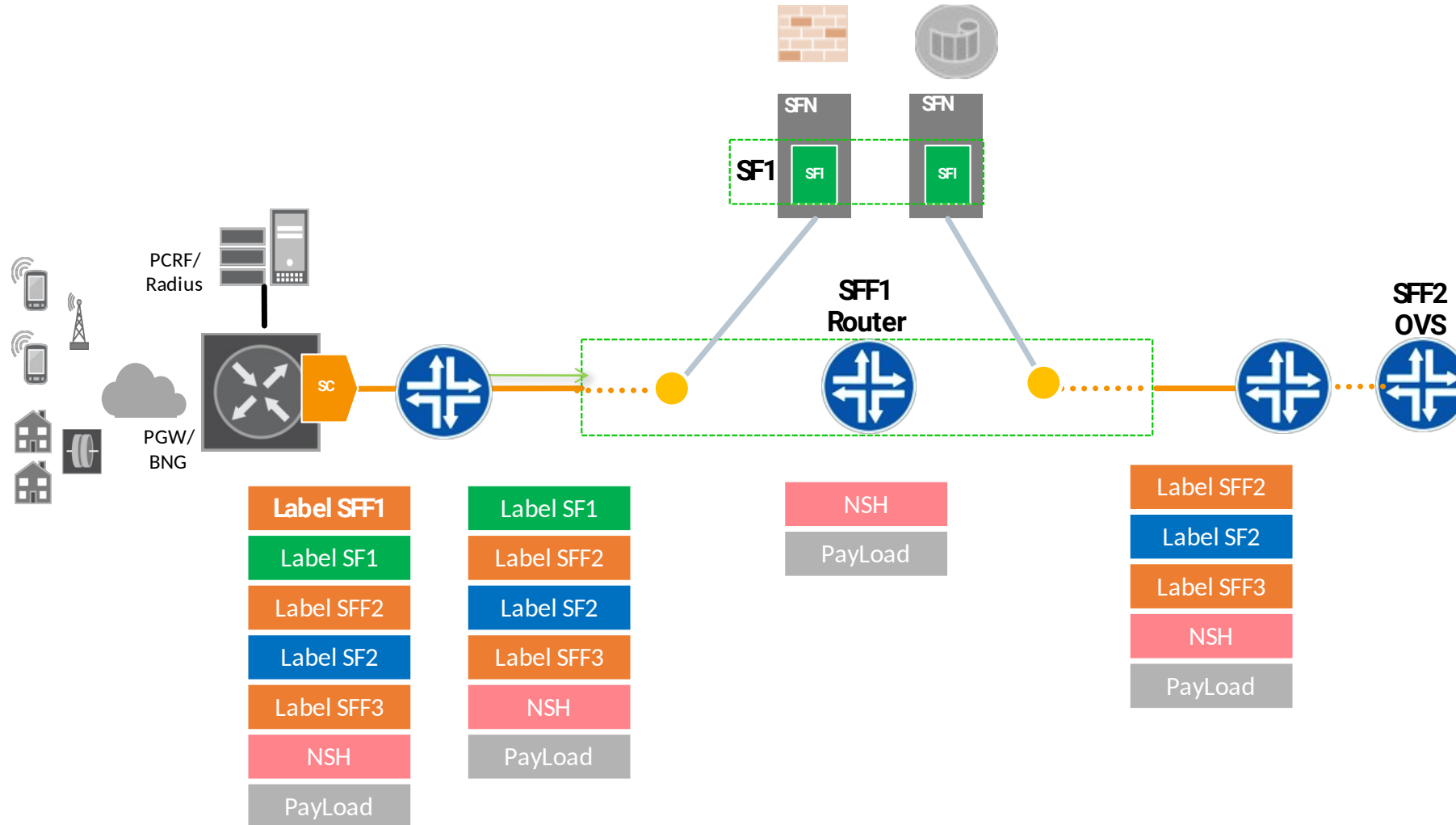
- The Unified SR can be leveraged to realize an transport-independent SFC encapsulation.
 - Since the Unified SR works across different networks including IPv4, IPv6 and MPLS, the SFC built on the Unified SR is transport-independent accordingly.

Leverage both SR and NSH for SFC

NSH as a metadata container

- The NSH spec has comprehensively defined the metadata format.
- Why not use the NSH directly as a metadata container:
 - The functionality of the Service Path Identifier (SPI) will indicate and mapping to a Label/UDP stack
 - The Service Index (SI) could be used to determine when to strip the metadata (i.e., the NSH).
 - Combined SPI/SI will add back the Unified MPLS label stack.
- More details would be specified in future versions.

Detail between SFF/SF with NSH



Advantages over NSH

- Less states on SFF nodes.
- Leverage the efficient MPLS network programming capability.
- Built on the existing MPLS forwarding capabilities (e.g., MPLS forwarding capability and MPLS-in-UDP tunneling capability).

Next Steps

- WG adoption?