

NLRI AppMetaData Path Attribute for 5G Edge Computing Service

draft-dunbar-idr-5g-edge-compute-app-meta-data-01

Linda Dunbar: ldunbar@futurewei.com

Kausik Majumdar: kausik.majumdar@commscope.com

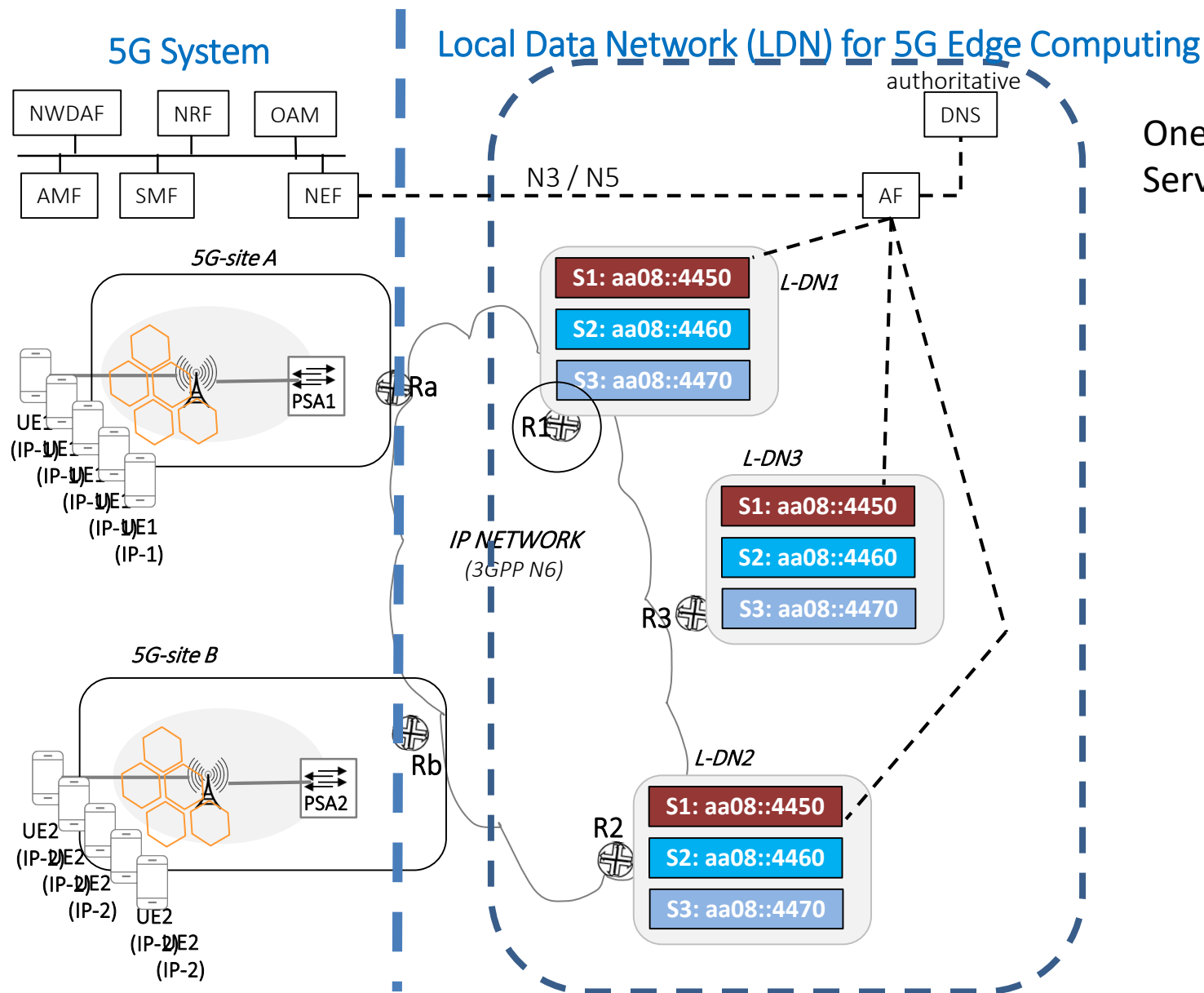
Haibo Wang: Rainsword.wang@huawei.com

Nov 2020

Intention of the draft

- Purpose:
 - a new BGP Network Layer Reachability Information (BGP NLRI) Path Attribute: AppMetaData,
 - To distribute the 5G Edge Computing App running status and environment,
 - For other routers in the 5G Local Data Network to make intelligent decision on optimized forwarding of flows from UEs.
 - The goal is to improve latency and performance for 5G Edge Computing services.
 - We would like to hear your feedback.

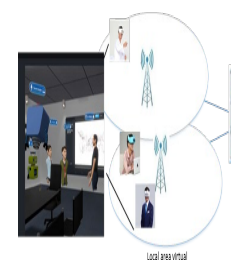
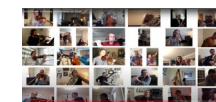
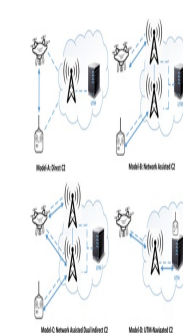
5G Edge Computing (3GPP TR23.748)



One Application has multiple Application Servers located in Edge Computing DCs

Use Cases

- Unmanned Aerial Vehicles (Drones) <-> Controller, Traffic Management, and App Servers
13 detailed use cases described in 3GPP TR22.829
- Virtual concert
- Virtual Interactive Conference
 - Computing (e.g. the encoding, video stitching, compressing, etc.) can be processed by the server in the edge.

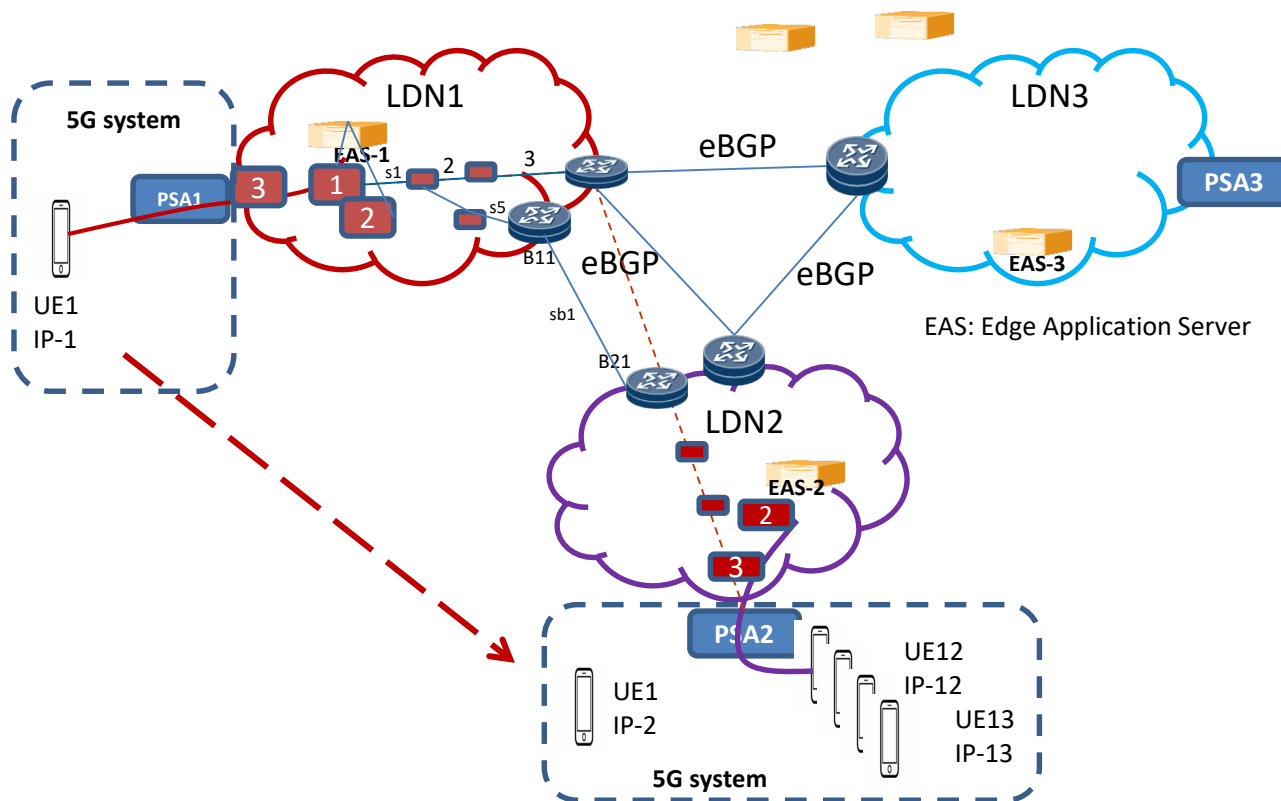


From IP Network Perspective...

ANYCAST: IP Layer Application ID -> multiple App servers

Benefit of using ANYCAST:

- ✓ dynamically load balance across locations based on network conditions.
- ✓ leverages the proximity information present in the network (routing) layer and
- ✓ eliminates the single point of failure and bottleneck at the DNS resolvers and application layer load balancers.
- ✓ removes the dependency on UEs using their cached destination IP addresses for extended period



Problem 1: Selecting 5G Edge Application Location

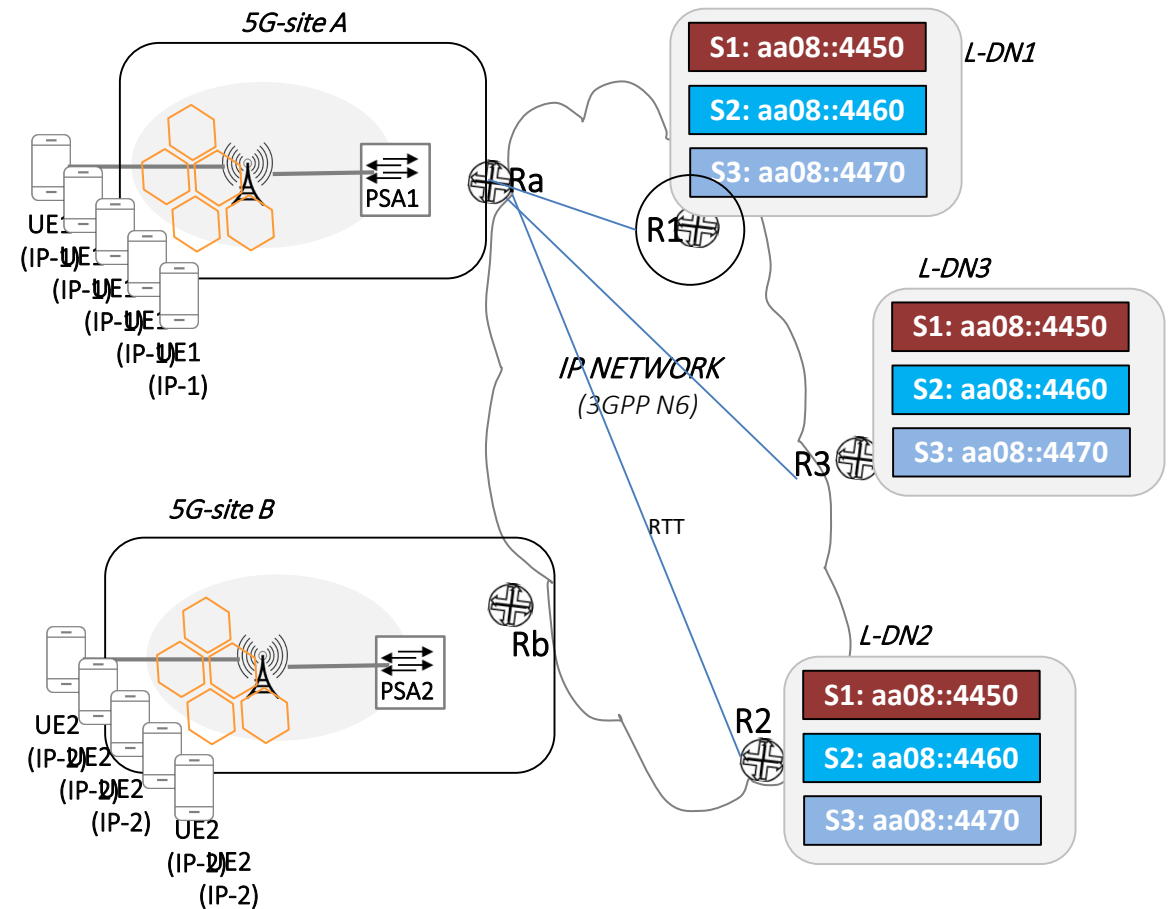
- Many mini data centers can be close in proximity, making it difficult to differentiate in Routing Hops for App servers hosted in them,
- Some data centers can have higher capacity than others,
- Some sites may be more preferred when a UE anchored to a new 5G Site

Problem #2: sticking to original App Server

Problem #3: Application Server Relocation

Factors in selecting ANYCAST Server in 5G EC

- RTT to “app.net” ANYCAST S1:
 - List of {
 - R1: RTT value
 - R2: RTT value
 - R3: RTT value}
- Capacity
- Site Preference



Solution : a new BGP NLRI Path Attribute: AppMetaData

NLRI BGP UPDATE:

Client route= S1: aa08::4450

AppMetaData TLV

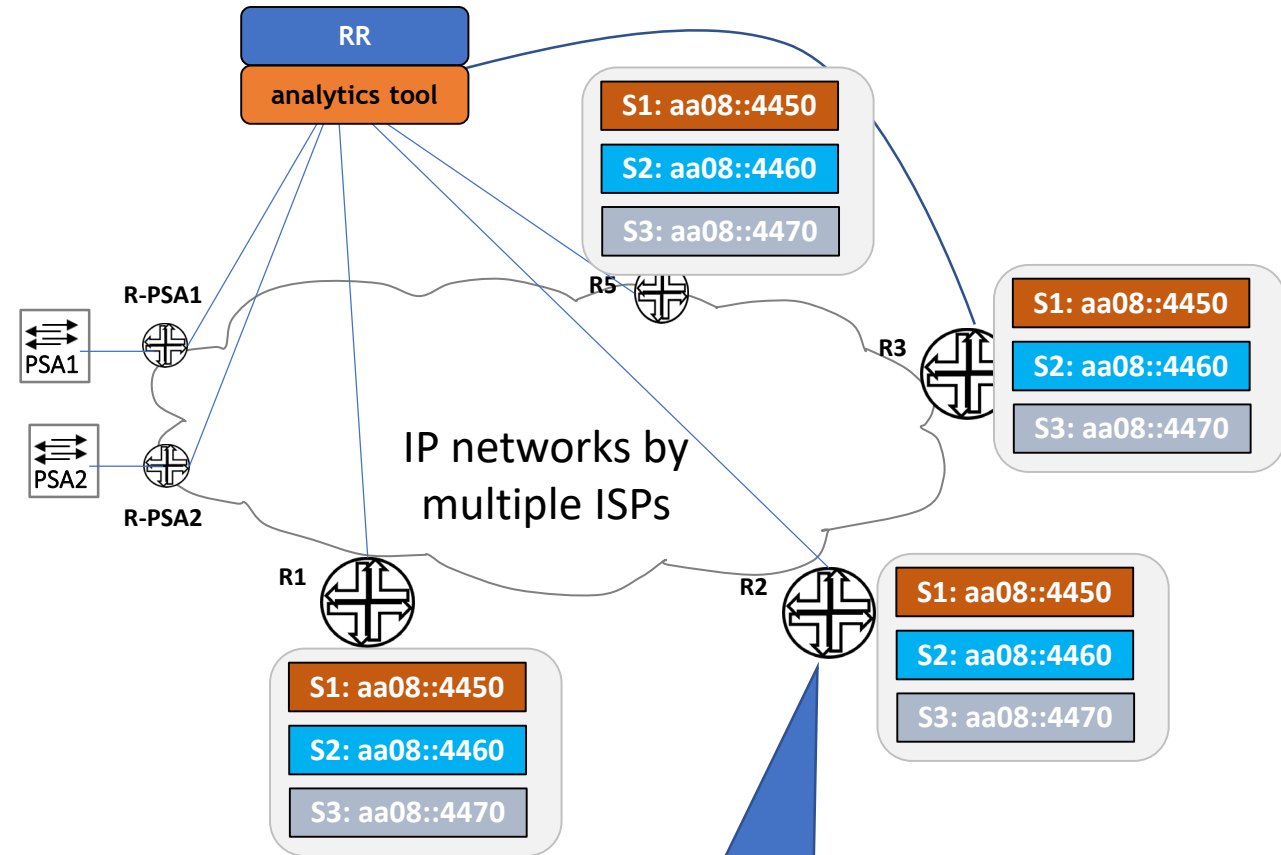
Load Measurement subTLV

Capacity Index subTLV

Site Preference subTLV

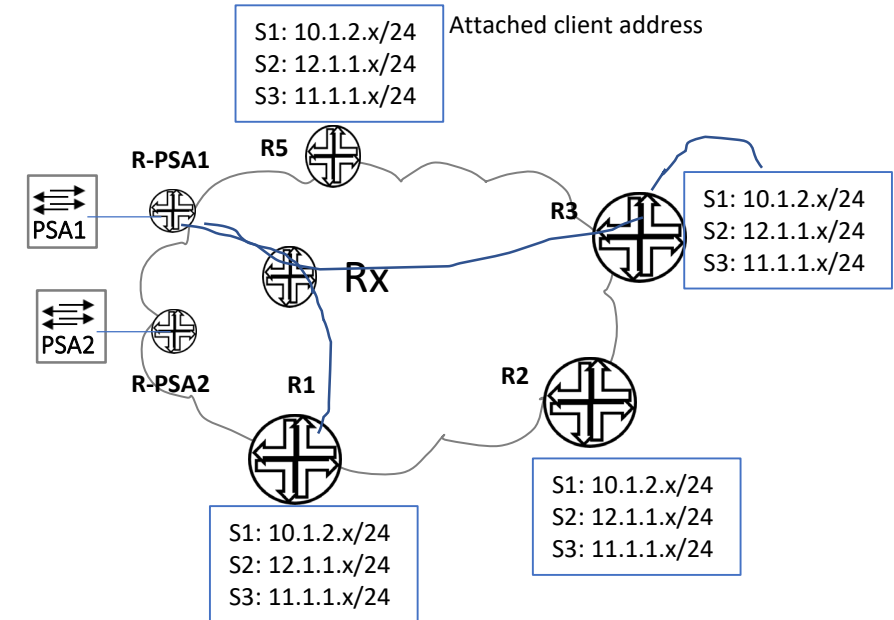

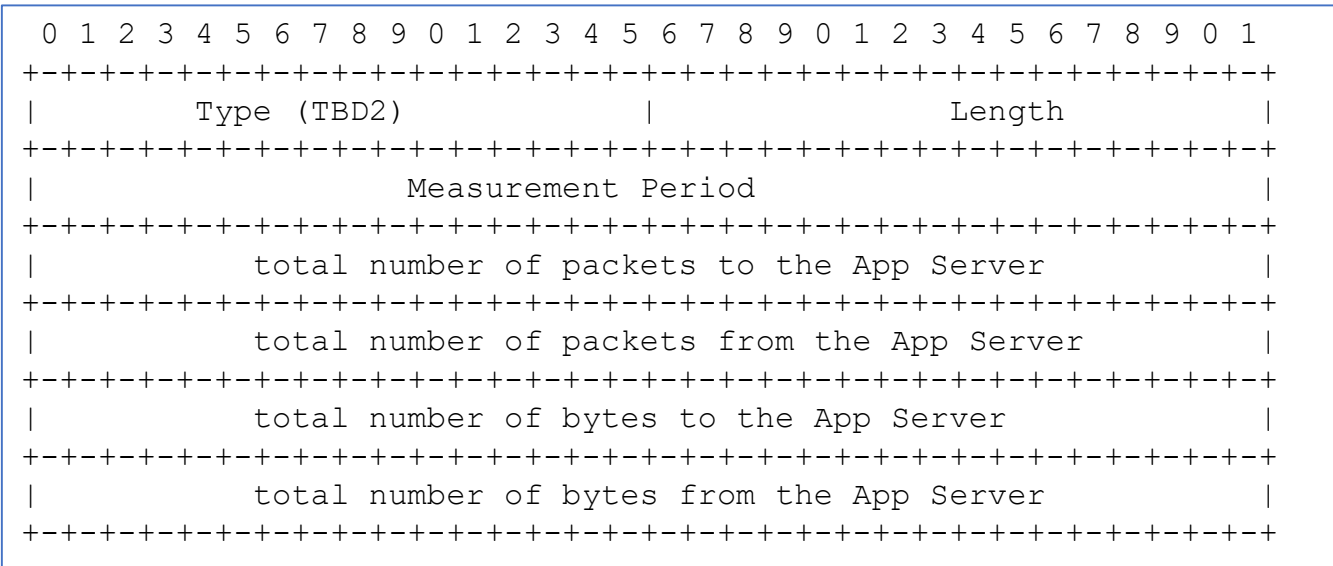
Potentially to include Sub-TLVs for

<https://datatracker.ietf.org/doc/draft-mcd-rtgwg-extension-tn-aware-mobility/>



BGP UPDATE for its attached App Server ANYCAST address include: Load Index, Capacity Index, and Site Preference

Load Measurement Sub-TLVs



Load measurement SubTLV:

Type= TBD2: measurements of packets/bytes to/from the App Server address;

Type =TBD3: Load Measurement Index

Measure Period: BGP Update period or user specified period

Load Measurement Index: Weighted combination of bytes/packets sent to/received from the App server:

$$\text{Load Measurement Index} = w1 * \text{ToPackets} + w2 * \text{FromPackets} + w3 * \text{ToBytes} + w4 * \text{FromBytes}$$

$$w1 + w2 + w3 + w4 = 1 \ \& \ 0 \leq w_i \leq 1;$$

Capacity Index and Site Preference Index

Capacity Index can also be derived from historic data.

Type =TBD4: capacity Index subTLV;

```
+-----+-----+-----+-----+-----+-----+-----+-----+-----+-----+
|           Type (TBD4)           |           Length           |
+-----+-----+-----+-----+-----+-----+-----+-----+-----+-----+
|           Capacity Index           |
+-----+-----+-----+-----+-----+-----+-----+-----+-----+-----+
```

Type =TBD5: Site preference Index subTLV;

```
+-----+-----+-----+-----+-----+-----+-----+-----+-----+-----+
|           Type (TBD5)           |           Length           |
+-----+-----+-----+-----+-----+-----+-----+-----+-----+-----+
|           Preference Index           |
+-----+-----+-----+-----+-----+-----+-----+-----+-----+-----+
```

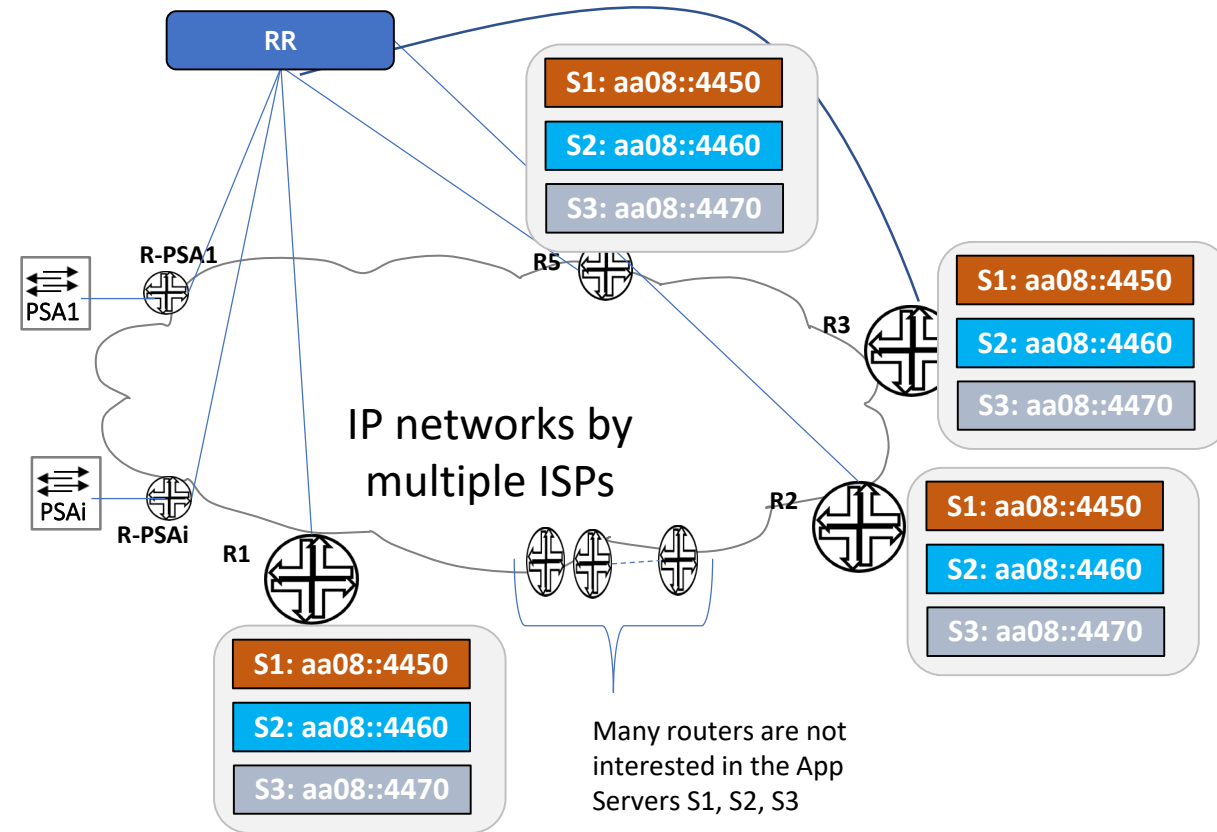
Capacity index : larger value means higher capacity, 1-10. if absent, use default value 5.

Site preference Index, which is also the network preference index: larger value means higher preference: 1-10. If absent, use default value 5.

AppMetaData Propagation Scope

- BGP RT constrained distribution (RFC4684)
 - there are much more App Servers than the number of routers
- Create a AppServer-Bound-Group
 - Static configuration
 - each ingress router to ask a network controller upon receiving the first packet to a specific ANYCAST address to be included in the “Application Bound Group Routers”

AppServer ID	Interested Routers	Time To Live	Other attributes
S1: aa08::4450	R-PSA1, R-PSA2		
S2: aa08::4460	R-PSA1,		





Soft Anchoring of
an ANYCAST flow

Using a group of ANYCAST addresses to achieve the Soft Anchoring a flow to one ANYCAST Location

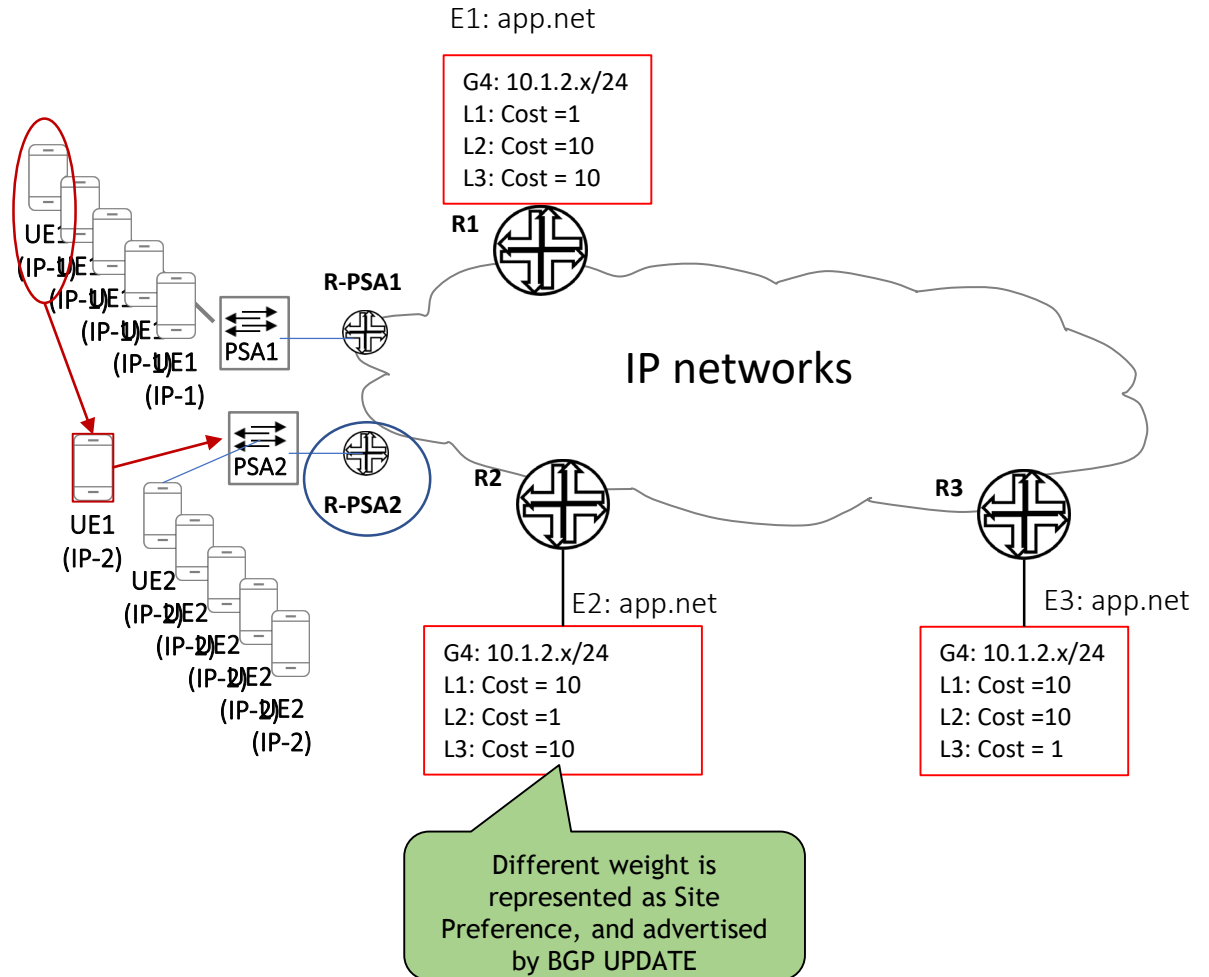
TABLE 1: DNS configuration:

```
// global FQDN: app.net
app.net      172800  IN  A      G-4
app.net      172800  IN  AAAA   G-6

// FQDN: op1.app.net
ldn1.op1.app.net      172800  IN  A      L1
ldn2.op1.app.net      172800  IN  A      L2
ldn3.op1.app.net      172800  IN  A      L3
```

IP ROUTING 2: Route Injection from PE to IP Controller

```
G-4 -> {E1, E2, E3}
L1 -> E1 | {E2, E3} if E1 has failed
L2 -> E2 | {E1, E3} if E2 has failed
L3 -> E3 | {E1, E2} if E3 has failed
```



Background Information

Algorithm in Selecting the Optimal Target Location

To compare the cost to reach the Application Server between the Site-i or Site-j:

$$\text{Cost-}i = \min \left(w * \left(\frac{\text{Load-}i * \text{CP-}j}{\text{Load-}j * \text{CP-}i} \right) + (1-w) * \left(\frac{\text{Pref-}j * \text{Delay-}i}{\text{Pref-}i * \text{Delay-}j} \right) \right)$$

- Load-i: Load Index at Site-I =
 $w1 * \text{ToPackets} + w2 * \text{FromPackets} + w3 * \text{ToBytes} + w4 * \text{FromBytes}$
 $0 \leq w_i \leq 1$ and $w1 + w2 + w3 + w4 = 1$.
- CP-i (Capacity-i) (higher value means higher capacity): capacity index at the site i.
- Delay-i: Network latency measurement (RTT) to the A-ER that has the Application Server attached at the site-i.
- Pref-i (Preference Index: higher value means higher preference): Network Preference index for the site-i.
- w: Weight for load and site information,
 - $0 \leq w \leq 1$: If smaller than 0.5, Network latency and the site Preference have more influence; otherwise, Server load and its capacity have more influence.