



Reliable and Available Wireless Architecture/Framework

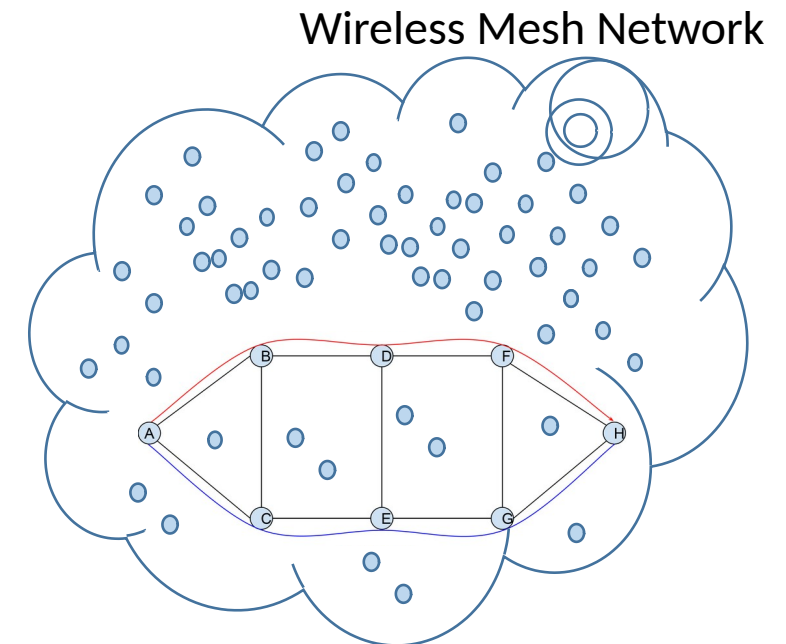
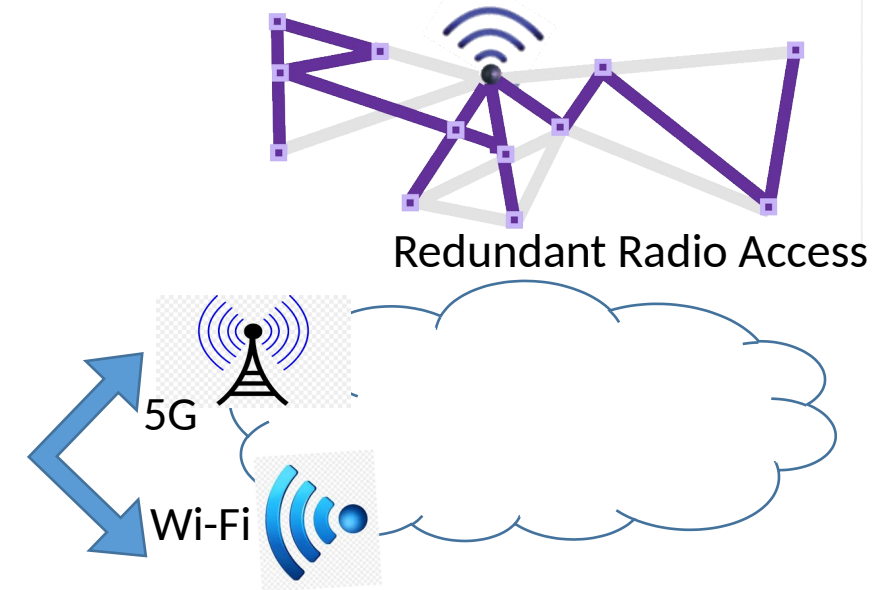
Presenter: Pascal Thubert

Authors: P. Thubert, G.Z. Papadopoulos & Rex Buddenberg

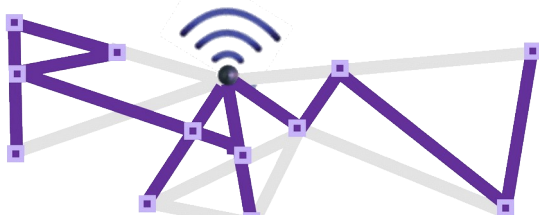
RAW - IETF 109 – Virtual / Bangkok

Requirements served

- Two basic use cases, Radio Access Protection with diverse Wireless Access (e.g., 4/5G vs. Wi-Fi 6/7) , and end-to-end Track Protection in a Wireless Mesh Network.
- Due to uncontrolled interferences, including the self-induced multipath fading, objects in the Fresnel zone, etc... Deterministic Networking can only be approached on a wireless link.
- It takes diverse radio links and radio technologies to provide RAW properties. From above, Layer-3 can decide how and when to use those diverse radio links based on cost and current PDR.
- The radio conditions may change -way- faster than a centralized routing can adapt and reprogram, in particular when the controller is distant, and connectivity is slow and



RAW Architecture/Framework draft status



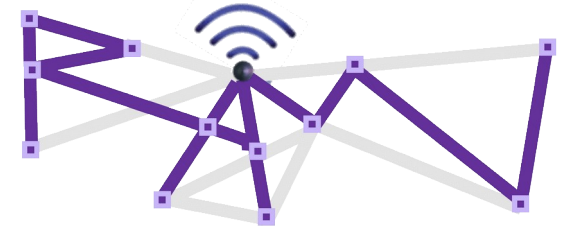
- Current version is 05
- Updated structure
 - Problem
 - Framework
 - Architecture
- What's missing:
 - Section ?
 - Co author?

1. Introduction	3
2. The RAW problem	5
2.1. Terminology	5
2.2. Reliability and Availability	6
2.2.1. High Availability Engineering Principles	6
2.2.2. Applying Reliability Concepts to Networking	8
2.2.3. Reliability in the Context of RAW	9
2.3. Use Cases and Requirements Served	10
2.3.1. Radio Access Protection	11
2.3.2. End-to-End Protection in a Wireless Mesh	11
2.4. Related Work at The IETF	12
3. The RAW Framework	13
3.1. Scope and Prerequisites	13
3.2. Routing Time Scale vs. Forwarding Time Scale	14
3.3. Wireless Tracks	15
3.4. PAREO Functions	16
3.4.1. Packet Replication	17
3.4.2. Packet Elimination	18
3.4.3. Promiscuous Overhearing	18
3.4.4. Constructive Interference	18
4. The RAW Architecture	19
4.1. The RAW Conceptual Model	19
4.2. The Path Selection Engine	21
4.3. RAW OAM	22
4.4. Flow Identification vs. Path Identification	23
4.5. Source-Routed vs. Distributed Forwarding Decision	26
4.6. Encapsulation and Decapsulation	27
5. Security Considerations	27
5.1. Forced Access	27
6. IANA Considerations	27
7. Contributors	27
8. Acknowledgments	28
9. References	28
9.1. Normative References	28
9.2. Informative References	29
Authors' Addresses	31



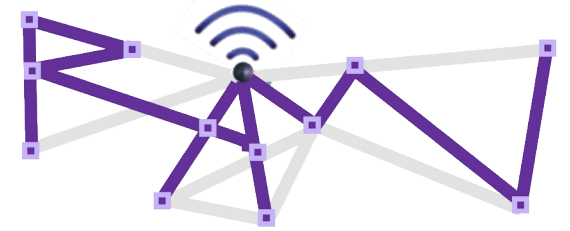
Content from IETF 108

RAW interactions with other IETF WGs



- DetNet: RAW is mostly a focused Subset
 - Radio specialists, different interests
 - Unstable links (bandwidth, flapping), not 'deterministic'
 - OAM is a common interest – cross participation
- MANET: Non-Congruent domains
 - Non-Mobile & not Ad-Hoc (antagonistic to DetNet)
 - Centralized routing
 - DLEP a relevant tool but need multihop view (OAM)
- CCAMP: May need work from CCAMP for data models
- IPPM can be leveraged for in-band OAM, direct export,
- and BIER for path selection & control

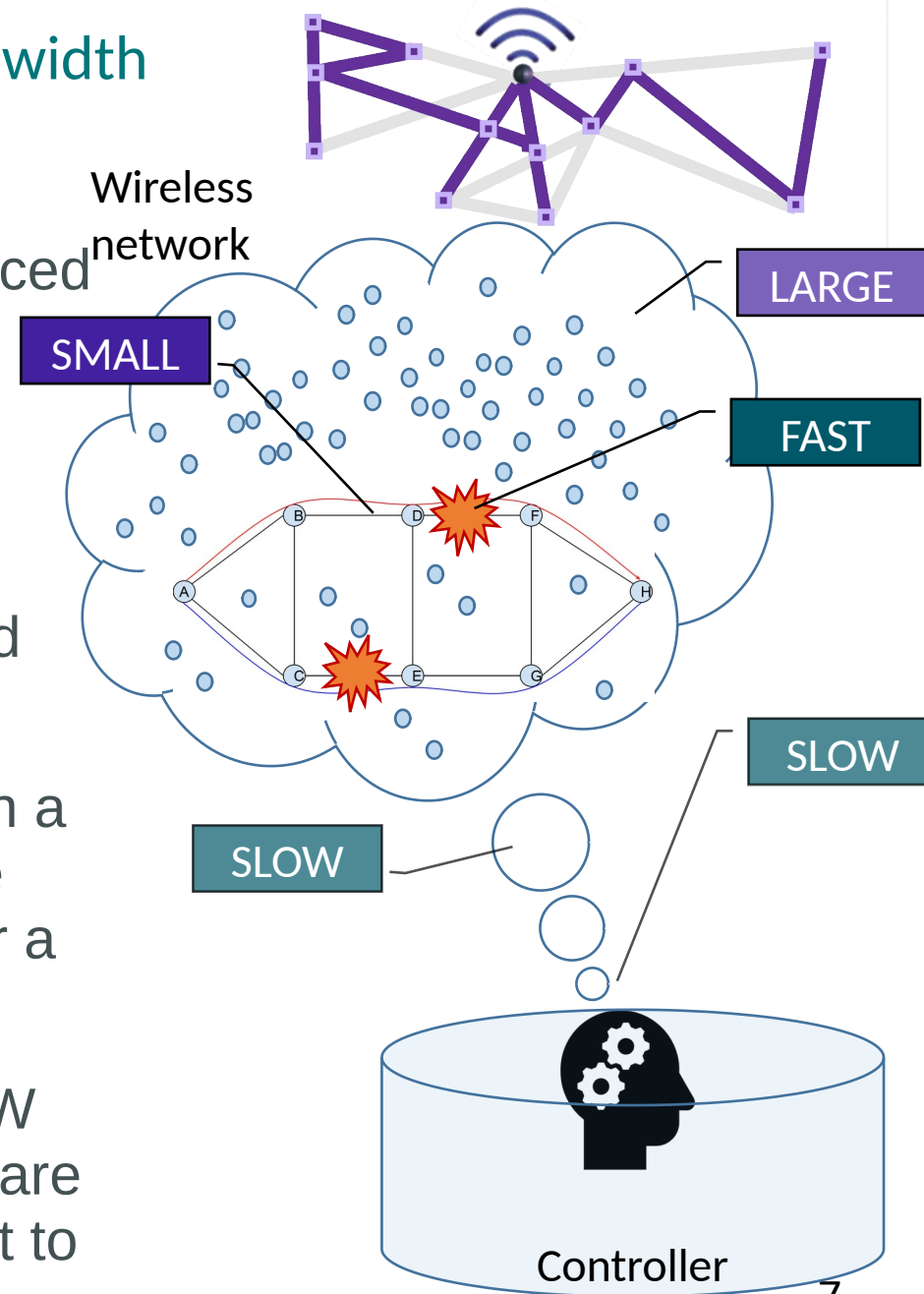
Terms



- **Reliability:** Reliability is a measure of the probability that an item will perform its intended function for a specified interval under stated conditions. For RAW, the service that is expected is delivery within a bounded latency and a failure is when the packet is either lost or delivered too late. RAW expresses reliability in terms of Mean Time Between Failure (MTBF) and Maximum Consecutive Failures (MCF). More in [[NASA](#)].
- **Availability:** Availability is a measure of the relative amount of time where a path operates in stated condition, in other words $(\text{uptime})/(\text{uptime}+\text{downtime})$. Because a serial wireless path may not be good enough to provide the required availability, and even 2 parallel paths may not be over a longer period of time, the RAW availability implies a path that is a lot more complex than what DetNet typically envisages (a Track)
- **PAREO:** Packet (hybrid) ARQ, Replication, Elimination and Ordering. PAREO is a superset Of DetNet's PREOF that includes radio-specific techniques such as short range broadcast, MUMIMO, constructive interference and overhearing, which can be leveraged separately or combined to increase the reliability

The Gap

- Due to uncontrolled interferences, including the self-induced multipath fading, deterministic networking can only be approached on wireless links.
- The radio conditions may change -way- faster than a centralized PCE can adapt and reprogram, in particular when the controller is distant and connectivity is slow and limited.
- RAW separates the path computation time scale at which a complex path is recomputed from the path selection time scale at which the forwarding decision is taken for one or a few packets.
- RAW operates at the path selection time scale. The RAW problem is to decide, within the redundant solutions that are proposed by the PCE, which will be used for each packet to provide a Reliable and Available service while minimizing the waste of resources.



The diagram shows a network topology with a central node (black dot) and several peripheral nodes (purple squares). A thick purple line represents a primary path, while a lighter gray line represents an alternative path. A Wi-Fi symbol is positioned above the central node, indicating wireless connectivity.

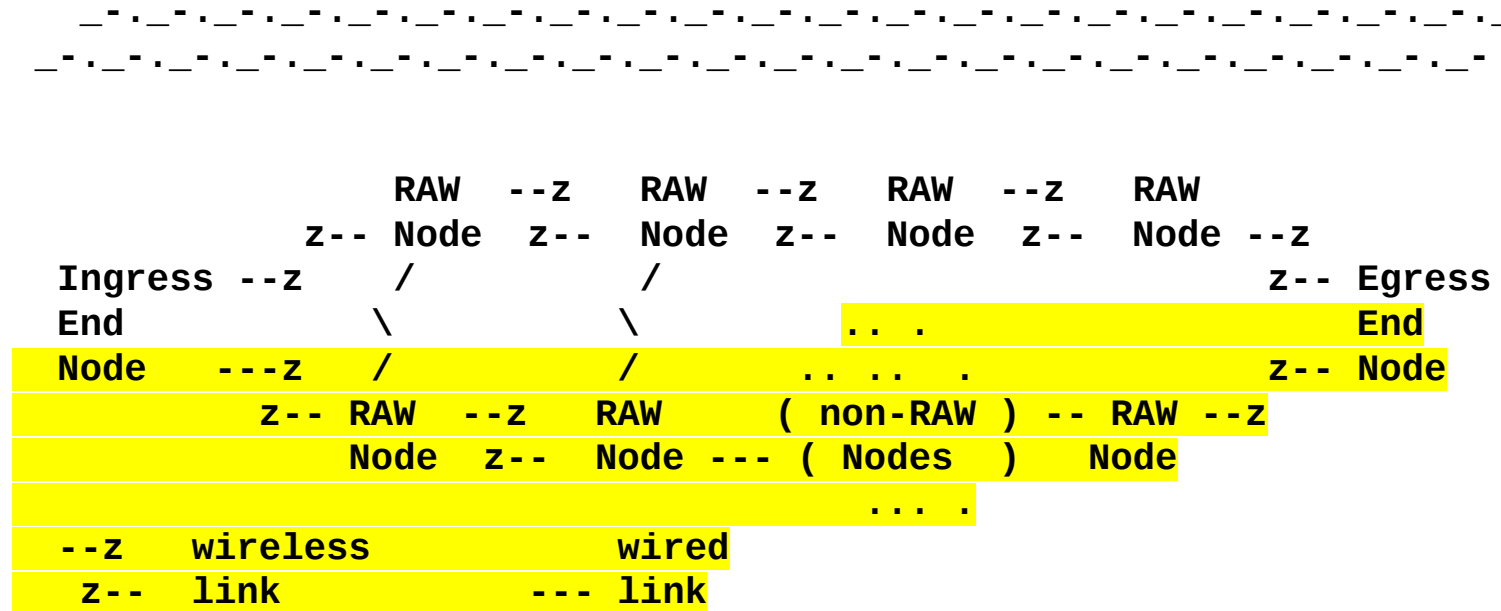
CPF

CPF

CPF

CPF


Southbound API



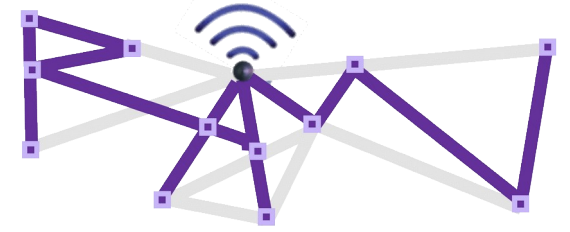
RAW Architecture: RAW i/oOAM



RAW OAM operation in the Network Plane observes either a full Track or subTracks that are being used at this time. In the case of Radio Access Protection, the Track is Loose and only the first hop is observed:



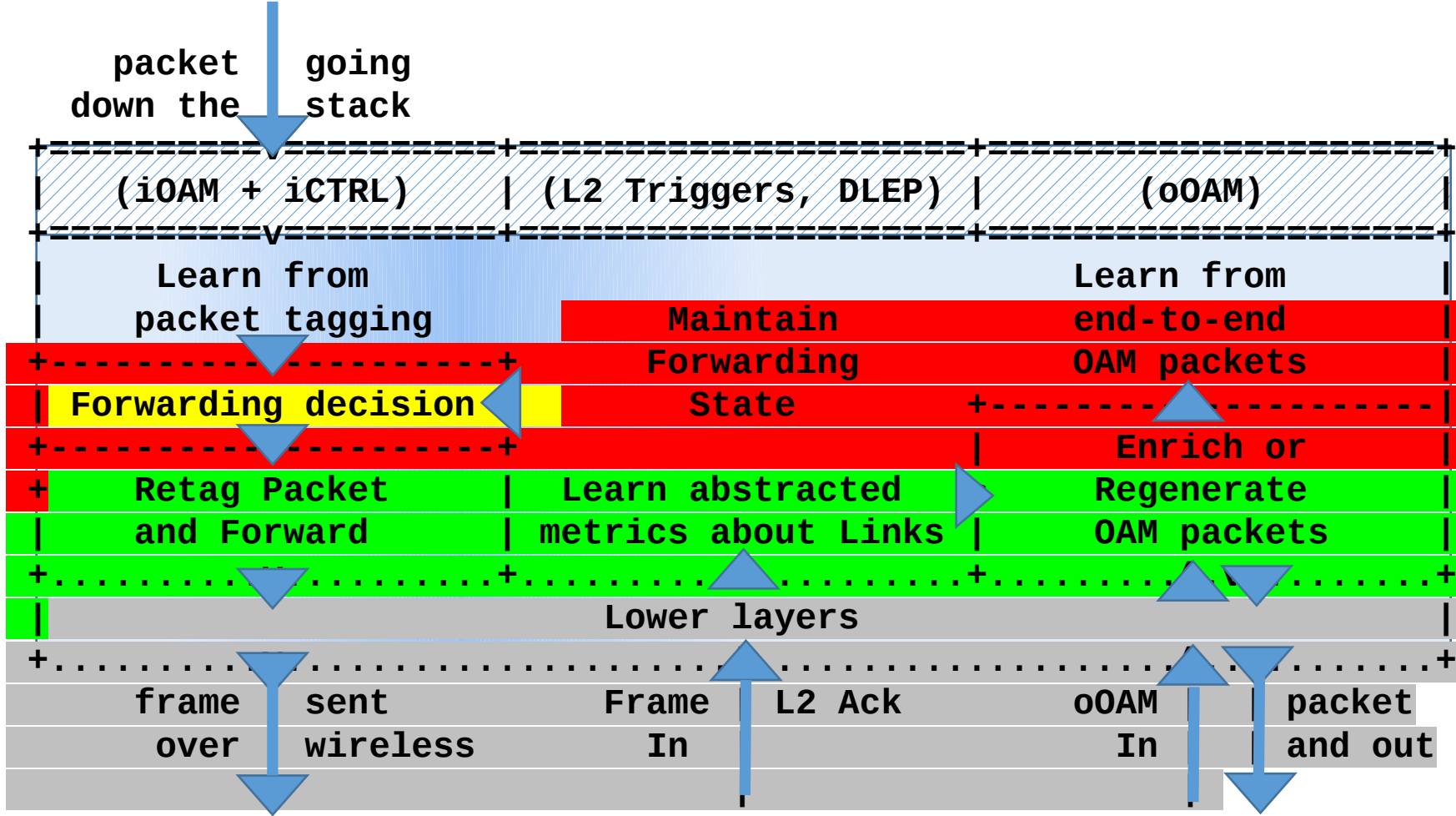
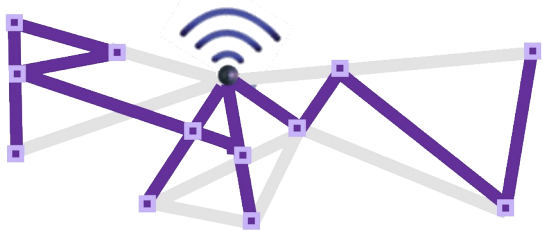
RAW Architecture: the PSE



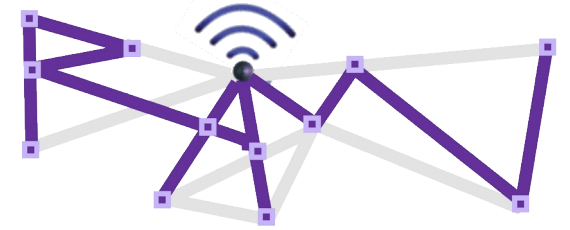
- **RAW** defines path selection engine (PSE) that performs rapid local adjustments of the forwarding tables to avoid excessive use of the resource diversity that the PCE proposes
- Exploiting richer forwarding capabilities with PAREO and scheduled transmissions

	PCE (not in scope)	PSE (in scope)
Operation	Centralized	Source-Routed or Distributed
Communication	Slow, expensive	Fast, local
Time Scale	Long (hours, days)	Short (sub-second)
Network size	Large, many Tracks to compute	Small, within one Track
Metrics	Averaged, Statistical, Shade of grey	Instant values / boolean state

RAW Architecture: The PSE “Stack”



What do we need to do?



Select Appropriate Radios and Effective Use Cases

- ▮ Req: Capability to schedule resources
- ▮ Opt: Diversity capabilities (frequency, beam, ...)



Adapt per-packet activity of a RAW flow along a diverse path

- ▮ Determine Specific Data Models to match radio properties (for CCAMP and IPPM?)
- ▮ Signal forwarding properties in packets (e.g., BIER-TE)
- ▮ Source routed and Distributed forwarding decision (use of PARETO functions)
- ▮ In-band control of resource Usage to optimize energy and bandwidth

Enable i/oOAM (in and out-of-band)

- ▮ Forward packets or generated placebo packets to measure LQI
- ▮ In-band forward and out-of-band backward gathering of metrics across NECM