



IETF Community Survey 2023

Draft report



Making the Internet work better

Background

Third annual survey of the IETF Community

Third annual IETF community survey. Three goals:

1. Size and demographic breakdown of the IETF community.
2. Data to inform the IETF community, particularly those in leadership roles, on what are some of the key issues affecting the IETF and why sometimes asserted issues are not actually issues.
3. A step in a time series of data that can be used to assess the natural changes affecting the IETF and the effectiveness of major programs, organisational changes and community/leadership actions.

Draft report now available - comments until 8 April.

https://www.ietf.org/media/documents/IETF_Community_Survey_2023_-_DRAFT.pdf

Distribution

Third annual survey of the IETF Community

Ran from Dec 2023 to Jan 2024.

Sent directly to every email address subscribed to an IETF mailing list.

Approx 49,000 working email addresses.

Over 2000 responses. After data cleaning 1812 are used.

Response rate of 3.7%, giving a maximum margin of error of +/- 2.26%



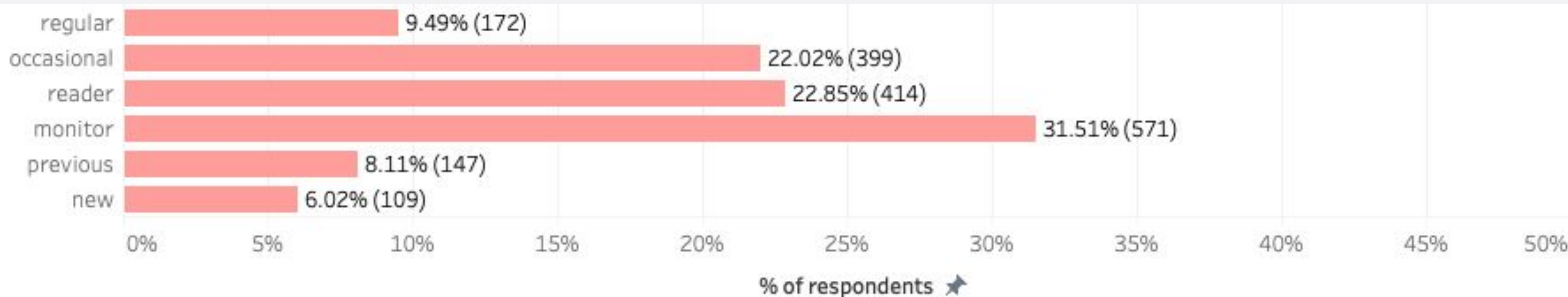
DEMOGRAPHICS

**Lots of charts will follow, but only basic ones.
There are many more in the report.**

Participant types

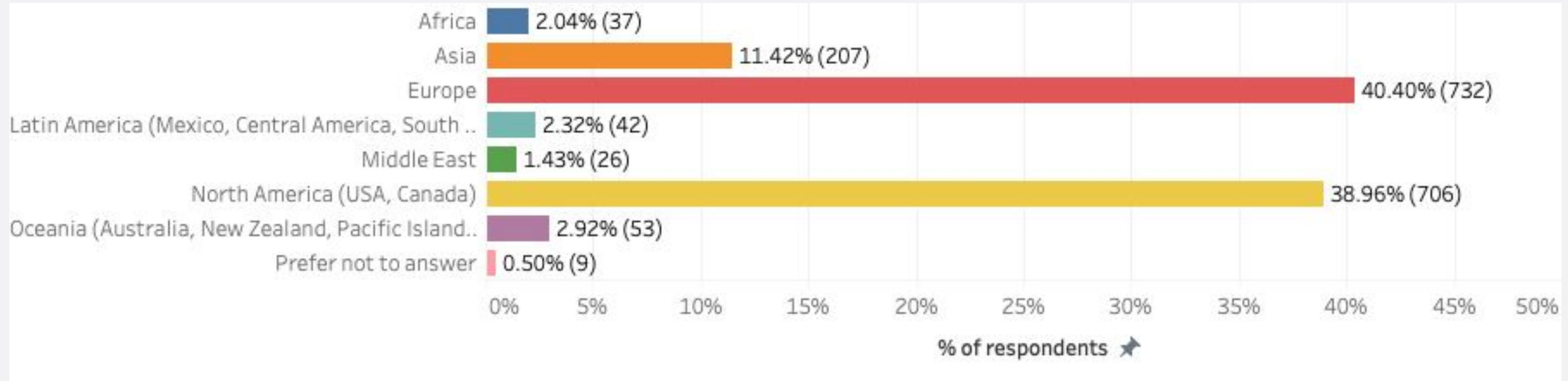
How would you best describe your participation in IETF mailing lists?

- I regularly post (“regular”)
- I occasionally post (“occasional”)
- I regularly read messages but never post (“reader”)
- I monitor message subjects and occasionally read but never post (“monitor”)
- I no longer read or post but I used to (“ex-participant”)
- I have recently subscribed and I am still deciding how I fit in (“new participant”)
- I have never read or posted to any IETF mailing list (“non-participant”)



Geography

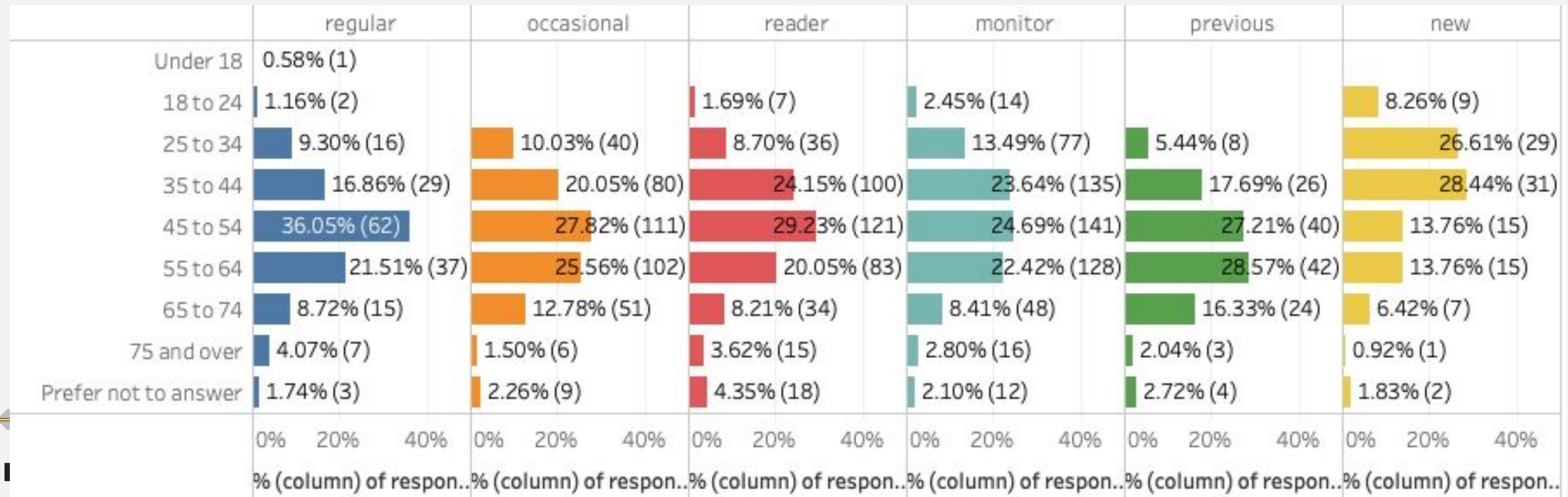
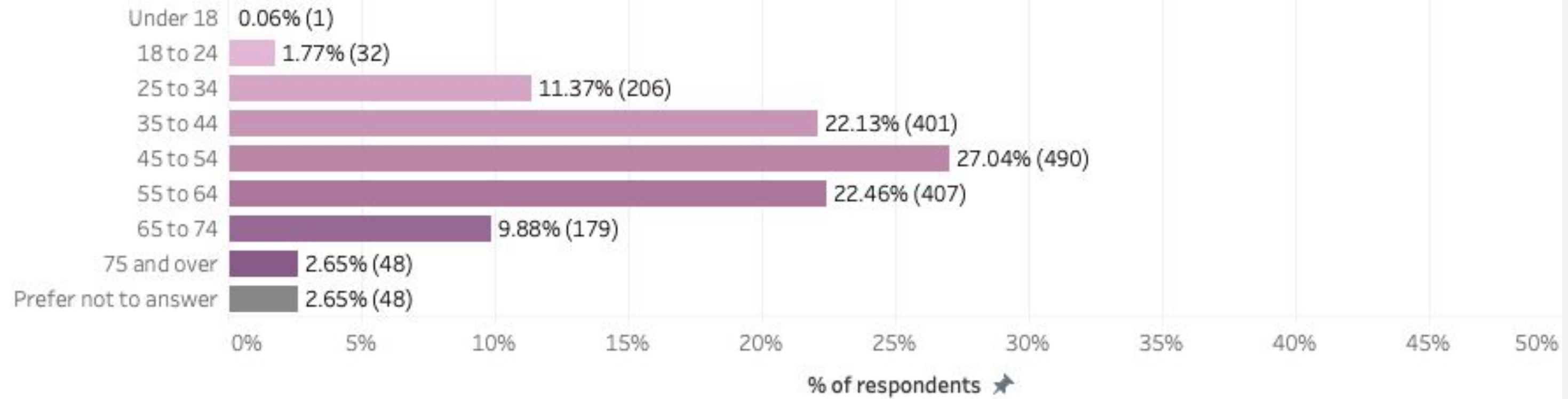
In what region do you live?



	regular	occasional	reader	monitor	previous	new
Africa	1.16% (2)	1.50% (6)	3.86% (16)	1.93% (11)		1.83% (2)
Asia	12.21% (21)	7.52% (30)	16.67% (69)	8.93% (51)	12.93% (19)	15.60% (17)
Europe	36.63% (63)	41.60% (166)	35.75% (148)	43.43% (248)	36.73% (54)	48.62% (53)
Latin America (Mexico, Ce..	1.74% (3)	1.25% (5)	3.38% (14)	2.10% (12)	2.04% (3)	4.59% (5)
Middle East	1.74% (3)	1.25% (5)	1.69% (7)	1.40% (8)	2.04% (3)	
North America (USA, Cana..	42.44% (73)	43.86% (175)	35.99% (149)	38.88% (222)	40.82% (60)	24.77% (27)
Oceania (Australia, New Z..	2.91% (5)	2.76% (11)	2.42% (10)	2.98% (17)	4.76% (7)	2.75% (3)
Prefer not to answer	1.16% (2)	0.25% (1)	0.24% (1)	0.35% (2)	0.68% (1)	1.83% (2)
	0.0 0.2 0.4	0.0 0.2 0.4	0.0 0.2 0.4	0.0 0.2 0.4	0.0 0.2 0.4	0.0 0.2 0.4
	% (column) of respo..	% (column) of respo..	% (column) of respo..	% (column) of respo..	% (column) of respo..	% (column) of respo..

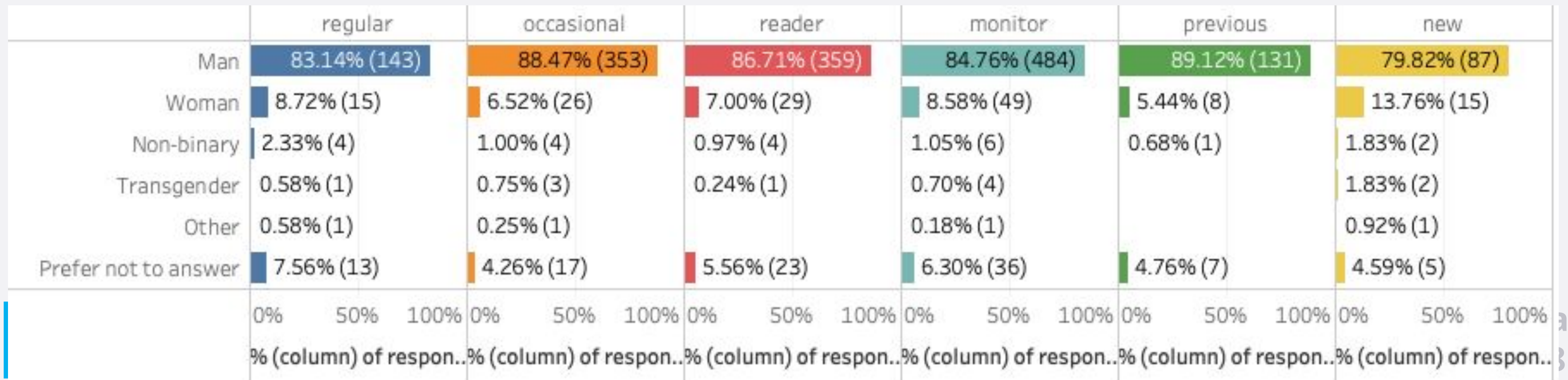
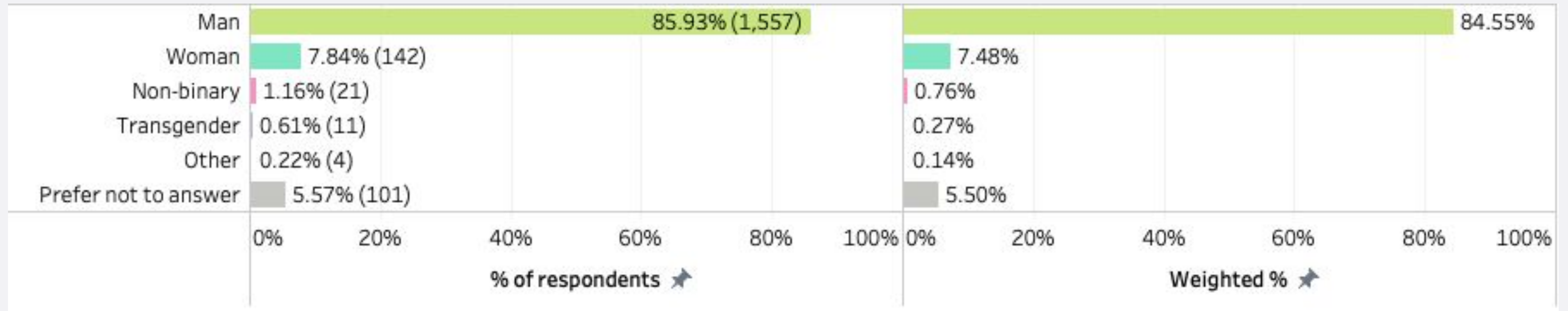
Age

How old are you?



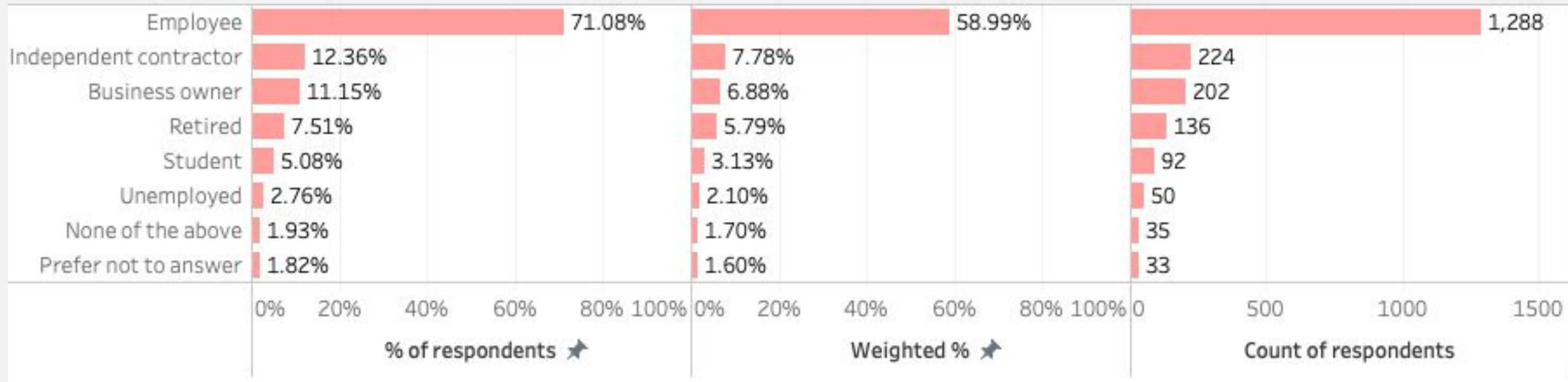
Gender

What is your gender? (check all that apply)



Employment

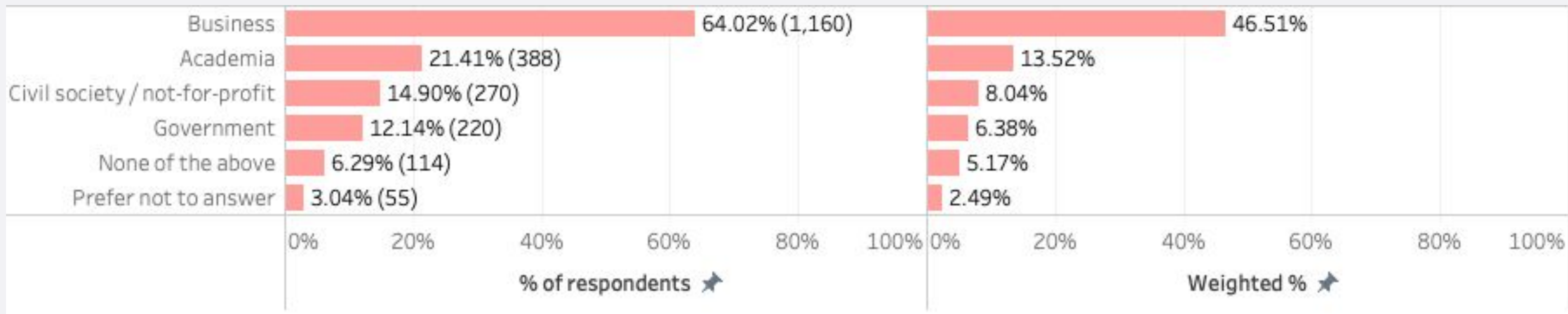
What is your employment status? (check all that apply)



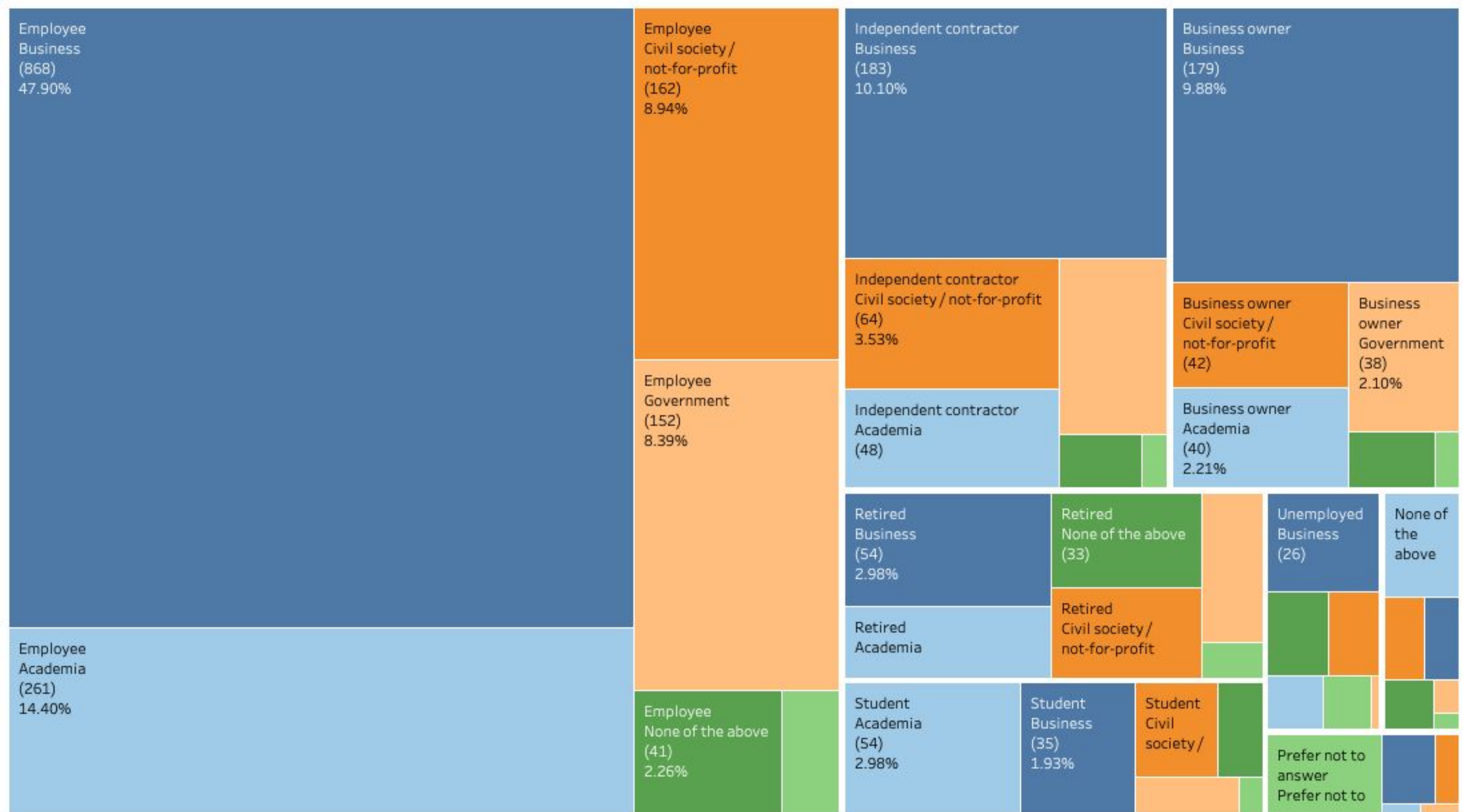
	regular	occasional	reader	monitor	previous	new
Employee	73.26% (126)	68.17% (272)	70.29% (291)	73.38% (419)	70.75% (104)	69.72% (76)
Independent contractor	16.28% (28)	14.04% (56)	10.87% (45)	13.13% (75)	9.52% (14)	5.50% (6)
Business owner	12.79% (22)	13.03% (52)	10.87% (45)	9.46% (54)	10.20% (15)	12.84% (14)
Retired	7.56% (13)	8.52% (34)	7.00% (29)	5.95% (34)	15.65% (23)	2.75% (3)
Student	4.65% (8)	2.76% (11)	6.04% (25)	5.43% (31)	2.04% (3)	12.84% (14)
Unemployed	4.65% (8)	3.76% (15)	3.14% (13)	1.75% (10)	0.68% (1)	2.75% (3)
None of the above	1.16% (2)	1.75% (7)	2.42% (10)	2.45% (14)		1.83% (2)
Prefer not to answer	1.74% (3)	1.50% (6)	2.66% (11)	1.05% (6)	2.72% (4)	2.75% (3)

Sector

What sectors do you work in? (check all that apply)



Employment / Sector





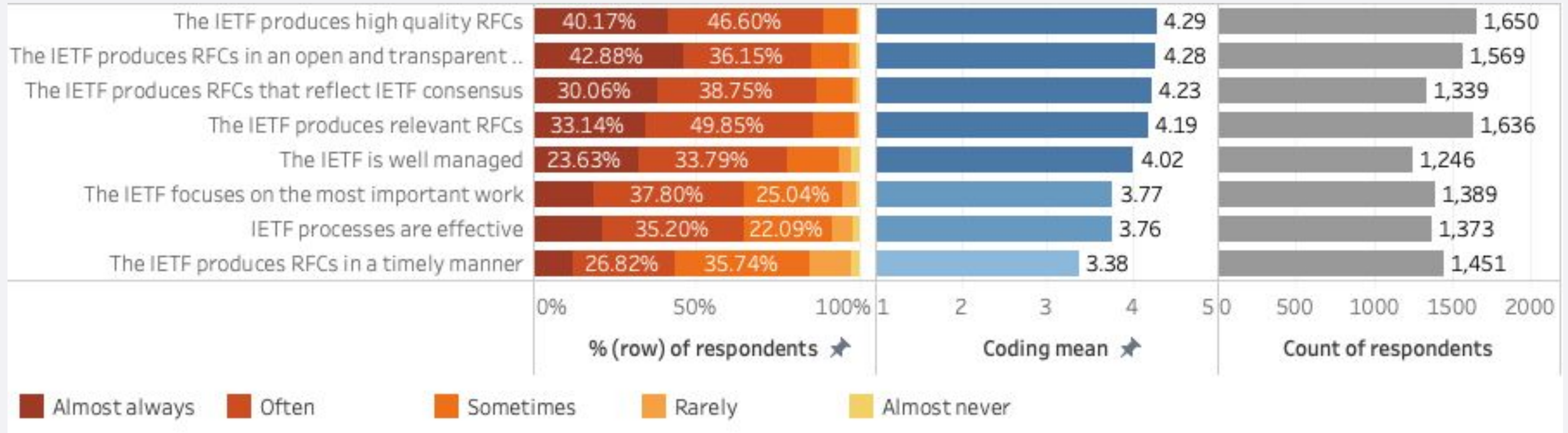
KEY FINDINGS

Note: this is the abridged version that misses some of the important nuances



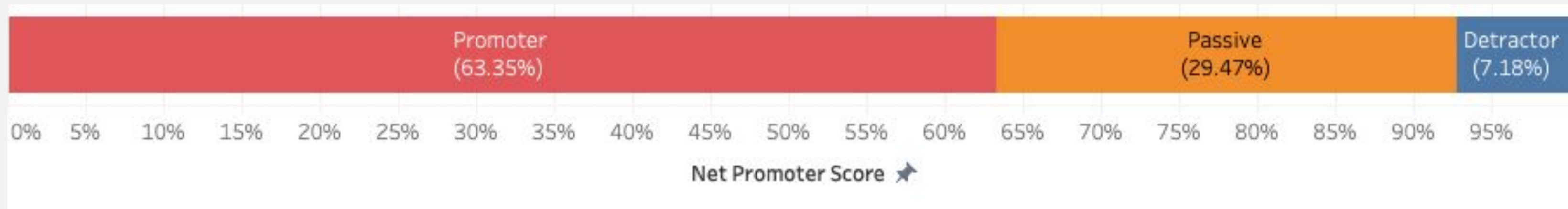
The IETF is good at delivering its mission and principles but could do much better

Q25. How true are the following statements about the work of the IETF?



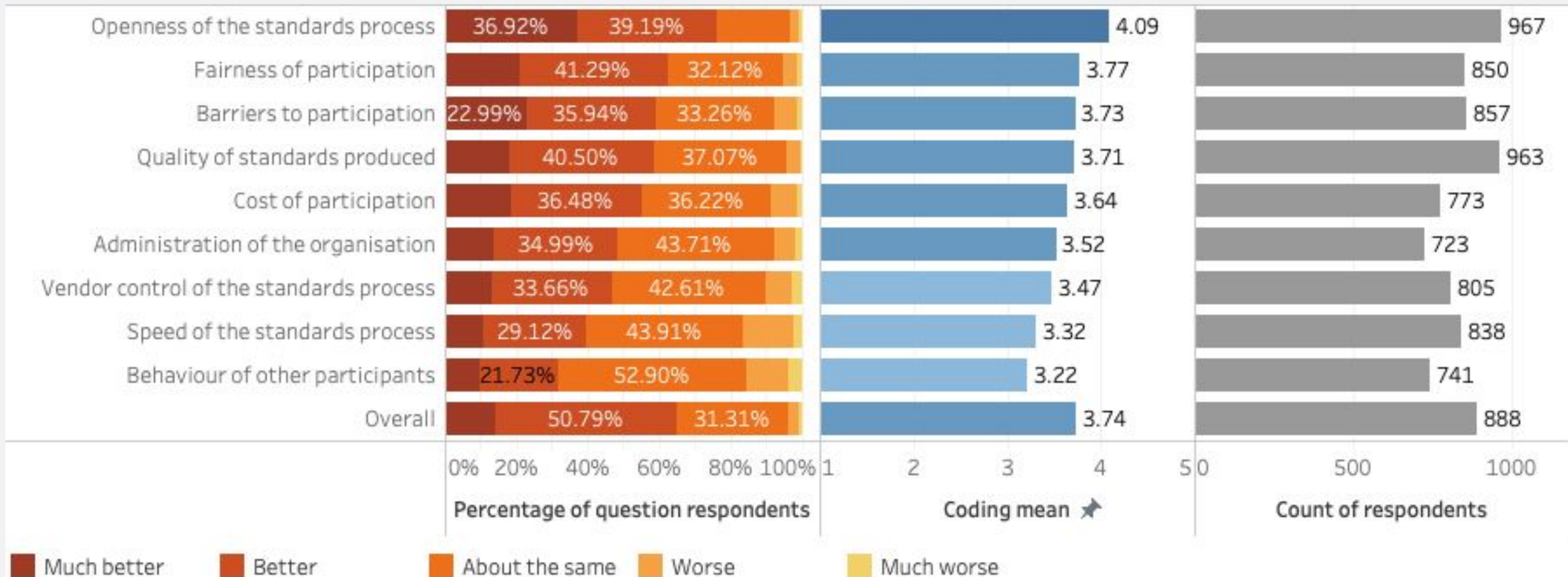
The IETF is considered a very important organisation that outperforms its peers in all respects

Q28. How important is the IETF for the development of the Internet?



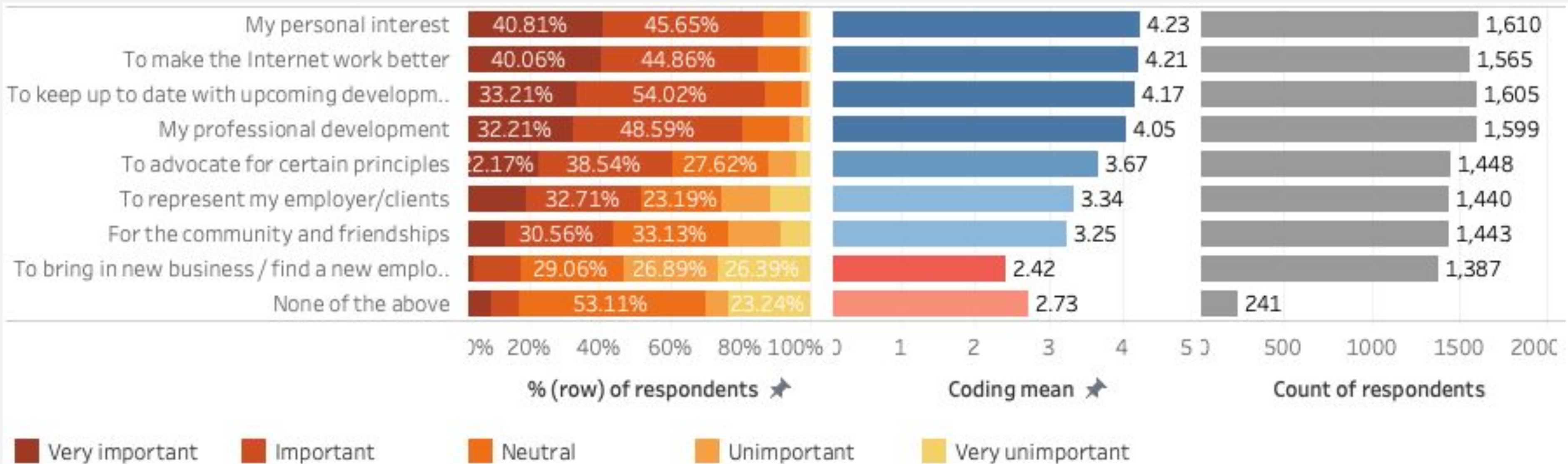
The IETF is considered a very important organisation that outperforms its peers in all respects

Q30. How well do you think the IETF compares to other standards settings organisations for the following aspects?



Participation is driven by personal interest and a specific technology, not business or employer goals

Q12. How important to you are the following reasons for participating in the IETF?



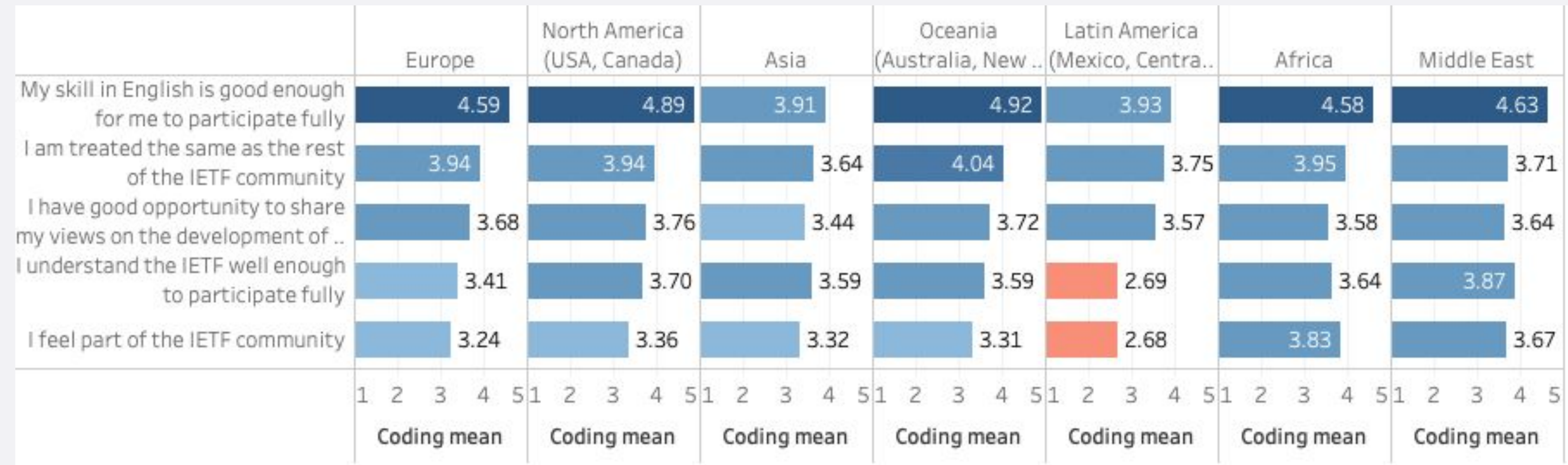
The IETF still has a problem with gender diversity but there are signs of improvement

Q26. How true are the following statements about your participation in the IETF?



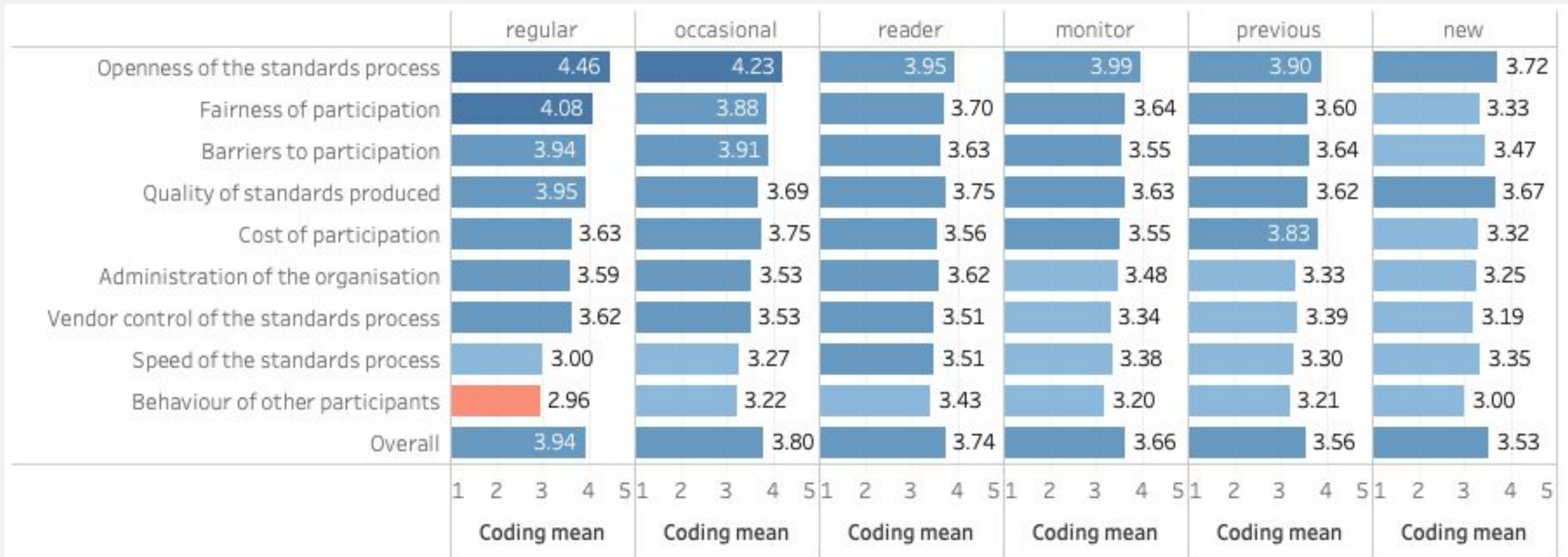
Participation is dominated by people from just two regions and there are multiple factors behind that

Q26. How true are the following statements about your participation in the IETF?



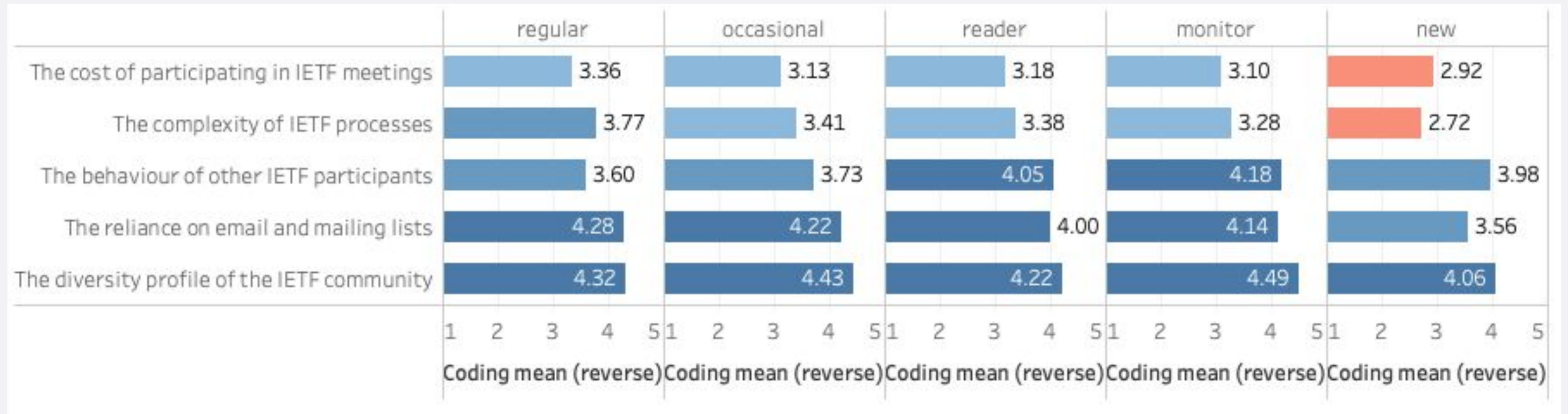
There is a problem with behaviour but it is hard to pin down

Q30. How well do you think the IETF compares to other standards settings organisations for the following aspects?



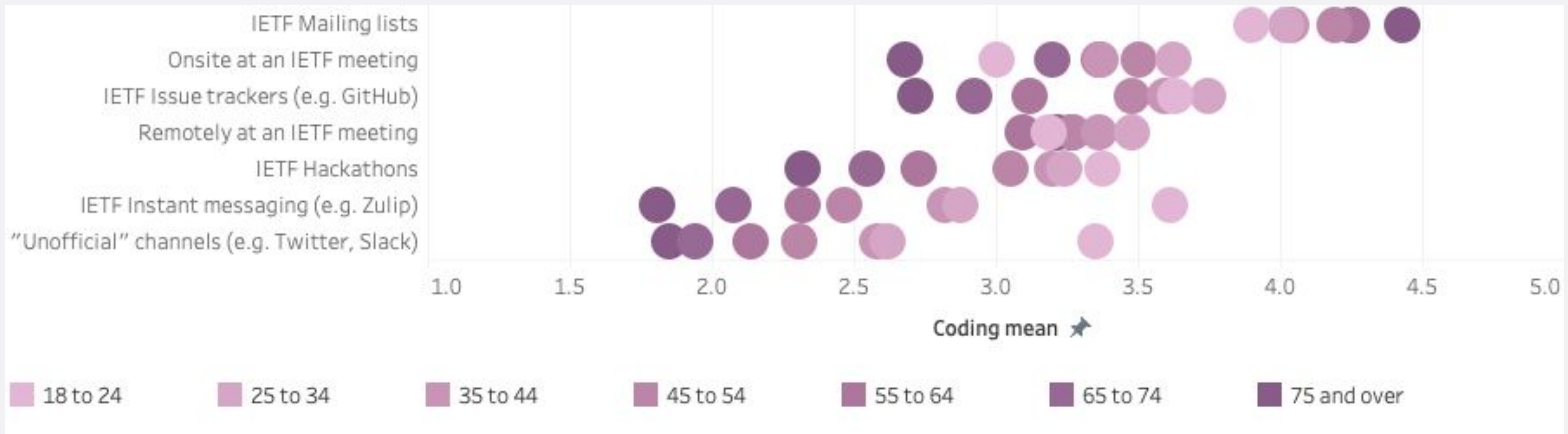
New participants need to learn a lot to be effective and without that, people can feel excluded

Q26a. Do any of the following hinder or deter you from participating in the IETF?



Email is still universally preferred, but new participants are more comfortable with multiple mechanisms of participation

Q24. How do you prefer to participate in the discussions and decisions of the IETF?



thank you.