

SUPA
Network Working Group
Internet Draft
Intended status: Informational
Expires: October 7, 2016

J. Bi
Tsinghua University
G. Karagiannis
J. Strassner
Huawei Technologies
M. Klyus
NetCracker
Q. Sun
China Telecom
Luis M. Contreras
Telefonica
April 7, 2016

Problem Statement for Simplified Use of Policy Abstractions (SUPA)
draft-bi-supa-problem-statement-00

Abstract

Simplified Use of Policy Abstractions (SUPA) defines a set of rules that define how services are designed, delivered, and operated within an operator's environment independent of any one particular service or networking device. SUPA expresses policy rules using a generic policy information model, which serves as a unifying influence to enable different data model implementations to be simultaneously developed.

Status of this Memo

This Internet-Draft is submitted in full conformance with the provisions of BCP 78 and BCP 79.

Internet-Drafts are working documents of the Internet Engineering Task Force (IETF), its areas, and its working groups. Note that other groups may also distribute working documents as Internet-Drafts.

Internet-Drafts are working documents of the Internet Engineering Task Force (IETF). Note that other groups may also distribute working documents as Internet-Drafts. The list of current Internet-Drafts is at <http://datatracker.ietf.org/drafts/current/>.

Internet-Drafts are draft documents valid for a maximum of six months and may be updated, replaced, or obsoleted by other documents at any time. It is inappropriate to use Internet-Drafts as reference material or to cite them other than as "work in progress."

This Internet-Draft will expire on October 5, 2016.

Copyright Notice

Copyright (c) 2016 IETF Trust and the persons identified as the document authors. All rights reserved.
This document is subject to BCP 78 and the IETF Trust's Legal Provisions Relating to IETF Documents (<http://trustee.ietf.org/license-info>) in effect on the date of publication of this document. Please review these documents carefully, as they describe your rights and restrictions with respect to this document. Code Components extracted from this document must include Simplified BSD License text as described in Section 4.e of the Trust Legal Provisions and are provided without warranty as described in the Simplified BSD License.

Table of Contents

1. Introduction.....	2
1.1. Problem Statement.....	3
1.2. Proposed Solution.....	4
1.3. Value of the SUPA Approach	5
2. Application of Generic Policy-based Management.....	6
2.1. ECA Examples.....	6
3. Related Work.....	7
3.1. Related Work within the IETF.....	7
3.1.1. I2RS Working Group.....	7
3.1.2. L3SM Working Group.....	7
3.1.3. ALTO Working Group.....	8
3.1.4. TEAS Working Group.....	8
3.1.5. BESS Working Group.....	8
3.1.6. SFC Working Group.....	9
3.1.7. NVO3 Working Group.....	9
3.1.8. ACTN BoF (IETF-90).....	9
3.1.9. Previous IETF Policy Models.....	9
3.2. Related Work outside the IETF.....	10
3.2.1. TM Forum.....	10
3.2.2. MEF.....	10
3.2.3. Open Daylight.....	11
3.2.4. Open Networking Foundation.....	11
3.2.5. OpenStack.....	12
3.2.6. The NEMO Project (Not a BoF Yet).....	12
3.2.7. The Floodlight Project.....	13
3.2.8. The ONOS Project.....	13
4. Conclusions - Value of SUPA.....	13
5. Security Considerations.....	14
6. IANA Considerations.....	14
7. Contributors.....	14
8. Acknowledgments.....	14
9. References.....	14
9.1 Informative References.....	14
Authors' Addresses	15

1. Introduction

The rapid growth in the variety and importance of traffic flowing over increasingly complex enterprise and service provider network architectures makes the task of network operations and management applications and deploying new services much more difficult. In addition, network operators want to deploy new services quickly and efficiently. Two possible mechanisms for dealing with this growing difficulty are the use of software abstractions to simplify the design and configuration of monitoring and control operations and the use of programmatic control over the configuration and operation of such networks. Policy-based management can be used to combine these two mechanisms into an extensible framework.

Policy rules can be used to express high-level network operator requirements directly, or from a set of management applications, to a network management or element system. The network management or element system can then control the configuration and/or monitoring of network elements and services.

Simplified Use of Policy Abstractions (SUPA) will define a generic policy information model (GPIM) [SUPA-info-model] for use in network operations and management applications. The GPIM defines concepts and terminology needed by policy management independent of the form and content of the policy rule. The ECA Policy Rule Information Model (EPRIM) [SUPA-info-model] extends the GPIM to define how to build policy rules according to the event-condition-action paradigm.

Both the GPIM and the EPRIM are targeted at controlling the configuration and monitoring of network elements throughout the service development and deployment lifecycle. The GPIM and the EPRIM will both be translated into corresponding YANG [RFC6020] modules that define policy concepts, terminology, and rules in a generic and interoperable manner; additional YANG modules may also be defined from the GPIM and/or EPRIM to manage specific functions.

The key benefit of policy management is that it enables different network elements and services to be instructed to behave the same way, even if they are programmed differently. Management applications will benefit from using policy rules that enable scalable and consistent programmatic control over the configuration and monitoring of network elements and services.

1.1. Problem Statement

Network operators must construct networks of increasing size and complexity in order to improve their availability and quality, as more and more business services depend on them.

Currently, different technologies and network elements require different forms of the same policy that governs the production of

network configuration snippets. The power of policy management is its applicability to many different types of systems, services, and networking devices. This provides significant improvements in configuration agility, error detection, and uptime for operators.

Many different types of actors can be identified that can use a policy management system, including applications, end-users, developers, network administrators, and operators. Each of these actors typically has different skills and uses different concepts and terminologies. For example, an operator may want to express that only Platinum and Gold users can use streaming and interactive multimedia applications. As a second example, an operator may want to define a more concrete policy rule that looks at the number of dropped packets. If, for example, this number exceeds a certain threshold value, then the applied queuing, dropping and scheduling algorithms could be changed in order to reduce the number of dropped packets. The power of SUPA is that both of these examples may be abstracted. For example, in the latter example, different thresholds and algorithms could be defined for different classes of service.

1.2. Proposed Solution

SUPA enables network operators to express policies to control network configuration and monitoring data models in a generic manner. The configuration and monitoring processes are independent of device, as well as domain or type of application, and result in configuration according to YANG data models.

Both of the examples in section 1.1 can be referred to as "policy rules", but they take very different forms, since they are defined at different levels of abstraction and likely authored by different actors. The first example described a very abstract policy rule, and did not contain any technology-specific terms, while the second example included more concrete policy rules and likely used technical terms of a general (e.g., IP address range and port numbers) as well as vendor-specific nature (e.g., specific algorithms implemented in a particular device). Furthermore, these two policy rules could affect each other. For example, Gold and Platinum users might need different device configurations to give the proper QoS markings to their streaming multimedia traffic. This is very difficult to do if a common policy framework does not exist.

Note that SUPA is not limited to any one type of technology. While the above two policies could be considered "QoS" policies, other examples include:

- network elements must not accept passwords for logins
- all SNMP agents in this network must drop all SNMP traffic unless it is originating from, or targeting, the management network

- Periodically perform workload consolidation if average CPU utilization falls below X%

The above three examples are not QoS related; this emphasizes the utility of the SUPA approach in being able to provide policies to control different types of network element configuration and/or monitoring snippets.

There are many types of policies. SUPA differentiates between "management policies" and "embedded policies". Management policies are used to control the configuration of network elements. Management policies can be interpreted externally to network elements, and the interpretation typically results in configuration changes of collections of network elements. In contrast, "embedded policies" are policies that are embedded in the configuration of network elements, and are usually interpreted on network elements in isolation. Since embedded policies are interpreted in the network device, they are typically composed in a very specific fashion to run at near-realtime timescales.

1.3. Value of the SUPA Approach

SUPA will achieve an optimization and reduction in the amount of work required to define and implement policy-based data models in the IETF. This is due to the generic and extensible framework provided by SUPA.

SUPA defines policy independent of where it is located. Other WGs are working on embedding policy in the configuration of a network element; SUPA is working on defining policies that can be interpreted external to network elements (i.e., management policies). Hence, SUPA policies can be used to define the behavior of and interaction between embedded policies.

Since the GPIM defines common policy terminology and concepts, it can be used to both define more specific policies as part of a data model as well as derive a (more abstract) information model from a (more specific) data model.

This latter approach may be of use in discovering common structures that occur in data models that have been designed in isolation of each other.

The SUPA policy framework defines a set of consistent, flexible, and scalable mechanisms for monitoring and controlling resources and services. It may be used to create a management and operations interface that can enable existing IETF data models, such as those from I2RS and L3SM, to be managed in a unified way that is independent of application domain, technology and vendor. Resource and service management become more effective, because policy

defines the context that different operations, such as configuration and monitoring, are applied to.

2. Application of Generic Policy-based Management

This section provides examples of how SUPA can be used to define different types of policies. Examples applied to various domains, including system management, operations management, access control, routing, and service function chaining, are also included.

2.1. ECA Examples

ECA policies are rules that consist of an event clause, a condition clause, and an action clause.

Network Service Management Example

Event: too many interface alarms received from an L3VPN service
Condition: alarms resolve to the same interface within a specified time period
Action: if error rate exceeds x% then put L3VPN service to Error State and migrate users to one or more new L3VPNs

Security Management Example

Event: anomalous traffic detected in network
Condition: determine the severity of the traffic
Action: apply one or more actions to affected NEs based on the type of the traffic detected (along with other factors, such as the type of resource being attacked if the traffic is determined to be an attack)

Traffic Management Examples

Event: edge link close to being overloaded by incoming traffic
Condition: if link utilization exceeds Y% or if link utilization average is increasing over a specified time period
Action: change routing configuration to other peers that have better metrics

Event: edge link close to be overloaded by outgoing traffic
Condition: if link utilization exceeds Z% or if link utilization average is increasing over a specified time period
Action: reconfigure affected nodes to use source-based routing to balance traffic across multiple links

Service Management Examples

Event: alarm received or periodic time period check
Condition: CPU utilization level comparison
Action: no violation: no action
violation:
1) determine workload profile in time interval
2) determine complementary workloads (e.g., whose peaks are at different times in day)
3) combine workloads (e.g., using integer programming)

Event: alarm received or periodic time check
Condition: if DSCP == AF_xy and throughput < T% or packet loss > P%
Action: no: no action
yes: remark to AF_x'y'; reconfigure queuing; configure shaping to S pps; ...

Note: it is possible to construct an ECA policy rule that is directly tied to configuration parameters.

3. Related Work

3.1. Related Work within the IETF

3.1.1. I2RS Working Group

I2RS defines an interface that interacts with the routing system using a collection of protocol-based control or management interfaces. Users of I2RS interfaces are typically management applications and controllers. SUPA does not directly interface to the routing system. Rather, SUPA uses data produced by I2RS (e.g., topological information) to construct its policies.

3.1.2. L3SM Working Group

L3SM defines an L3 VPN service model that can be used for communication between customers and network operators. This model enables an orchestration application or customers to request network services provided by L3 VPN technologies. The implementation of network services is often guided by specific policies, and SUPA provides a tool that can help with the mapping of L3 VPN service requests to L3 VPN configurations of network elements.

3.1.3. ALTO Working Group

The ALTO working group defined an architecture for exposing topology information, more specifically the cost of paths through an infrastructure, as defined in [RFC7285]. ALTO services are able to provide network maps defined as groups of endpoints, and can therefore represent any granularity of network, from the physical to groups of networks following similar paths or restraints. Although this model can represent different levels of granularities, it is not clear if it could be adapted easily for other purposes than providing cost maps in the context of ALTO. The ALTO model is meant to be used outside of the trust domain of an ISP by external clients.

SUPA does not generate data that is similar to ALTO. Rather, SUPA could use ALTO data as part of its policies to configure services and/or resources.

3.1.4. TEAS Working Group

The Traffic Engineering Architecture and Signaling (TEAS) working group is responsible for defining MPLS- and GMPLS-based Traffic Engineering architectures that enable operators to control how specific traffic flows are treated within their networks. It covers YANG models for a traffic engineering database. In coordination with other working groups (I2RS) providing YANG models for network topologies.

Both TEAS and SUPA use YANG data models. SUPA does not generate traffic engineering (TE) data. However, SUPA could use TE data as part of its policies for configuring resources and/or services. SUPA could also define policies that define which service, path, and link properties to use for a given customer, and consequently, which protocol extensions to use. TEAS data could also be used to enable operators to define how particular traffic flows are treated in a more abstract (but still consistent) manner.

3.1.5. BESS Working Group

The BGP Enabled Services (BESS) working group defines and extends network services that are based on BGP. This includes BGP/MPLS IP provider-provisioned L3VPNs, L2VPNs, BGP-enabled VPN solutions for use in data center networking, and extensions to BGP-enabled solutions to construct virtual topologies in support of services such as Service Function Chaining. The working group is also chartered to work on BGP extensions to YANG models and data models for BGP-enabled services. Both BESS and SUPA use YANG data models. SUPA could generate BGP configurations by using data defined by BESS as part of its policies for configuring resources and/or services.

SUPA could also define policies that govern different aspects of services defined by BESS.

3.1.6. SFC Working Group

The Service Function Chaining (SFC) working group defines a mechanism where traffic is classified; that classification is then use to select an ordered set of services to pass the traffic through.

Both SFC and SUPA use YANG data models. SUPA could define policies that augment the functionality of SFC in several different ways, including: (1) path selection based on context, (2) which set of mechanisms to use to steer traffic through which set of service functions, (3) simplify the definition of dynamic service function chains (e.g., service paths that change based upon a set of data that is discovered at runtime), and (4) scalable mechanisms to monitor and control the configuration of SFC components.

3.1.7. NVO3 Working Group

The NVO3 group proposes a way to virtualize the network edge for data centers in order to be able to move virtual instances without impacting their network configuration. This is realized through a centrally controlled overlay layer-3 network. The NVO3 work is not about defining policy information; rather, it uses policy information to perform some functions. Both NVO3 and SUPA use YANG data models. SUPA could define policies that define how the logically centralized network virtualization management entity (or entities) of NVO3 behave (e.g., the functions in the network virtualization control plane).

3.1.8. ACTN BoF (IETF-90)

The ACTN proposed work, as described in [actn] framework, has two main goals, the abstraction of multiple optical transport domains into a single controller offering a common abstract topology, and the splitting of that topology into abstract client views that are usually a fraction of the complete network. The ACTN work is therefore about unification of several physical controllers into a virtual one, and also about the segmentation, isolation and sharing of network resources. The ACTN work is not about defining policy information. Both ACTN and SUPA use YANG data models. SUPA could define policies that define the behavior of the controller.

3.1.9. Previous IETF Policy Models

SUPA is technology-neutral, previous RFCs weren't. SUPA defines a common structure from which ECA policies can be defined; this was not possible in previous RFCs. Previous RFCs do NOT define metadata,

and do NOT enable policies to formally define obligation, permission, and related concepts. Finally, SUPA uses software patterns, which previous RFCs didn't.

A more complete analysis is in Appendix A of [SUPA-info-model].

3.2. Related Work outside the IETF

3.2.1. TM Forum

The TM Forum (a.k.a., the TeleManagement Forum) develops standards and best practices, research, and collaborative programs focused on digital business transformation. It consists of three major programs:

- 1) Agile Business and IT
- 2) Customer Centricity (experience)
- 3) Open Digital Ecosystem

Of these, the ZOOM (Zero-touch Orchestration, Operations, and Management) project, located in the Agile Business and IT project, is the main sub-project in this area that is of interest to SUPA.

Within ZOOM, the Foundational Studies project contains work on an information model and management architecture that are directly relevant to SUPA. The TMF Information Model, Policy, and Security working groups are involved in this work.

The ZOOM information model updates the existing Shared Information and Data (SID) information model to add support for the management of physical and virtual infrastructure, event- and data-driven systems, policy management (architecture and model), metadata for describing and prescribing behavior that can support changes at runtime, and access control. The policy information model defines imperative (ECA), declarative (intent-based), utility function, and promise policies. The work in [SUPA-info-model] is based on, but extends and enhances, the ZOOM ECA model and provides additional detail not currently present in ZOOM.

There is currently no plan to use the utility function and promise policies of ZOOM in SUPA. Finally, it should be noted that the data model work planned for SUPA is not currently planned for the ZOOM project.

3.2.2. MEF

The MEF (originally named the Metro Ethernet Forum) develops architecture, service and management specifications related to Carrier Ethernet (CE). The CE architecture includes the definition of several interfaces specific to CE like the User Network Interface (UNI) and External Network Network Interface (ENNI). Specifications

developed in this space include the definitions of CE services, CE service attributes, Ethernet Access Services, Class of Service, OAM and Management interfaces, Service Activation and Test. The more recent vision of the MEF is described as The Third Network, and includes plans to develop Lifecycle Service Orchestration with APIs for existing network, NFV, and SDN implementations enabling Agile, Assured, and Orchestrated Services. This stage of the MEF activity is now in early phases with focus on architectural work.

The MEF has developed a number of Information and Data Models, and has recently started a project that uses YANG to model and manage the services defined by the MEF. While the MEF has created rigorous definitions of these services, they are specific to transport technology, and they do not currently include and rely on policies.

3.2.3. Open Daylight

Open Daylight network controller implements a number of models through its service abstraction Layer (MD-SAL) based on draft IETF Yang models. Open Daylight is an open source project. Two of these could be relevant to SUPA in the future (since they both are focused on declarative policies, which are currently out of scope for SUPA) and are described below.

3.2.3.1. Network Intent Composition (NIC)

The Network Intent Composition project aims at providing better flexibility by using declarative policies. It does not cover other types of policies, such as ECA policy rules. The intent-based interface aims to provide a high level of abstraction, primarily for use by an application developer. Its progress has recently stalled.

3.2.3.2. Group Based Policy

The Group Based Policy project defines an application-centric policy model for Open Daylight that separates information about application connectivity requirements from information about the underlying details of the network infrastructure. The model is positioned as declarative, but uses a relational approach to specifying policy. It does not cover other types of policies, such as ECA policy rules.

3.2.4. Open Networking Foundation

The ONF created a group responsible of defining northbound interfaces, but this hasn't lead to the publication of standards in this area so far. A blog entry on the ONF web site showed an interest in using the principle of intents at ONF, but no details were provided on the status of this project. A members-only whitepaper was recently published.

3.2.5. OpenStack

OpenStack software controls large pools of compute, storage, and networking resources throughout a datacenter, managed through a dashboard or via the OpenStack API. OpenStack works with popular enterprise and open source technologies making it ideal for heterogeneous infrastructure. Few of the below mentioned OpenStack projects provides policy abstraction and better flexibility to the user.

3.2.5.1. Group-Based Policy

The Group-Based Policy project for OpenStack Neutron is built around entities assembled in Endpoints Groups (EPG) that provide or consume Contracts. Such Contracts are hierarchical entities containing policy rules. A first version was released in January 2015, based on the Juno release. This type of approach is more relational than declarative, but could be used to describe a large amount of possible scenarios. It has the advantage of providing a relatively simple policy model that covers a large applicability. From an OpenStack point of view, the scope of Group-Based Policies is limited to networking within the Neutron module. Note that other types of policies, such as ECA policies, are not covered in Group-Based Policy.

3.2.5.2. Congress

The Congress project within OpenStack provides a way to define complex policies using extensions to the Datalog language. Datalog is entirely declarative, and its evaluation is based on first-order logic with restrictions. This gives it interesting properties, such as providing the same result no matter the order in which the statements are made. The language allows for the definition of types and for active enforcement or verification of the policies. However, it does not cover ECA policies.

There is a significant body of knowledge and experience relating to declarative languages and their implementation. Congress policies aim at manipulating objects exposed by multiple OpenStack modules, and is therefore larger in scope than network element policies.

3.2.6. The NEMO Project (not a BoF yet)

The NEMO project is a research activity aimed at defining a simple framework for "intent-based" networking. This project concentrates on creating a domain-specific language and associated API, not a model or even a rigorous definition of what a policy rule is. NEMO does not define ECA policies.

The NEMO syntax defines a very simple information model that has three basic elements for network manipulation: nodes, links, and

flows. A policy rule is NOT defined in this model. Rather, policy is defined as a command. The NEMO project has been successfully demonstrated at IETF-91, along with a companion graphical user interface.

NEMO declarative policies use a flatter, simpler object model with fewer objects to represent targets of policy. NEMO uses a condition-action paradigm to execute its declarative policies. In contrast, SUPA uses a richer class model to represent ECA policies. However, SUPA has not proposed a language.

3.2.7. The Floodlight Project

The Floodlight is an OpenFlow-enabled SDN controller. It uses another open source project called Indigo to support OpenFlow and manage southbound devices. The Indigo agent also supports an abstraction layer to make it easy to integrate with physical and virtual switches. It supports configuration of an abstraction layer so that it can configure OpenFlow in hybrid mode.

3.2.8. The ONOS Project

The ONOS is an SDN controller design for Service Provider networks. It uses a distributed architecture, and supports abstraction for both southbound and northbound interfaces. Its modules are managed as OSGi bundles. It is an open source project. ONOS announced an "application-intent framework". However, no object model or language has been defined yet.

4. Conclusions: the Value of SUPA

SUPA can be used to define high-level, possibly network-wide policies to create interoperable network element configuration snippets. SUPA expresses policies and associated concepts using a generic policy information model, and produces generic policy YANG data modules. SUPA focuses on management policies that control the configuration of network elements. Management policies can be interpreted outside of network elements, and the interpretation typically results in configuration changes to collections of network elements.

Policies embedded in the configuration of network elements are not in the scope of SUPA. In contrast to policies targeted by SUPA, embedded policies are usually interpreted on network elements in isolation, and often at timescales that require the representation of embedded policies to be optimized for a specific purpose.

The SUPA information model generalizes common concepts from multiple technology-specific data models, and makes it reusable. Conceptually, SUPA can be used to interface and manage existing and future data models produced by other IETF working groups. In

addition, by defining an object-oriented information model with metadata, the characteristics and behavior of data models can be better defined.

5. Security Considerations

Security is a key aspect of any protocol that allows state installation and extracting detailed configuration states of network elements. This places additional security requirements on SUPA (e.g., authorization, and authentication of network services) that needs further investigation. Moreover, policy interpretation can lead to corner cases and side effects that should be carefully examined, e.g., in case policy rules are conflicting with each other.

6. IANA Considerations

This document has no actions for IANA.

7. Contributors

The following people all contributed to creating this document, listed in alphabetical order:

Parviz Yegani, Juniper Networks
Vikram Choudhary, Huawei Technologies
Diego Lopez, Telefonica I+D
Dan Romascanu, Avaya
J. Schoenwaelder, Jacobs University, Germany
Will(Shucheng) Liu, Huawei Technologies
Tina Tsou
Jean-Francois Tremblay

8. Acknowledgments

This document has benefited from reviews, suggestions, comments and proposed text provided by the following members: H. Rafiee, J. Saperia, C. Zhou, Spencer Dawkins, Xing Li, Chongfeng Xie, Benoit Claise, Ian Farrer, Marc Blancet, Zhen Cao, Hosnieh Rafiee, Mehmet Ersue, Simon Perreault, Fernando Gont, Jose Saldana, Tom Taylor, Kostas Pentikousis, Juergen Schoenwaelder, Eric Voit, Scott O. Bradner, Marco Liebsch, Scott Cadzow, Marie-Jose Montpetit.

9. References

9.1. Informative References

[RFC6020] Bjorklund, M., "YANG - A Data Modeling Language for the Network Configuration Protocol (NETCONF)", RFC 6020, October 2010.

[RFC7285] R. Alimi, R. Penno, Y. Yang, S. Kiesel, S. Previdi, W. Roome, S. Shalunov, R. Woundy "Application-Layer Traffic Optimization (ALTO) Protocol", September 2014

[SUPA-info-model] J. Strassner, J. Halpern, J. Coleman, "Generic Policy Information Model for Simplified Use of Policy Abstractions (SUPA)", IETF Internet draft, draft-strassner-supa-generic-policy-info-model-05, March 2016

Authors' Addresses

Georgios Karagiannis
Huawei Technologies
Hansaallee 205,
40549 Dusseldorf,
Germany
Email: Georgios.Karagiannis@huawei.com

Maxim Klyus, Ed.
NetCracker
Kozhevnikovskaya str., 7 Bldg. #1
Moscow, Russia
E-mail: klyus@netcracker.com

Qiong Sun
China Telecom
No.118 Xizhimennei street, Xicheng District
Beijing 100035
P.R. China
Email: sunqiong@ctbri.com.cn

Luis M. Contreras
Telefonica I+D
Ronda de la Comunicacion, Sur-3 building, 3rd floor
Madrid 28050
Spain
Email: luismiguel.contrerasmurillo@telefonica.com
URI: <http://people.tid.es/LuisM.Contreras/>

John Strassner
Huawei Technologies
2330 Central Expressway
Santa Clara, CA 95138 USA
Email: john.sc.strassner@huawei.com

Jun Bi
Tsinghua University
Network Research Center, Tsinghua University
Beijing 100084
China
EMail: junbi@tsinghua.edu.cn

Network Working Group
Internet-Draft
Intended status: Informational
Expires: September 25, 2016

J. Halpern
Ericsson
J. Strassner
Huawei Technologies
March 21, 2016

Generic Policy Data Model for
Simplified Use of Policy Abstractions (SUPA)
draft-halpern-sup-a-generic-policy-data-model-00

Abstract

This document defines two YANG policy data models. The first is a generic policy model that is meant to be extended on an application-specific basis. The second is an exemplary extension of the first generic policy model, and defines rules as event-condition-action policies. Both models are independent of the level of abstraction of the content and meaning of a policy.

Status of this Memo

This Internet-Draft is submitted in full conformance with the provisions of BCP 78 and BCP 79.

Internet-Drafts are working documents of the Internet Engineering Task Force (IETF). Note that other groups may also distribute working documents as Internet-Drafts. The list of current Internet-Drafts is at <http://datatracker.ietf.org/drafts/current/>.

Internet-Drafts are draft documents valid for a maximum of six months and may be updated, replaced, or obsoleted by other documents at any time. It is inappropriate to use Internet-Drafts as reference material or to cite them other than as "work in progress."

This Internet-Draft will expire on August 17, 2016.

Copyright Notice

Copyright (c) 2016 IETF Trust and the persons identified as the document authors. All rights reserved.

This document is subject to BCP 78 and the IETF Trust's Legal Provisions Relating to IETF Documents (<http://trustee.ietf.org/license-info>) in effect on the date of publication of this document. Please review these documents carefully, as they describe your rights and restrictions with respect to this document. Code Components extracted from this document must include Simplified BSD License text as described in Section 4.e of the Trust Legal Provisions and are provided without warranty as described in the Simplified BSD License.

Table of Contents

1. Overview	2
2. Conventions Used in This Document	2
3. Terminology	3
3.1. Acronyms	3
3.2. Definitions	3
3.3. Symbology	4
4. Design of the SUPA Policy Data Models	4
5. SUPA Policy Data Model YANG Module	5
6. IANA Considerations	38
7. Security Considerations	38
8. Acknowledgments	38
9. References	38
9.1. Normative References	38
9.2. Informative References	38
Authors' Addresses	38

1. Overview

This document defines two YANG [RFC6020] [RFC6991] policy data models. The first is a generic policy model that is meant to be extended on an application-specific basis. It is derived from the Generic Policy Information Model (GPIM) defined in [1]. The second is an exemplary extension of the first (generic policy) model, and defines policy rules as event-condition-action tuples. Both models are independent of the level of abstraction of the content and meaning of a policy.

The GPIM defines a common framework as a set of model elements (e.g., classes, attributes, and relationships) that specify a common set of policy management concepts that are independent of the type of policy (e.g., imperative, procedural, declarative, or otherwise). The first YANG data model is a translation of the GPIM to a YANG module. The Eca Policy Rule Information Model (EPRIM), also defined in [1], extends the GPIM to represent policy rules that use the Event-Condition-Action (ECA) paradigm. The second YANG data model maps the EPRIM to YANG. The second YANG data model MAY be used to augment the functionality of the first YANG data model.

2. Conventions Used in This Document

The key words "MUST", "MUST NOT", "REQUIRED", "SHALL", "SHALL NOT", "SHOULD", "SHOULD NOT", "RECOMMENDED", "MAY", and "OPTIONAL" in this document are to be interpreted as described in [RFC2119]. In this document, these words will appear with that interpretation only when in ALL CAPS. Lower case uses of these words are not to be interpreted as carrying [RFC2119] significance.

3. Terminology

This section defines acronyms, terms, and symbology used in the rest of this document.

3.1. Acronyms

CNF	Conjunctive Normal Form
DNF	Disjunctive Normal Form
ECA	Event-Condition-Action
EPRIM	(SUPA) ECA Policy Rule Information Model
GPIM	(SUPA) Generic Policy Information Model
NETCONF	Network Configuration protocol
OAM&P	Operations, Administration, Management, and Provisioning
OCL	Object Constraint Language
OID	Object IDentifier
SUPA	Simplified Use of Policy Abstractions
UML	Unified Modeling Language
URI	Uniform Resource Identifier

3.2. Definitions

Action: a set of purposeful activities that have a set of associated behavior.

Boolean Clause: a logical statement that evaluates to either TRUE or FALSE. Also called Boolean Expression.

Condition: a set of attributes, features, and/or values that are to be compared with a set of known attributes, features, and/or values in order to make a decision. A Condition, when used in the context of a Policy Rule, is used to determine whether or not the set of Actions in that Policy Rule can be executed or not.

Constraint: A constraint is a limitation or restriction. Constraints may be added to any type of object (e.g., events, conditions, and actions in Policy Rules).

Constraint Programming: a type of programming that uses constraints to define relations between variables in order to find a feasible (and not necessarily optimal) solution.

Data Model: a data model is a representation of concepts of interest to an environment in a form that is dependent on data repository, data definition language, query language, implementation language, and protocol (typically one or more of these).

ECA: Event - Condition - Action policy.

Event: an Event is defined as any important occurrence in time of a change in the system being managed, and/or in the environment of the system being managed. An Event, when used in the context of a Policy Rule, is used to determine whether the condition clause of an imperative Policy Rule can be evaluated or not.

Information Model: an information model is a representation of concepts of interest to an environment in a form that is independent of data repository, data definition language, query language, implementation language, and protocol.

Metadata: is data that provides descriptive and/or prescriptive information about the object(s) to which it is attached.

Policy Rule: A Policy Rule is a set of rules that are used to manage and control the changing or maintaining of the state of one or more managed objects.

3.3. Symbology

The following representation is used to describe YANG data modules defined in this draft.

- o Brackets "[" and "]" enclose list keys.
- o Abbreviations before data node names: "rw" means configuration data (read-write), and "ro" means state data (read-only).
- o Symbols after data node names: "?" means an optional node, "!" means a presence container, and "*" denotes a list and leaf-list.
- o Parentheses enclose choice and case nodes, and case nodes are also marked with a colon (":").
- o Ellipsis ("...") stands for contents of subtrees that are not shown.

4. Design of the SUPA Policy Data Models

This will be completed in the next version of this draft. Three important points are:

- different policy models have common semantics
- capture those semantics within a common framework (GPIM)
- extend these semantics with a specific ECA example (EPRIM)

5. SUPA Policy Data Model YANG Module

An introduction will be written in the next version of this draft.

<CODE BEGINS> file "ietf-supa-policydatamodel@2016-03-21.yang"

```
module ietf-supa-policydatamodel {

  yang-version 1;
  namespace "urn:ietf:params:xml:ns:yang:ietf-supa-policydatamodel";
  prefix supa-pdm;

  import ietf-yang-types {
    prefix "yang";
  }

  organization "IETF";
  contact
    "Editor: Joel Halpern
     email: jmh@joelhalpern.com;
     Editor: John Strassner
     email: strazpdj@gmail.com;";

  description
    "This module defines a data model for generic high level
     definition of policies to be applied to a network.
     This module is derived from and aligns with
     draft-strassner-supa-generic-policy-info-model-04.
     Details on all classes, associations, and attributes
     can be found there.
     Copyright (c) 2015 IETF Trust and the persons identified
     as the document authors. All rights reserved.
     Redistribution and use in source and binary forms, with or
     without modification, is permitted pursuant to, and
     subject to the license terms contained in, the Simplified
     BSD License set forth in Section 4.c of the IETF Trust's
     Legal Provisions Relating to IETF Documents
     (http://trustee.ietf.org/license-info).";

  revision 2016-02-23 {
    description
      "Version 1 - initial version";

    reference
      "draft-halpern-supa-policy-data-model-00";
  }
```

```
typedef policy-constraint-language-list {
  type enumeration {
    enum "undefined" {
      description
        "This may be used as an initialization and/or
        an error state.";
    }
    enum "OCL2.4" {
      description
        "Object Constraint Language v2.4. This is a
        declarative language for describing rules for
        defining constraints and query expressions.";
    }
    enum "OCL2.x"; {
      description
        "Object Constraint Language, v2.0 through 2.3.1";
    }
    enum "OCL1.x"; {
      description
        "Object Constraint Language, any version prior
        to v2.0";
    }
    enum "QVT1.2R" {
      description
        "QVT Relational Language";
    }
    enum "QVT1.2O" {
      description
        "QVT Operational language";
    }
    enum "Alloy" {
      description
        "A language for defining structures and
        and relations using constraints";
    }
  }
  description
    "The language used to encode the constraints
    relevant to the relationship between the metadata
    and the underlying policy object.";
}

typedef policy-data-type-id-encoding-list {
  type enumeration {
    enum "undefined" {
      description
        "This can be used for either initialization
        or for signifying an error.";
    }
  }
}
```

```
        enum "String" {
            description
                "The clause is directly present in
                 the content.";
        }
        enum "GUID" {
            description
                "The clause is referenced by this GUID.";
        }
        enum "UUID" {
            description
                "The clause is referenced by this UUID.";
        }
        enum "URI" {
            description
                "The clause is referenced by this URI.";
        }
        enum "FQDN" {
            description
                "The clause is referenced by this FQDN.";
        }
    }
}

typedef policy-data-type-encoding-list {
    type enumeration {
        enum "undefined";
        enum "undefined";
        enum "string";
        enum "integer";
        enum "boolean";
        enum "floating point";
        enum "date-and-time";
        enum "GUID";
        enum "UUID";
        enum "URI";
        enum "FQDN";
        enum "NULL";
    }
    description
        "The set of allowable data types used to encode multi-valued
         SUPA Policy attributes.";
}

// identities are used in this model as a means to provide simple
// reflection to allow an instance-identifier to be tested as to what
// class it represents.
// In turn, this allows must clauses to specify that the target of a
// particular instance-identifier leaf must be a specific class, or
// within a certain branch of the inheritance tree.
```

```
// This depends upon the ability to refine the entity class default
// value. The entity class should be read-only. Howeverm as this is
// the target of a MUST condition, it cannot be config-false. Also,
// it appears that we cannot put a MUST condition on its definition,
// as the default (actual) value changes at each inheritance.
```

```
identity POLICY-OBJECT-TYPE;
```

```
grouping supa-policy-object-type {
  leaf supa-policy-ID {
    type string;
    mandatory true;
    description
      "The string identifier of this policy object.
       it must be unique within the policy system.";
  }
  leaf entity-class {
    type identityref { base POLICY-OBJECT-TYPE; }
    default POLICY-OBJECT-TYPE;
    description
      "The identifier of the class of this grouping.";
  }
  leaf supa-policy-object-ID-encoding {
    type policy-data-type-id-encoding-list;
    mandatory true;
    description
      "The encoding used by the supa-object-ID";
  }
  leaf supa-policy-object-description {
    type string;
    description
      "Human readable description of this policy object.";
  }
  leaf supa-policy-name {
    type string;
    description
      "A human-readable name for this policy.";
  }
  leaf-list supa-has-policy-metadata-ptr {
    type instance-identifier;
    must "derived-from-or-self(entity-class,
      SUPA-HAS-POLICY-METADATA-ASSOC)";
    description
      "This represents the aggregation the policy object
       applies to its policy metadata. As there are
       attributes on this association, the instance-identifier
       MUST point to an instance using the grouping
       supa-has-policy-metadata-detail (which includes the
       subclasses of the association class).";
  }
}
```



```
    description
        "This is the superclass for all SUPA objects. It
        is used to define common attributes and relationships
        that all SUPA subclasses inherit."
    }

    identity POLICY-COMPONENT-TYPE { base POLICY-OBJECT-TYPE; }

    grouping supa-policy-component-structure-type {
        uses supa-policy-object-type {
            refine entity-class { default POLICY-COMPONENT-TYPE; }
        }
        leaf supa-has-policy-component-decorator {
            type instance-identifier;
            must "derived-from-or-self(entity-class,
                SUPA-HAS-POLICY-COMPONENT-DECORATOR-ASSOC)";
            min-elements 1;
            description
                "A reference to the association class for relating
                policy component decorators to the policy components
                they decorate. As there are attributes on this
                association, the instance-identifier MUST point to an
                instance using the specified grouping.";
        }
        description
            "A superclass for all objects that represent different types
            of components of a Policy Rule. Important subclasses include
            the SUPAPolicyClause and the SUPAPolicyComponentDecorator.
            This object is the root of the decorator pattern; as such,
            it enables all subclasses to be decorated.";
    }

    identity POLICY-COMPONENT-DECORATOR-TYPE {
        base POLICY-COMPONENT-TYPE; }

    grouping supa-policy-component-decorator-type {
        uses supa-policy-component-structure-type {
            refine entity-class {
                default POLICY-COMPONENT-DECORATOR-TYPE; }
        }
        leaf-list supa-has-policy-component-decorator {
            type instance-identifier;
            must "derived-from-or-self(entity-class,
                SUPA-HAS-POLICY-COMPONENT-DECORATOR-ASSOC)";
            min-elements = 1;
            description
                "The list of associations to the SUPA policy
                components that this decorator decorates. As there are
                attributes on this association, the instance-identifier
                MUST point to an instance using the specified
                grouping.";
        }
    }
```

```
leaf-list supa-decorator-constraints {
  type string;
  description
    "A constraint expression applying to this
    decorator, allowing specification of details not
    captured in its subclasses, using an appropriate
    constraint language.";
}
leaf supa-has-decorator-constraint-encoding {
  type policy-constraint-language-list;
  description
    "The language in which the constraints on the
    policy component decorator is expressed.";
}
description
  "This object implements the decorator pattern, which
  enables all or part of one or more objects to wrap
  another concrete object.";
}

identity POLICY-COMPONENT-CLAUSE-TYPE {
  base POLICY-COMPONENT-TYPE; }

grouping supa-policy-clause-type {
  uses supa-policy-component-structure-type {
    refine entity-class {
      default POLICY-COMPONENT-CLAUSE-TYPE; }
    }
  leaf supa-policy-clause-exec-status {
    type enumeration {
      enum "Unknown" {
        description
          "This may be used as an initialization and/or
          an error state.";
      }
      enum "Completed" {
        description
          "This signifies that this particular policy
          clause has run successfully, and is now idle.";
      }
      enum "Working" {
        description
          "This signifies that this particular policy
          clause is currently in use, and no errors have
          been reported.";
      }
      enum "Not Working" {
        description
          "This signifies that this particular policy
          clause is currently in use, but one or more
          errors have been reported.";
      }
    }
  }
}
```

```
        enum "Available" {
            description
                "This signifies that this particular policy
                 clause could be used, but currently is not
                 in use.";
        }
        enum "In Test" {
            description
                "This signifies that this particular policy
                 clause is not for use in operational policies.";
        }
        enum "Disabled" {
            description
                "This signifies that this particular policy
                 clause is not available for use.";
        }
    }
    description "This describes whether this policy clause is in
                use and if so whether it is working properly.";
}
leaf-list supa-has-policy-clause {
    type instance-identifier;
    must "derived-from-or-self(entity-class,
        SUPA-HAS-POLICY-CLAUSE-ASSOC)";
    description
        "The list of associated SUPA Policy Clauses to a given
         SUPA policy Rule.";
}
description "The parent class for all SUPA policy clauses.";
}

identity POLICY-ENCODED-CLAUSE-TYPE {
    base POLICY-COMPONENT-CLAUSE-TYPE; }

grouping supa-encoded-clause-type {
    uses supa-policy-clause-type {
        refine entity-class { default POLICY-ENCODED-CLAUSE-TYPE; }
    }
    leaf supa-encoded-clause-content {
        type string;
        mandatory true;
        description
            "Either a reference to a source for this clause or the
             string representation of the clause.";
    }
    leaf supa-encoded-clause-encoding {
        type policy-data-type-id-encoding-list;
        mandatory true;
        description
            "The encoding for the encoding clause content.";
    }
}
```

```
    leaf supa-encoded-clause-language {
      type enumeration {
        enum "undefined";
        enum "CLI";
        enum "TL1";
        enum "YANG";
      }
      mandatory true;
      description
        "Indicates the lanaguage used for the supa
        encoded clause";
    }
    leaf supa-encoded-clause-response {
      type boolean;
      description
        "If present, this represents the success or failure
        of the last invocation of this clause.";
    }
    description
      "This class refines the behavior of the supa-policy-clause
      by encoding the contents of the clause into the attributes
      of this object. This enables clauses that are not based on
      other SUPA objects to be modeled."
  }

  container supa-encoding-clause-container {
    list supa-encoding-clause-list {
      key supa-policy-ID;
      uses supa-encoded-clause-type;
      description
        "List of all instances of supa-encoding-clause-type.
        If a module defines subclasses of the encoding clause,
        those will be stored in a separate container.";
    }
  }

  identity POLICY-COMPONENT-TERM-TYPE {
    base POLICY-COMPONENT-DECORATOR-TYPE; }

  grouping supa-policy-term-type {
    uses supa-policy-component-decorator-type {
      refine entity-class {
        default POLICY-COMPONENT-TERM-TYPE; }
    }
    leaf supa-policy-term-is-negated {
      type boolean
      description
        "If the value of this attribute is true, then
        this particular term is negated.";
    }
  }
```

```
    description
      "This is the superclass of all SUPA policy objects that are
       used to test or set the value of a variable.";
  }

  identity POLICY-COMPONENT-VARIABLE-TYPE {
    base POLICY-COMPONENT-TERM-TYPE; }

  grouping supa-policy-variable-type {
    uses supa-policy-term-type {
      refine entity-class {
        default POLICY-COMPONENT-VARIABLE-TYPE; }
    }
    leaf supa-policy-variable-name {
      type string;
      description
        "A human-readable name for this policy variable.";
    }
    description
      "This is one formulation of a SUPA Policy Clause. It uses
       an object, defined in the SUPA hierarchy, to represent the
       variable portion of a SUPA Policy Clause. The attribute
       defined by the supa-policy-variable-name specifies an
       attribute whose content should be compared to a value,
       which is typically specified by supa-policy-value-type.";
  }

  identity POLICY-COMPONENT-OPERATOR-TYPE {
    base POLICY-COMPONENT-TERM-TYPE; }

  grouping supa-policy-operator-type {
    uses supa-policy-term-type {
      refine entity-class {
        default POLICY-COMPONENT-OPERATOR-TYPE; }
    }
    leaf supa-policy-value-op-type {
      type enumeration {
        enum "unknown";
        enum "greater than";
        enum "greater than or equal to";
        enum "less than";
        enum "less than or equal to";
        enum "equal to";
        enum "not equal to";
        enum "IN";
        enum "NOT IN";
        enum "SET";
        enum "CLEAR";
        enum "BETWEEN";
      }
    }
  }
```

```
        mandatory true;
        description
            "The type of operator used to compare the variable
            and value portions of this SUPA Policy Clause";
    description
        "This is one formulation of a SUPA Policy Clause. It uses
        an object, defined in the SUPA hierarchy, to represent the
        operator portion of a SUPA Policy Clause. The attribute
        defined by the supa-policy-op-type specifies an attribute
        whose content defines the type of operator used to compare
        the variable and value portions of this policy clause.";
}

identity POLICY-COMPONENT-VALUE-TYPE {
    base POLICY-COMPONENT-TERM-TYPE; }

grouping supa-policy-value-type {
    uses supa-policy-term-type {
        refine entity-class {
            default POLICY-COMPONENT-VALUE-TYPE; }
    }
    leaf-list supa-policy-value-content {
        type string;
        description
            "The content of the value portion of this SUPA Policy
            Clause. The data type of the content is specified in
            the supa-policy-value-encoding.";
    }
    leaf supa-policy-value-encoding {
        type policy-data-type-encoding-list;
        description
            "The data type of the supa-policy-value-content.";
    }
    description
        "This is one formulation of a SUPA Policy Clause. It uses
        an object, defined in the SUPA hierarchy, to represent the
        value portion of a SUPA Policy Clause. The attribute
        defined by the supa-policy-value-content specifies an
        attribute whose content should be compared to a variable,
        which is typically specified by supa-policy-variable-type.";
}

identity POLICY-GENERIC-DECORATED-TYPE {
    base POLICY-COMPONENT-DECORATOR-TYPE; }

grouping supa-policy-generic-decorated-type {
    uses supa-policy-component-decorator-type {
        refine entity-class {
            default POLICY-GENERIC-DECORATED-TYPE; }
    }
}
```

```
    leaf-list supa-policy-generic-decorated-content {
        type string;
        description
            "The content of this SUPA Policy Clause. The data type
             is specified in supa-policy-vendor-decorated-encoding.";
    }
    leaf supa-policy-generic-decorated-encoding {
        type policy-data-type-encoding-list;
        description
            "The data type of the
             supa-policy-generic-decorated-content attribute.";
    }
    description
        "This object enables a generic object to be defined and
         used as a decorator in a SUPA Policy Clause.
         This should not be confused with the SUPAEncodedClause
         class. This class represents a single, atomic,
         vendor-specific object that defines a portion of a SUPA
         Policy Clause, whereas a SUPA Policy Encoded Clause
         represents the entire policy clause.";
}

identity POLICY-COLLECTION {
    base POLICY-COMPONENT-DECORATOR-TYPE; }

grouping supa-policy-collection {
    uses supa-policy-component-decorator-type {
        refine entity-class { default POLICY-COLLECTION; }
    }
    leaf-list supa-policy-collection-content {
        type string;
        description
            "The content of this collection object. The data type
             is specified in supa-policy-collection-encoding.";
    }
    leaf supa-policy-collection-encoding {
        type enumeration {
            enum "undefined";
            enum "by regex";
            enum "by URI";
        }
        mandatory true;
        description
            "The data type of the supa-policy-collection-content.";
    }
    leaf supa-policy-collection-function {
        type enumeration {
            enum "undefined" {
                description
                    "This may be used as an initialization and/or
                     an error state.";
            }
        }
    }
}
```

```
    enum "event collection" {
        description
            "This collection contains objects that are used
            to populate the event clause of a
            SUPA Policy.";
    }
    enum "condition collection" {
        description
            "This collection contains objects that are used
            to populate the condition clause of a
            SUPA Policy.";
    }
    enum "action collection" {
        description
            "This collection contains objects that are used
            to populate the action clause of a
            SUPA Policy.";
    }
    enum "logic collection" {
        description
            "This collection contains objects that define
            logic for processing a SUPA Policy.";
    }
}
description
    "Defines how this collection instance is to be used.";
}
leaf supa-policy-collection-is-ordered {
    type boolean;
    description
        "If the value of this leaf is true, then all elements
        in this collection are ordered.";
}
leaf supa-policy-collection-type {
    type enumeration {
        enum "undefined" {
            description
                "This may be used as an initialization and/or
                an error state.";
        }
        enum "set" {
            description
                "An unordered collection of elements that MUST
                NOT have duplicates.";
        }
        enum "bag" {
            description
                "An unordered collection of elements that MAY
                have duplicates.";
        }
    }
}
```



```
        enum "dictionary" {
            description
                "A list of values that is interpreted as a set
                of pairs, with the first entry of each pair
                interpreted as a dictionary key, and the
                second entry interpreted as a value for that
                key. As a result, collections using this value
                of supa-policy-collection-type MUST have
                supa-policy-collection-is-ordered set to true.";
        }
    }
    mandatory true;
    description
        "The type of the supa-policy-collection.";
}
description
    "This enables a collection of arbitrary objects to be
    defined and used in a SUPA Policy Clause.
    This should not be confused with the SUPAEncodedClause
    class. This class represents a single, atomic, object that
    defines a portion of a SUPA Policy Clause, whereas a SUPA
    Policy Encoded Clause represents the entire policy clause.";
}

identity POLICY-STRUCTURE-TYPE { base POLICY-OBJECT-TYPE; }

grouping supa-policy-structure-type {
    uses supa-policy-object-type {
        refine entity-class { default POLICY-STRUCTURE-TYPE; }
    }
    leaf supa-policy-admin-status {
        type enumeration {
            enum "unknown" {
                description
                    "This may be used as an initialization and/or
                    an error state.";
            }
            enum "enabled" {
                description
                    "This SUPA Policy Rule has been
                    administratively enabled.";
            }
            enum "disabled" {
                description
                    "This SUPA Policy Rule has been
                    administratively disabled.";
            }
        }
    }
}
```

```
        enum "in test" {
            description
                "This SUPA Policy Rule has been
                 administratively placed into test mode, and
                 SHOULD NOT be used as part of an operational
                 policy rule.";
        }
    }
    mandatory true;
    description
        "The current administrative status of this SUPA POLICY
         Rule.";
}
leaf supa-policy-continuum-level {
    type integer;
    description
        "This is the current level of abstraction of this
         particular SUPA Policy Rule.";
}
leaf supa-policy-deploy-status {
    type enumeration {
        enum "undefined"; {
            description
                "This may be used as an initialization and/or
                 an error state.";
        }
        enum "deployed and enabled" {
            description
                "This SUPA Policy Rule has been deployed and
                 enabled.";
        }
        enum "disabled" {
            description
                "This SUPA Policy Rule has been
                 administratively disabled.";
        }
        enum "in test" {
            description
                "This SUPA Policy Rule has been
                 administratively placed into test mode, and
                 SHOULD NOT be used as part of an operational
                 policy rule.";
        }
    }
    mandatory true;
    description
        "This is the current level of abstraction of this
         particular SUPA Policy Rule.";
}
```

```
leaf supa-policy-exec-status {
  type enumeration {
    enum "undefined"; {
      description
        "This may be used as an initialization and/or
        an error state.";
    }
    enum "operational success" {
      description
        "This SUPA Policy Rule has been executed in
        operational mode, and produced no errors.";
    }
    enum "operational failure" {
      description
        "This SUPA Policy Rule has been executed in
        operational mode, but has produced at least
        one error.";
    }
    enum "currently in operation" {
      description
        "This SUPA Policy Rule is currently still
        executing in operational mode.";
    }
    enum "ready" {
      description
        "This SUPA Policy Rule is ready to be
        executed in operational mode.";
    }
    enum "test success" {
      description
        "This SUPA Policy Rule has been executed in
        test mode, and produced no errors.";
    }
    enum "test failure" {
      description
        "This SUPA Policy Rule has been executed in
        test mode, but has produced at least
        one error.";
    }
    enum "currently in test" {
      description
        "This SUPA Policy Rule is currently still
        executing in test mode.";
    }
    enum "ready" {
      description
        "This SUPA Policy Rule is ready to be
        executed in test mode.";
    }
  }
  mandatory true;
}
```

```
        description
            "This is the current level of abstraction of this
            particular SUPA Policy Rule.";
    }
    leaf supa-policy-exec-fail-strategy {
        type enumeration {
            enum "undefined"; {
                description
                    "This may be used as an initialization and/or
                    an error state.";
            }
            enum "rollback all" {
                description
                    "This means that execution of this SUPA
                    Policy Rule is stopped, rollback of all
                    actions (whether successful or not) is
                    attempted, and all SUPA Policy Rules that
                    otherwise would have executed are ignored.";
            }
            enum "rollback failure" {
                description
                    "This means that execution of this SUPA
                    Policy Rule is stopped, and rollback is
                    attempted for only the SUPA Policy Rule that
                    failed to execute correctly.";
            }
            enum "stop execution" {
                description
                    "This means that execution of this SUPA Policy
                    Rule SHOULD be stopped.";
            }
            enum "ignore" {
                description
                    "This means that any failures produced by this
                    SUPA Policy Rule SHOULD be ignored.";
            }
        }
    }
    mandatory true;
    description
        "This defines what actions, if any, should be taken by
        this particular SUPA Policy Rule if it fails to
        execute correctly. Some implementations may not be
        able to accommodate the rollback failure option;
        hence, this option may be skipped.";
}
leaf-list supa-has-policy-source-assoc-ptr {
    type instance-identifier;
    must "derived-from-or-self(entity-class,
        SUPA-HAS-POLICY-SOURCE-ASSOC)";
```

```

        description
            "This represents the aggregation of Policy Source
            objects by this particular SUPA Policy Rule.";
    }
    leaf-list supa-has-policy-target-assoc-ptr {
        type instance-identifier;
        must "derived-from-or-self(entity-class,
            SUPA-HAS-POLICY-TARGET-ASSOC)";
        description
            "This represents the aggregation of Policy Target
            objects by this particular SUPA Policy Rule.";
    }
    leaf-list supa-has-policy-clause-assoc-ptr {
        type instance-identifier;
        must "derived-from-or-self(entity-class,
            SUPA-HAS-POLICY-CLAUSE-ASSOC)";
        min-elements = 1;
        description
            "This represents the aggregation of Policy Clause
            objects by this particular SUPA Policy Rule.";
    }
    leaf-list supa-has-policy-exec-action-assoc-ptr {
        type instance-identifier;
        must "derived-from-or-self(entity-class,
            SUPA-HAS-POLICY-EXEC-ACTION-ASSOC)";
        min-elements = 1;
        description
            "This associates zero or more SUPA Policy Actions
            to be used by this particular SUPA Policy Rule to
            correct errors caused if this SUPA Policy Rule does
            not execute correctly.";
    }
    description
        "A superclass for all objects that represent different types
        of Policy Rules. Currently, this is limited to a single
        type - the event-condition-action (ECA) policy rule.
        A SUPA Policy may be an individual policy, or a set of
        policies. This is supported by applying the composite
        pattern to this class.";
}

identity POLICY-SOURCE-TYPE { base POLICY-OBJECT-TYPE; }

grouping supa-policy-source-type {
    uses supa-policy-object-type {
        refine entity-class { default POLICY-SOURCE-TYPE; }
    }
    leaf-list supa-has-policy-source {
        type instance-identifier;
        must "derived-from-or-self(entity-class,
            SUPA-HAS-POLICY-SOURCE-ASSOC)";
    }
}

```

```
        description
            "This represents the aggregation of one or more SUPA
            Policy Source objects to this particular SUPA Policy
            Rule object.";
    }
    description
        "This object defines a set of managed entities that
        authored, or are otherwise responsible for, this SUPA
        Policy Rule. Note that a SUPA Policy Source does not
        evaluate or execute SUPAPolicies. Its primary use is for
        auditability and the implementation of deontic and/or
        alethic logic.";
}

identity POLICY-TARGET-TYPE { base POLICY-OBJECT-TYPE; }

grouping supa-policy-target-type {
    uses supa-policy-object-type {
        refine entity-class { default POLICY-TARGET-TYPE; }
    }
    leaf-list supa-has-policy-target {
        type instance-identifier;
        must "derived-from-or-self(entity-class,
            SUPA-HAS-POLICY-TARGET-ASSOC)";
        description
            "This represents the aggregation of one or more SUPA
            Policy Target objects to this particular SUPA Policy
            Rule object.";
    }
    description
        "This object defines a set of managed entities that a
        SUPA Policy Rule is applied to.";
}

identity POLICY-METADATA-TYPE;

grouping supa-policy-metadata-type {
    leaf supa-policy-metadata-id {
        type string;
        mandatory true;
        description
            "This represents part of the object identifier of an
            instance of this class. It defines the content of the
            object identifier.";
    }
    leaf entity-class {
        type identityref { base POLICY-METADATA-TYPE; }
        default POLICY-METADATA-TYPE;
        description
            "The identifier of the class of this grouping.";
    }
}
```

```
    leaf supa-policy-metadata-id-encoding {
        type policy-data-type-id-encoding-list;
        mandatory true;
        description
            "This represents part of the object identifier of an
            instance of this class. It defines the format of the
            object identifier.";
    }
    leaf supa-policy-metadata-description {
        type string;
        description
            "This contains a free-form textual description of this
            metadata object.";
    }
    leaf supa-policy-metadata-name {
        type string;
        description
            "This contains a human-readable name for this
            metadata object.";
    }
    leaf-list supa-has-policy-metadata-ptr {
        type instance-identifier;
        must "derived-from-or-self(entity-class,
            SUPA-HAS-POLICY-METADATA-ASSOC)";
        description
            "This represents the aggregation the policy object
            applies to its policy metadata. As there are
            attributes on this association, the instance-identifier
            MUST point to an instance using the grouping
            supa-has-policy-metadata-detail (which includes the
            subclasses of the association class).";
    }
    leaf supa-policy-metadata-decorator-ptr {
        type instance-identifier;
        must "derived-from-or-self(entity-class,
            SUPA-HAS-POLICY-COMPONENT-DECORATOR-ASSOC)";
        min-elements = 1;
        description
            "This object implements the decorator pattern, which is
            applied to SUPA metadata objects. This enables all or
            part of one or more metadata objects to wrap another
            concrete metadata object.";
    }
    description
        "This is the superclass of all metadata classes. Metadata
        is information that describes and/or prescribes the
        characteristics and behavior of another object that is
        not an inherent, distinguishing characteristics or
        behavior of that object.";
}
```

```
identity POLICY-METADATA-CONCRETE-TYPE {
    base POLICY-METADATA-TYPE; }

grouping supa-policy-concrete-metadata-type {
    uses supa-policy-metadata-type {
        refine entity-class {
            default POLICY-METADATA-TYPE; }
    }
    leaf supa-policy-metadata-valid-period-end {
        type date-and-time;
        description
            "This defines the ending date and time that this
             metadata object is valid for.";
    }
    leaf supa-policy-metadata-valid-period-start {
        type date-and-time;
        description
            "This defines the starting date and time that this
             metadata object is valid for.";
    }
    description
        "This is a concrete class that will be wrapped by concrete
         instances of the SUPA Policy Metadata Decorator class. It
         can be viewed as a container for metadata that will be
         attached to a subclass of SUPA Policy Object. It may
         contain all or part of one or more metadata subclasses.";
}

container supa-policy-concrete-metadata-container {
    list supa-policy-concrete-metadata-list {
        key supa-policy-metadata-id;
        uses supa-policy-concrete-metadata-type;
        description
            "A list of all supa-policy-metadata instances in the
             system.";
    }
}

identity POLICY-METADATA-DECORATOR-TYPE {
    base POLICY-METADATA-TYPE; }

grouping supa-policy-metadata-decorator-type {
    uses supa-policy-metadata-type {
        refine entity-class {
            default POLICY-METADATA-DECORATOR-TYPE; }
    }
    leaf-list supa-policy-component-decorator-ptr {
        type instance-identifier;
        must "derived-from-or-self(entity-class,
                                     SUPA-HAS-POLICY-COMPONENT-DECORATOR-ASSOC)";
    }
}
```



```
        description
            "The SUPA Policy Component Structure object to
            which the referenced supa-policy-metadata-decorator
            applies.";
    }
    description
        "This object implements the decorator pattern, which is
        applied to SUPA metadata objects. This enables all or part
        of one or more metadata objects to wrap another concrete
        metadata object.";
}

identity POLICY-METADATA-DECORATOR-ACCESS-TYPE {
    base POLICY-METADATA-DECORATOR-TYPE; }

grouping supa-policy-metadata-decorator-access-type {
    uses supa-policy-metadata-decorator-type {
        refine entity-class {
            default POLICY-METADATA-DECORATOR-ACCESS-TYPE; }
    }
    leaf supa-policy-metadata-access-priv-def {
        type enumeration {
            enum "undefined" {
                description
                    "This may be used as an initialization and/or
                    an error state.";
            }
            enum "read only" {
                description
                    "This defines access as read only for ALL SUPA
                    Policy object instances that are adorned with
                    this metadata object.";
            }
            enum "read write"; {
                description
                    "This defines access as read and/or write for
                    ALL SUPA Policy object instances that are
                    adorned with this metadata object.";
            }
            enum "specified by MAC"; {
                description
                    "This defines access as defined by an external
                    Mandatory Access Control model. The name and
                    location of this model are specified in the
                    supa-policy-metadata-access-priv-model-name
                    and supa-policy-metadata-access-priv-model-ref
                    attributes of this metadata object.";
            }
        }
    }
}
```

```
enum "specified by DAC" {
    description
        "This defines access as defined by an external
        Discretionary Access Control model. The name
        and location of this model are specified in the
        supa-policy-metadata-access-priv-model-name
        and supa-policy-metadata-access-priv-model-ref
        attributes of this metadata object.";
}
enum "specified by RBAC" {
    description
        "This defines access as defined by an external
        Role Based Access Control model. The name
        and location of this model are specified in the
        supa-policy-metadata-access-priv-model-name
        and supa-policy-metadata-access-priv-model-ref
        attributes of this metadata object.";
}
enum "specified by ABAC" {
    description
        "This defines access as defined by an external
        Attribute Based Access Control model. The name
        and location of this model are specified in the
        supa-policy-metadata-access-priv-model-name
        and supa-policy-metadata-access-priv-model-ref
        attributes of this metadata object.";
}
enum "specified by custom" {
    description
        "This defines access as defined by an external
        Custom Access Control model. The name and
        location of this model are specified in the
        supa-policy-metadata-access-priv-model-name
        and supa-policy-metadata-access-priv-model-ref
        attributes of this metadata object.";
}
}
leaf supa-policy-metadata-access-priv-model-name {
    type string;
    description
        "This contains the name of the access control model
        being used. If the value of the
        supa-policy-metadata-access-priv-model-ref is 0-2,
        then the value of this attribute is not applicable.
        Otherwise, the text in this class attribute should be
        interpreted according to the value of the
        supa-policy-metadata-access-priv-model-ref class
        attribute.";
}
```

```
leaf supa-policy-metadata-access-priv-model-ref (
  type enumeration {
    enum "undefined" {
      description
        "This can be used for either initialization
        or for signifying an error.";
    }
    enum "URI" {
      description
        "The clause is referenced by this URI.";
    }
    enum "GUID" {
      description
        "The clause is referenced by this URI.";
    }
    enum "UUID" {
      description
        "The clause is referenced by this URI.";
    }
    enum "FQDN" {
      description
        "The clause is referenced by this URI.";
    }
  }
  description
    "This defines the data type of the
    supa-policy-metadata-access-priv-model-name
    attribute.";
)
description
  "This is a concrete class that defines metadata for access
  control information that can be added to a SUPA Policy
  object. This is done using the SUPAHasPolicyMetadata
  aggregation.";
}

container supa-policy-metadata-decorator-access-container {
  list supa-policy-metadata-decorator-access-list {
    key supa-policy-metadata-id;
    uses supa-policy-metadata-decorator-type;
    description
      "A list of all supa-policy-metadata-decorator-access
      instances in the system. Instances of subclasses
      will be in a separate list.";
  }
}
```

```
identity POLICY-METADATA-DECORATOR-VERSION-TYPE {
  base POLICY-METADATA-DECORATOR-TYPE; }

grouping supa-policy-metadata-decorator-version-type {
  uses supa-policy-metadata-decorator-type {
    refine entity-class {
      default POLICY-METADATA-DECORATOR-VERSION-TYPE; }
  }
  leaf supa-policy-metadata-version-major {
    type string;
    description
      "This contains a string (typically representing an
       integer in the overall version format) that indicates
       a significant increase in functionality is present in
       this version.";
  }
  leaf supa-policy-metadata-version-minor {
    type string;
    description
      "This contains a string (typically representing an
       integer in the overall version format) that indicates
       that this release contains a set of features and/or bug
       fixes that collectively do not warrant incrementing the
       supa-policy-metadata-version-major attribute.";
  }
  leaf supa-policy-metadata-version-rel-type {
    type enumeration {
      enum "undefined" {
        description
          "This can be used for either initialization
           or for signifying an error.";
      }
      enum "internal" {
        description
          "This indicates that this version should only
           be used for internal (development) purposes.";
      }
      enum "alpha" {
        description
          "This indicates that this version is considered
           to be alpha quality.";
      }
      enum "beta" {
        description
          "This indicates that this version is considered
           to be beta quality.";
      }
      enum "release candidate" {
        description
          "This indicates that this version is considered
           to be a candidate for full production.";
      }
    }
  }
}
```

```
        enum "release production" {
            description
                "This indicates that this version is considered
                 to be ready for full production.";
        }
        enum "maintenance" {
            description
                "This indicates that this version is considered
                 to be for maintenance purposes.";
        }
    }
    description
        "This defines the type of this version's release.";
}
leaf supa-policy-metadata-version-rel-type-num {
    type string;
    description
        "This contains a string (typically representing an
         integer in the overall version format) that indicates
         a significant increase in functionality is present in
         this version.";
}
description
    "This is a concrete class that defines metadata for version
     control information that can be added to a SUPA Policy
     object. This is done using the SUPAHasPolicyMetadata
     aggregation.";
}

container supa-policy-metadata-decorator-version-container {
    list supa-policy-metadata-decorator-version-list {
        key supa-policy-metadata-id;
        uses supa-policy-metadata-decorator-type;
        description
            "A list of all supa-policy-metadata-decorator-version
             instances in the system. Instances of subclasses
             will be in a separate list.";
    }
}

identity SUPA-HAS-POLICY-METADATA-ASSOC;

grouping supa-has-policy-metadata-detail {
    leaf supa-policy-ID {
        type string;
        description
            "This is a globally unique ID for this association
             instance in the overall policy system.";
    }
}
```

```
leaf entity-class {
    type identityref { base SUPA-HAS-POLICY-METADATA-ASSOC; }
    default SUPA-HAS-POLICY-METADATA-ASSOC;
    description
        "The identifier of the class of this association.";
}
leaf supa-policy-object-ptr {
    type instance-identifier;
    must "derived-from-or-self(entity-class,
        POLICY-OBJECT-TYPE)";
    description
        "The supa policy object to which the referenced
        supa-policy-metadata applies. As such, this MUST
        point to an instance using the grouping
        supa-policy-object-type (which includes all
        subclasses of supa-policy-object.)";
}
leaf supa-policy-metadata-ptr {
    type instance-identifier;
    must "derived-from-or-self(entity-class,
        POLICY-METADATA-TYPE)";
    description
        "The metadatum being applied to the referenced
        supa policy object. As such, this MUST point to an
        instance using the group supa-policy-metadata (which
        includes all subclasses of supa-policy-metadata.)"
}
leaf supa-policy-metadata-detail-is-applicable {
    type boolean;
    description
        "This attributes controls whether the associated
        metadata is currently considered applciable to this
        policy object; this enables metadata to be turned on
        and off when needed without disturbing the structure
        of the object that the metadata applies to.";
}
leaf-list supa-policy-metadata-detail-constraints {
    type string;
    description
        "A list of constraints, expressed as strings
        in the language defined by the
        supa-policy-metadata-detail-encoding.";
}
leaf supa-policy-metadata-detail-encoding {
    type policy-constraint-lanague-list;
    description
        "The langauge used to encode the constrains
        relevant to the relationship between the metadata
        and the underlying policy object.";
}
```

```
    description
        "This is a concrete association class that defines the
        semantics of the SUPAPolicyMetadata aggregation. This
        enables the attributes and relationships of the
        SUPAPolicyMetadataDetail class to be used to constrain
        which SUPAPolicyMetadata objects can be aggregated by
        this particular SUPAPolicyObject instance.";
}

container supa-policy-metadata-detail-container {
    list supa-policy-metadata-detail-list {
        key supa-policy-ID;
        uses supa-has-policy-metadata-detail;
        description
            "This is a list of all supa-policy-metadata-detail
            instances in the system.  Instances of subclasses
            will be in a separate list.
            Note that this policy is made concrete for exemplary
            purposes.  To be useful, it almost certainly needs
            refinement.";
    }
}

identity SUPA-HAS-POLICY-COMPONENT-DECORATOR-ASSOC;

grouping supa-has-decorator-policy-component-detail {
    leaf supa-policy-ID {
        type string;
        description
            "This is a globally unique ID for this association
            instance in the overall policy system.";
    }
    leaf entity-class {
        type identityref {
            base SUPA-HAS-POLICY-COMPONENT-DECORATOR-ASSOC; }
        default SUPA-HAS-POLICY-COMPONENT-DECORATOR-ASSOC;
        description
            "The identifier of the class of this association.";
    }
    leaf supa-policy-component-decorator-ptr {
        type instance-identifier;
        must "derived-from-or-self(entity-class,
            SUPA-POLICY-COMPONENT-DECORATOR-TYPE)";
        description
            "The SUPA policy component decorator that decorates
            the associated SUPA policy component.";
    }
}
```

```
    leaf supa-policy-component-ptr {
        type instance-identifier;
        must "derived-from-or-self(entity-class,
            SUPA-POLICY-COMPONENT-TYPE)";
        description
            "The SUPA policy components that the referenced
            SUPA policy component decorator decorates.";
    }
    leaf-list supa-has-decorator-constraint {
        type string;
        description
            "A constraint expression applying to this association
            between a policy component decorator and the
            decorated component.";
    }
    leaf supa-has-decorator-constraint-encoding {
        type policy-constraint-language-list;
        description
            "The language in which the constraints on the
            policy component-decoration is expressed.";
    }
    description
        "This is a concrete association class that defines the
        semantics of the SUPAHasDecoratedPolicyComponent
        aggregation. The purpose of this class is to use the
        Decorator pattern to determine which
        SUPAPolicyComponentDecorator object instances, if any,
        are required to augment the functionality of the concrete
        subclass of SUPAPolicyClause that is being used";
}

container supa-policy-component-decorator-detail-container {
    list supa-policy-component-decorator-detail-list {
        key supa-policy-ID;
        uses supa-has-decorator-policy-component-detail;
        description
            "This is a list of all
            supa-policy-component-decorator-details.";
    }
}

identity SUPA-HAS-POLICY-SOURCE-ASSOC;

grouping supa-has-policy-source-detail {
    leaf supa-policy-ID {
        type string;
        description
            "This is a globally unique ID for this association
            instance in the overall policy system.";
    }
}
```



```
leaf entity-class {
    type identityref {
        base SUPA-HAS-POLICY-SOURCE-ASSOC; }
    default SUPA-HAS-POLICY-SOURCE-ASSOC;
    description
        "The identifier of the class of this association.";
}
leaf supa-policy-structure-ptr {
    type instance-identifier;
    must "derived-from-or-self(entity-class,
        POLICY-STRUCTURE-TYPE)";
    description
        "The SUPA Policy Structure object that aggregates this
        set of SUPA Policy Source objects.";
}
leaf supa-policy-source-ptr {
    type instance-identifier;
    must "derived-from-or-self(entity-class,
        SUPA-POLICY-SOURCE-TYPE)";
    description
        "The set of SUPA Policy Source objects that the
        referenced SUPA Policy Structure object aggregates.";
}
leaf supa-policy-source-is-authenticated {
    type boolean;
    description
        "If the value of this attribute is true, then this
        SUPAPolicySource object has been authenticated by
        this particular SUPAPolicyStructure object.";
}
leaf supa-policy-source-is-trusted {
    type boolean;
    description
        "If the value of this attribute is true, then this
        SUPAPolicySource object has been verified to be
        trusted by this particular SUPAPolicyStructure
        object.";
}
description
    "This is an association class, and defines the semantics of
    the SUPAHasPolicySource aggregation. The attributes and
    relationships of this class can be used to define which
    SUPAPolicySource objects can be attached to which
    particular set of SUPAPolicyStructure objects.";
}

container supa-policy-source-detail-container {
    list supa-policy-source-detail-list {
        key supa-policy-ID;
        uses supa-has-policy-source-detail;
    }
}
```

```
        description
            "This is a list of all supa-policy-source-detail
            objects.";
    }
}

identity SUPA-HAS-POLICY-TARGET-ASSOC;

grouping supa-has-policy-target-detail {
    leaf supa-policy-ID {
        type string;
        description
            "This is a globally unique ID for this association
            instance in the overall policy system.";
    }
    leaf entity-class {
        type identityref {
            base SUPA-HAS-POLICY-TARGET-ASSOC; }
        default SUPA-HAS-POLICY-TARGET-ASSOC;
        description
            "The identifier of the class of this association.";
    }
    leaf supa-policy-structure-ptr {
        type instance-identifier;
        must "derived-from-or-self(entity-class,
            POLICY-STRUCTURE-TYPE)";
        description
            "The SUPA Policy Structure object that aggregates this
            set of SUPA Policy Target objects.";
    }
    leaf supa-policy-target-ptr {
        type instance-identifier;
        must "derived-from-or-self(entity-class,
            SUPA-POLICY-TARGET-TYPE)";
        description
            "The set of SUPA Policy Target objects that the
            referenced SUPA Policy Structure object aggregates.";
    }
    leaf supa-policy-source-is-authenticated {
        type boolean;
        description
            "If the value of this attribute is true, then this
            SUPAPolicyTarget object has been authenticated by
            this particular SUPAPolicyStructure object.";
    }
    leaf supa-policy-source-is-enabled {
        type boolean;
    }
}
```

```

        description
            "If the value of this attribute is true, then this
            SUPAPolicyTarget object is able to be used as a
            SUPAPolicyTarget. This means that it has agreed to
            play the role of a SUPAPolicyTarget, and that it is
            able to either process (directly or with the aid of a
            proxy) SUPAPolicies, or receive the results of a
            processed SUPAPolicy and apply those results to
            itself.";
    }
    description
        "This is an association class, and defines the semantics of
        the SUPAHasPolicyTarget aggregation. The attributes and
        relationships of this class can be used to define which
        SUPAPolicyTarget objects can be attached to which
        particular set of SUPAPolicyStructure objects.";
}

container supa-policy-target-detail-container {
    list supa-policy-target-detail-list {
        key supa-policy-ID;
        uses supa-has-policy-target-detail;
        description
            "This is a list of all supa-policy-target-detail
            objects.";
    }
}

identity SUPA-HAS-POLICY-CLAUSE-ASSOC;

grouping supa-has-policy-clause-detail {
    leaf supa-policy-ID {
        type string;
        description
            "This is a globally unique ID for this association
            instance in the overall policy system.";
    }
    leaf entity-class {
        type identityref {
            base SUPA-HAS-POLICY-CLAUSE-ASSOC; }
        default SUPA-HAS-POLICY-CLAUSE-ASSOC;
        description
            "The identifier of the class of this association.";
    }
    leaf supa-policy-structure-ptr {
        type instance-identifier;
        must "derived-from-or-self(entity-class,
            POLICY-STRUCTURE-TYPE)";
        description
            "The SUPA Policy Structure object that aggregates this
            set of SUPA Policy Clause objects.";
    }
}

```

```
leaf supa-policy-clause-ptr {
  type instance-identifier;
  must "derived-from-or-self(entity-class,
    SUPA-POLICY-CLAUSE-TYPE)";
  description
    "The set of SUPA Policy Clause objects that the
    referenced SUPA Policy Structure object aggregates.";
}
description
  "This is an association class, and defines the semantics of
  the SUPAHasPolicyClause aggregation. The attributes and
  relationships of this class can be used to define which
  SUPAPolicyTarget objects can be attached to which
  particular set of SUPAPolicyStructure objects.
  Every SUPAPolicyStructure object instance MUST aggregate
  at least one SUPAPolicyClause object instance. However,
  the converse is NOT true. For example, a SUPAPolicyClause
  could be instantiated and then stored for later use in a
  policy repository.";
}

container supa-policy-clause-detail-container {
  list supa-policy-clause-detail-list {
    key supa-policy-ID;
    uses supa-has-policy-clause-detail;
    description
      "This is a list of all supa-policy-clause-detail
      objects.";
  }
}

identity SUPA-HAS-POLICY-EXEC-ACTION-ASSOC;

grouping supa-has-policy-exec-action-detail {
  leaf supa-policy-ID {
    type string;
    description
      "This is a globally unique ID for this association
      instance in the overall policy system.";
  }
  leaf entity-class {
    type identityref {
      base SUPA-HAS-POLICY-EXEC-ACTION-ASSOC; }
    default SUPA-HAS-POLICY-EXEC-ACTION-ASSOC;
    description
      "The identifier of the class of this association.";
  }
  leaf supa-policy-structure-ptr {
    type instance-identifier;
    must "derived-from-or-self(entity-class,
      POLICY-STRUCTURE-TYPE)";
  }
}
```

```
        description
            "The SUPA Policy Structure object that associates this
             set of SUPA Policy Action objects.";
    }
    leaf supa-policy-structure-action-ptr {
        type instance-identifier;
        must "derived-from-or-self(entity-class,
            POLICY-STRUCTURE-TYPE)";
        description
            "The set of SUPA Policy Action objects that the
             referenced SUPA Policy Structure object aggregates.";
    }
    leaf supa-policy-exec-fail-take-action-encoding {
        type policy-data-type-id-encoding-list;
        description
            "This defines how to find the set of SUPA Policy
             Action objects contained in each element of the
             supa-policy-exec-fail-take-action-name attribute
             object.";
    }
    leaf-list supa-policy-exec-fail-take-action-name {
        type string;
        description
            "This identifies the set of SUPA Policy Actions to take
             if the SUPAPolicyStructure object that owns this
             association failed to execute properly. The
             interpretation of this string attribute is defined by
             the supa-policy-exec-fail-take-action-encoding class
             attribute.";
    }
    description
        "This is an association class, and defines the semantics of
         the SUPAHasPolExecFailTakeAction association. The
         attributes and relationships of this class can be used to
         determine which SUPA Policy Action objects are executed in
         response to a failure of the SUPAPolicyStructure object
         instance that owns this association.";
}

container supa-policy-exec-fail-take-action-detail-container {
    list supa-policy-exec-fail-take-action-detail-list {
        key supa-policy-ID;
        uses supa-has-policy-exec-action-detail;
        description
            "This is a list of all
             supa-has-policy-exec-action-detail objects.";
    }
}
```

<CODE ENDS>

6. IANA Considerations

No IANA considerations exist for this document.

7. Security Considerations

TBD

8. Acknowledgments

TBD

9. References

This section defines normative and informative references for this document.

9.1. Normative References

- [RFC2119] Bradner, S., "Key words for use in RFCs to Indicate Requirement Levels", BCP 14, RFC 2119, March 1997.
- [RFC6020] Bjorklund, M., "YANG - A Data Modeling Language for the Network Configuration Protocol (NETCONF)", RFC 6020, October 2010.
- [RFC6991] Schoenwaelder, J., "Common YANG Data Types", RFC 6991, July 2013.

9.2. Informative References

- [1] Strassner, J., Halpern, J., Coleman, J., "Generic Policy Information Model for Simplified Use of Policy Abstractions (SUPA)", draft-strassner-supa-generic-policy-info-model-05 March 21, 2016

Authors' Addresses

Joel Halpern
Ericsson
P. O. Box 6049
Leesburg, VA 20178
Email: joel.halpern@ericsson.com

John Strassner
Huawei Technologies
2330 Central Expressway
Santa Clara, CA 95138 USA
Email: john.sc.strassner@huawei.com

Network Working Group
Internet Draft
Intended status: Standard Track
Expires: September 25, 2016

J. Strassner
Huawei Technologies
J. Halpern
Ericsson
J. Coleman
Cisco Systems
March 21, 2016

Generic Policy Information Model for
Simplified Use of Policy Abstractions (SUPA)
draft-strassner-sup-a-generic-policy-info-model-05

Abstract

This document defines an information model for representing policies using a common extensible framework that is independent of language, protocol, repository. It is also independent of the level of abstraction of the content and meaning of a policy.

Status of this Memo

This Internet-Draft is submitted in full conformance with the provisions of BCP 78 and BCP 79.

Internet-Drafts are working documents of the Internet Engineering Task Force (IETF). Note that other groups may also distribute working documents as Internet-Drafts. The list of current Internet-Drafts is at <http://datatracker.ietf.org/drafts/current/>.

Internet-Drafts are draft documents valid for a maximum of six months and may be updated, replaced, or obsoleted by other documents at any time. It is inappropriate to use Internet-Drafts as reference material or to cite them other than as "work in progress."

This Internet-Draft will expire on August 17, 2016.

Copyright Notice

Copyright (c) 2016 IETF Trust and the persons identified as the document authors. All rights reserved.

This document is subject to BCP 78 and the IETF Trust's Legal Provisions Relating to IETF Documents (<http://trustee.ietf.org/license-info>) in effect on the date of publication of this document. Please review these documents carefully, as they describe your rights and restrictions with respect to this document. Code Components extracted from this document must include Simplified BSD License text as described in Section 4.e of the Trust Legal Provisions and are provided without warranty as described in the Simplified BSD License.

Table of Contents

1. Overview	9
1.1. Introduction	9
1.2. Changes Since Version -03	11
2. Conventions Used in This Document	11
3. Terminology	12
3.1. Acronyms	12
3.2. Definitions	12
3.2.1. Core Terminology	12
3.2.1.1. Information Model	12
3.2.1.2. Data Model	13
3.2.1.3. Abstract Class	13
3.2.1.4. Concrete Class	13
3.2.1.5. Container	13
3.2.1.6. PolicyContainer	13
3.2.2. Policy Terminology	14
3.2.2.1. SUPAPolicyObject	14
3.2.2.2. SUPAPolicy	14
3.2.2.3. SUPAPolicyClause	14
3.2.2.4. SUPAECAPolicyRule	14
3.2.2.5. SUPAMetadata	15
3.2.2.6. SUPAPolicyTarget	15
3.2.2.7. SUPAPolicySource	15
3.2.3. Modeling Terminology	16
3.2.3.1. Inheritance	16
3.2.3.2. Relationship	16
3.2.3.3. Association	16
3.2.3.4. Aggregation	16
3.2.3.5. Composition	17
3.2.3.6. Association Class	17
3.2.3.7. Multiplicity	17
3.2.3.8. Navigability	17
3.3. Symbology	18
3.3.1. Inheritance	18
3.3.2. Association	18
3.3.3. Aggregation	19
3.3.4. Composition	19
3.3.5. Association Class	19
3.3.6. Abstract vs. Concrete Classes	20
4. Policy Abstraction Architecture	21
4.1. Motivation	22
4.2. SUPA Approach	23

Table of Contents (continued)

4.3.	SUPA Generic Policy Information Model Overview.....	23
4.3.1.	SUPAPolicyObject	25
4.3.2.	SUPAPolicyStructure	26
4.3.3.	SUPAPolicyComponentStructure	26
4.3.4.	SUPAPolicyClause	27
4.3.5.	SUPAPolicyComponentDecorator	27
4.3.6.	SUPAPolicyTarget	28
4.3.7.	SUPAPolicySource	28
4.4.	The Design of the GPIM	28
4.4.1.	Structure of Policies	29
4.4.2.	Representing an ECA Policy Rule	30
4.4.3.	Creating SUPA Policy Clauses	33
4.4.4.	Creating SUPAPolicyClauses	36
4.4.5.	SUPAPolicySources	37
4.4.6.	SUPAPolicyTargets	39
4.4.7.	SUPAPolicyMetadata	39
4.4.7.1.	Motivation	39
4.4.7.2.	Design Approach	40
4.4.7.2.1.	Policies and Actors	42
4.4.7.2.2.	Deployment vs. Execution of Policies	43
4.4.7.2.3.	Using SUPAMetadata for Policy Deployment and Execution	43
4.4.7.3.	Structure of SUPAPolicyMetadata	44
4.5.	Advanced Features	47
4.5.1.	Policy Grouping	47
4.5.2.	Policy Rule Nesting	47
5.	GPIM Model	48
5.1.	Overview	48
5.2.	The Abstract Class "SUPAPolicyObject"	49
5.2.1.	SUPAPolicyObject Attributes	50
5.2.1.1.	Object Identifiers	50
5.2.1.2.	The Attribute "supaPolObjIDContent"	51
5.2.1.3.	The Attribute "supaPolObjIDEncoding"	51
5.2.1.4.	The Attribute "supaPolicyDescription"	51
5.2.1.5.	The Attribute "supaPolicyName"	51
5.2.2.	SUPAPolicy Relationships	52
5.2.2.1.	The Relationship "SUPAHasPolicyMetadata"	52
5.2.2.2.	The Association Class "SUPAHasPolicyMetadataDetail"	52
5.3.	The Abstract Class "SUPAPolicyStructure"	52
5.3.1.	SUPAPolicyStructure Attributes	53
5.3.1.1.	The Attribute "supaPolAdminStatus"	53
5.3.1.2.	The Attribute "supaPolContinuumLevel"	53
5.3.1.3.	The Attribute "supaPolDeployStatus"	54
5.3.1.4.	The Attribute "supaPolExecStatus"	54
5.3.1.5.	The Attribute "supaPolExecFailStrategy"	54

Table of Contents (continued)

5.3.2.	SUPAPolicyStructure Relationships	55
5.3.2.1.	The Aggregation "SUPAHasPolicySource"	55
5.3.2.2.	The Association Class "SUPAHasPolicySourceDetail"	55
5.3.2.2.1.	The Attribute "supaPolSrcIsAuthenticated" ..	55
5.3.2.2.2.	The Attribute "supaPolSrcIsTrusted"	56
5.3.2.3.	The Aggregation "SUPAHasPolicyTarget"	56
5.3.2.4.	The Association Class "SUPAHasPolicyTargetDetail"	56
5.3.2.4.1.	The Attribute "supaPolTgtIsAuthenticated" ..	56
5.3.2.4.2.	The Attribute "supaPolTgtIsEnabled"	56
5.3.2.5.	The Association "SUPAHasPolExecFailTakeAction" ..	57
5.3.2.6.	The Association Class "SUPAHasPolExecFailTakeActionDetail"	57
5.3.2.6.1.	The Attribute "supaPolExecFailTakeActionEncoding"	57
5.3.2.6.2.	The Attribute "supaPolExecFailTakeActionName[1..n]"	58
5.3.2.7.	The Aggregation "SUPAHasPolicyClause"	58
5.3.2.8.	The Association Class "SUPAHasPolicyClauseDetail"	58
5.4.	The Abstract Class "SUPAPolicyComponentStructure"	59
5.4.1.	SUPAPolicyComponentStructure Attributes	59
5.4.2.	SUPAPolicyComponentStructure Relationships	59
5.5.	The Abstract Class "SUPAPolicyClause"	59
5.5.1.	SUPAPolicyClause Attributes	60
5.5.1.1.	The Attribute "supaPolClauseExecStatus"	60
5.5.2.	SUPAPolicyClause Relationships	61
5.6.	The Concrete Class "SUPAEncodedClause"	61
5.6.1.	SUPAEncodedClause Attributes	61
5.6.1.1.	The Attribute "supaEncodedClauseContent"	61
5.6.1.2.	The Attribute "supaEncodedClauseEncoding"	61
5.6.1.3.	The Attribute "supaEncodedClauseResponse"	62
5.6.2.	SUPAEncodedClause Relationships	62
5.7.	The Abstract Class "SUPAPolicyComponentDecorator"	62
5.7.1.	The Decorator Pattern	63
5.7.2.	SUPAPolicyComponentDecorator Attributes	64
5.7.2.1.	The Attribute "supaPolCompConstraintEncoding" ..	64
5.7.2.2.	The Attribute "supaAPolCompConstraint[0..n]" ...	64
5.7.3.	SUPAPolicyComponentDecorator Relationships	65
5.7.3.1.	The Aggregation "SUPAHasDecoratedPolicyComponent"	65
5.7.3.2.	The Association Class "SUPAHasDecoratedPolicyComponentDetail"	65
5.7.3.2.1.	The Attribute "supaDecoratedConstraintEncoding"	65
5.7.3.2.2.	The Attribute "supaDecoratedConstraint[0..n]"	66
5.7.4.	Illustration of Constraints in the Decorator Pattern	66

Table of Contents (continued)

5.8.	The Abstract Class "SUPAPolicyTerm"	67
5.8.1.	SUPAPolicyTerm Attributes	68
5.8.1.1.	The Attribute "supaPolTermIsNegated"	68
5.8.2.	SUPAPolicyTerm Relationships	68
5.9.	The Concrete Class "SUPAPolicyVariable"	68
5.9.1.	Problems with the RFC3460 Version of PolicyVariable ..	69
5.9.2.	SUPAPolicyVariable Attributes	69
5.9.2.1.	The Attribute "supaPolVarName"	69
5.9.3.	SUPAPolicyVariable Relationships	69
5.10.	The Concrete Class "SUPAPolicyOperator"	69
5.10.1.	Problems with the RFC3460 Version	70
5.10.2.	SUPAPolicyOperator Attributes	70
5.10.2.1.	The Attribute "supaPolOpType"	70
5.10.3.	SUPAPolicyOperator Relationships	70
5.11.	The Concrete Class "SUPAPolicyValue"	71
5.11.1.	Problems with the RFC3460 Version of PolicyValue ...	71
5.11.2.	SUPAPolicyValue Attributes	71
5.11.2.1.	The Attribute "supaPolValContent[0..n]"	71
5.11.2.2.	The Attribute "supaPolValEncoding"	72
5.11.3.	SUPAPolicyValue Relationships	72
5.12.	The Concrete Class "SUPAGenericDecoratedComponent"	72
5.12.1.	SUPAGenericDecoratedComponent Attributes	73
5.12.1.1.	The Attribute "supaVendorDecoratedCompContent[0..n]"	73
5.12.1.2.	The Attribute "supaVendorDecoratedCompEncoding"	73
5.12.2.	SUPAGenericDecoratedComponent Relationships	73
5.13.	The Concrete Class "SUPAPolicyCollection"	74
5.13.1.	Motivation	74
5.13.2.	Solution	74
5.13.3.	SUPAPolicyCollection Attributes	75
5.13.3.1.	The Attribute "supaPolCollectionContent[0..n]"	75
5.13.3.2.	The Attribute "supaPolCollectionEncoding"	75
5.13.3.3.	The Attribute "supaPolCollectionFunction"	75
5.13.3.4.	The Attribute "supaPolCollectionIsOrdered"	75
5.13.3.5.	The Attribute "supaPolCollectionType"	76
5.13.4.	SUPAPolicyCollection Relationships	77
5.14.	The Concrete Class "SUPAPolicySource"	77
5.14.1.	SUPAPolicySource Attributes	77
5.14.2.	SUPAPolicySource Relationships	77
5.15.	The Concrete Class "SUPAPolicyTarget"	77
5.15.1.	SUPAPolicyTarget Attributes	78
5.15.2.	SUPAPolicyTarget Relationships	78

Table of Contents (continued)

5.16.	The Abstract Class "SUPAPolicyMetadata"	78
5.16.1.	SUPAPolicyMetadata Attributes	79
5.16.1.1.	The Attribute "supaPolMetadataDescription"	79
5.16.1.2.	The Attribute "supaPolMetadataIDContent"	79
5.16.1.3.	The Attribute "supaPolMetadataIDEncoding"	79
5.16.1.4.	The Attribute "supaPolMetadataName"	80
5.16.2.	SUPAPolicyMetadata Relationships	80
5.16.2.1.	The Aggregation "SUPAHasPolicyMetadata"	80
5.16.2.2.	The Abstract Class "SUPAHasPolicyMetadataDetail"	80
5.16.2.2.1.	The Attribute "supaPolMetadataIsApplicable"	80
5.16.2.2.2.	The Attribute "supaPolMetadataConstraintEncoding"	81
5.16.2.2.3.	The Attribute "supaPolMetadataConstraint[0..n]"	81
5.17.	The Concrete Class "SUPAPolicyConcreteMetadata"	81
5.17.1.	SUPAPolicyConcreteMetadata Attributes	82
5.17.2.	SUPAPolicyConcreteMetadata Relationships	82
5.18.	The Abstract Class "SUPAPolicyMetadataDecorator"	82
5.18.1.	SUPAPolicyMetadataDecorator Attributes	82
5.18.1.1.	The Attribute "supaPolMDValidPeriodEnd"	82
5.18.1.2.	The Attribute "supaPolMDValidPeriodStart"	82
5.18.2.	SUPAPolicyMetadataDecorator Relationships	82
5.18.2.1.	The Aggregation "HasSUPAMetadataDecorator"	83
5.18.2.2.	The Association Class "HasSUPAMetadataDecoratorDetail"	83
5.19.	The Concrete Class "SUPAPolicyAccessMetadataDef"	83
5.19.1.	SUPAPolicyAccessMetadataDef Attributes	84
5.19.1.1.	The Attribute "supaAccessPrivilegeDef"	84
5.19.1.2.	The Attribute "supaAccessPrivilegeModelName" ..	84
5.19.1.3.	The Attribute "supaAccessPrivilegeModelRef" ...	85
5.20.	The Concrete Class "SUPAPolicyVersionMetadataDef"	85
5.20.1.	SUPAPolicyVersionMetadataDef Attributes	85
5.20.1.1.	The Attribute "supaVersionMajor"	85
5.20.1.2.	The Attribute "supaVersionMinor"	86
5.20.1.3.	The Attribute "supaVersionRelType"	86
5.20.1.4.	The Attribute "supaVersionTypeNum"	86
6.	SUPA ECAPolicyRule Information Model	87
6.1.	Overview	87
6.2.	Constructing a SUPAECAPolicyRule	88
6.3.	Working With SUPAECAPolicyRules	89
6.4.	The Abstract Class "SUPAECAPolicyRule"	91
6.4.1.	SUPAECAPolicyRule Attributes	92
6.4.1.1.	The Attribute "supaECAPolicyRulePriority"	93
6.4.1.2.	The Attribute "supaECAPolicyRuleStatus"	93
6.4.2.	SUPAECAPolicyRule Relationships	93

Table of Contents (continued)

6.5.	The Concrete Class "SUPAECAPolicyRuleAtomic"	93
6.5.1.	SUPAECAPolicyRuleAtomic Attributes	93
6.5.2.	SUPAECAPolicyRuleAtomic Relationships	93
6.6.	The Concrete Class "SUPAECAPolicyRuleComposite"	94
6.6.1.	SUPAECAPolicyRuleComposite Attributes	94
6.6.1.1.	The Attribute "supaECAEvalStrategy"	94
6.6.2.	SUPAECAPolicyRuleComposite Relationships	95
6.6.2.1.	The Aggregation "SUPAHasECAPolicyRule"	95
6.6.3.	The Association Class "SUPAHasECAPolicyRuleDetail" ..	95
6.6.3.1.	The Attribute "supaECAPolicyIsDefault"	95
6.7.	The Abstract Class "SUPABooleanClause"	96
6.7.1.	SUPABooleanClause Attributes	96
6.7.1.1.	The Attribute "supaBoolClauseIsNegated"	97
6.7.2.	SUPABooleanClause Relationships	97
6.8.	The Concrete Class "SUPABooleanClauseAtomic"	97
6.8.1.	SUPABooleanClauseAtomic Attributes	97
6.8.2.	SUPABooleanClauseAtomic Relationships	97
6.9.	The Concrete Class "SUPABooleanClauseComposite"	97
6.9.1.	SUPABooleanClauseComposite Attributes	98
6.9.1.1.	The Attribute "supaBoolClauseBindValue"	98
6.9.1.2.	The Attribute "supaBoolClauseIsCNF"	98
6.9.2.	SUPABooleanClauseComposite Relationships	98
6.9.2.1.	The Aggregation "SUPAHasBooleanClause"	98
6.9.3.	The Concrete Class "SUPAHasBooleanClauseDetail"	99
6.9.3.1.	SUPAHasBooleanClauseDetail Attributes	99
6.10.	The Abstract Class "SUPAECAComponent"	99
6.10.1.	SUPAECAComponent Attributes	99
6.10.1.1.	The Attribute supaECACompIsTerm	100
6.10.2.	SUPAECAComponent Relationships	100
6.11.	The Concrete Class "SUPAPolicyEvent"	100
6.11.1.	SUPAPolicyEvent Attributes	100
6.11.1.1.	The Attribute "supaPolicyEventIsPreProcessed" ..	100
6.11.1.2.	The Attribute "supaPolicyEventIsSynthetic" ...	100
6.11.1.3.	The Attribute "supaPolicyEventTopic[0..n]" ...	101
6.11.1.4.	The Attribute "supaPolicyEventEncoding[1..n]" ..	101
6.11.1.5.	The Attribute "supaPolicyEventData[1..n]"	101
6.11.2.	SUPAPolicyEvent Relationships	101
6.12.	The Concrete Class "SUPAPolicyCondition"	102
6.12.1.	SUPAPolicyCondition Attributes	102
6.12.1.1.	The Attribute "supaPolicyConditionData[1..n]" ..	102
6.12.1.2.	The Attribute "supaPolicyConditionEncoding" ..	102
6.12.2.	SUPAPolicyEvent Relationships	102
6.13.	The Concrete Class "SUPAPolicyAction"	103
6.13.1.	SUPAPolicyAction Attributes	103
6.13.1.1.	The Attribute "supaPolicyActionData[1..n]" ...	103
6.13.1.2.	The Attribute "supaPolicyActionEncoding"	104
6.13.2.	SUPAPolicyAction Relationships	104

7. Examples	104
8. Security Considerations	104
9. IANA Considerations	105
10. Acknowledgments	105
11. References	105
11.1. Normative References	105
11.2. Informative References	105
Authors' Addresses	107
Appendix A. Brief Analyses of Previous Policy Work	107
Appendix B. Mathematical Logic Terminology and Symbology	114
Appendix C. SUPA Logic Statement Information Model	114

1. Overview

This document defines an information model for representing policies using a common extensible framework that is independent of language, protocol, repository, and the level of abstraction of the content and meaning of a policy. This enables a common set of concepts defined in this information model to be mapped into different representations of policy (e.g., procedural, imperative, and declarative). It also enables different data models that use different languages, protocols, and repositories to optimize their usage. The definition of common policy concepts also provides better interoperability by ensuring that each data model can share a set of common concepts, independent of its level of detail or the language, protocol, and/or repository that it is using. It is also independent of the target data model that will be generated.

This version of the information model focuses on defining one type of policy rule: the event-condition-action (ECA) policy rule. Accordingly, this document defines two sets of model elements:

1. A framework for defining the concept of policy, independent of how policy is represented or used; this is called the SUPA Generic Policy Information Model (GPIM)
2. A framework for defining a policy model that uses the event-condition-action paradigm; this is called the SUPA Eca Policy Rule Information Model (EPRIM), and extends concepts from the GPIM.

The combination of the GPIM and the EPRIM provides an extensible framework for defining policy that uses an event-condition-action representation that is independent of data repository, data definition language, query language, implementation language, and protocol.

The Appendices describe how the structure of the GPIM defines a set of generic concepts that enables other types of policies, such as declarative (or "intent-based") policies, to be added later.

1.1. Introduction

Simplified Use of Policy Abstractions (SUPA) defines an interface to a network management function that takes high-level, possibly network-wide policies as input and creates element configuration snippets as output. SUPA addresses the needs of operators and application developers to represent multiple types of policy rules, which vary in the level of abstraction, to suit the needs of different actors [1], [10].

Different constituencies of users would like to use languages that use terminology and concepts that are familiar to each constituency. Rather than require multiple software systems to be used for each language, a common information model enables these different languages to be mapped to terms in the information model. This facilitates the use of a single software system to generate data models for each language. In the example shown in Figure 1 (which is a simplified policy continuum [10]), each constituency needs different grammars using different concepts and terminologies to match their skill set. This is shown in Figure 1. A unified information model is one way to build a consensual lexicon that enables terms from one language to be mapped to terms of another language.




Figure 1. Different Constituencies Need Different Policies

More importantly, an information model defines concepts in a uniform way, enabling formal mapping processes to be developed to translate the information model to a set of data models. This simplifies the process of constructing software to automate the policy management process. It also simplifies the language generation process, though that is beyond the scope of this document.

This common framework takes the form of an information model that is divided into one high-level module and any number of lower-level modules, where each lower-level module extends the concepts of the single high-level module. Conceptually, a set of model elements (e.g., classes, attributes, and relationships) are used to define the Generic Policy Information Model (GPIM); this module defines a common set of policy management concepts that are independent of the type of policy (e.g., imperative, procedural, declarative, or otherwise). Then, any number of additional modules are derived from the GPIM; each additional module **MUST** extend the GPIM to define a new type of policy rule by adding to the GPIM. (Note: using extensions preserves the core interoperability, as compared with modification of the base GPIM, which would adversely compromise interoperability.)

The SUPA Eca Policy Rule Information Model (EPRIM) extends the GPIM to represent policy rules that use the Event-Condition-Action (ECA) paradigm. (The Appendices describe the SUPA Logic Statement Information Model (LSIM), which shows how to extend the GPIM to represent a collection of statements that are either Propositional Logic (PL) or First-Order Logic (FOL), respectively. Both of these logics are types of declarative logic. Note that the LSIM is currently out of scope. However, it is outlined as a set of Appendices in this document to get feedback on its utility.)

1.2. Changes Since Version -04

There are several changes in this version of this document compared to the previous versions of this document. They are:

- 1) The SUPAVendorDecoratedComponent class has been renamed to SUPAGenericDecoratedComponent, and its function has been made more generic.
- 2) A number of clarifications have been made in response to questions from the SUPA mailing list.
- 3) The multiplicity of all relationships have been fine-tuned
- 4) A ****preliminary**** YANG model [RFC6020] [RFC6991] has been built from the GPIM; see [15].
- 5) Various additional typos have been fixed.

2. Conventions Used in This Document

The key words "MUST", "MUST NOT", "REQUIRED", "SHALL", "SHALL NOT", "SHOULD", "SHOULD NOT", "RECOMMENDED", "MAY", and "OPTIONAL" in this document are to be interpreted as described in [RFC2119]. In this document, these words will appear with that interpretation only when in ALL CAPS. Lower case uses of these words are not to be interpreted as carrying [RFC2119] significance.

3. Terminology

This section defines acronyms, terms, and symbology used in the rest of this document.

3.1. Acronyms

CLI	Command Line Interface
CRUD	Create, Read, Update, Delete
CNF	Conjunctive Normal Form
DNF	Disjunctive Normal Form
ECA	Event-Condition-Action
EPRIM	(SUPA) ECA Policy Rule Information Model
GPIM	(SUPA) Generic Policy Information Model
OAM&P	Operations, Administration, Management, and Provisioning
OID	Object Identifier
SUPA	Simplified Use of Policy Abstractions
TMF	TeleManagent Forum (TM Forum)
UML	Unified Modeling Language
URI	Uniform Resource Identifier
YANG	A data definition language for use with NETCONF
ZOOM	Zero-touch Orchestration, Operations, and Management (a TMF project that also works on information models)

3.2. Definitions

This section defines the terminology that is used in this document.

3.2.1. Core Terminology

The following subsections define the terms "information model" and "data model", as well as "container" and "policy container".

3.2.1.1. Information Model

An information model is a representation of concepts of interest to an environment in a form that is independent of data repository, data definition language, query language, implementation language, and protocol.

Note: this definition is more specific than that of [RFC3198], so as to focus on the properties of information models. That definition was: "An abstraction and representation of the entities in a managed environment, their properties, attributes and operations, and the way that they relate to each other. It is independent of any specific repository, software usage, protocol, or platform."

3.2.1.2. Data Model

A data model is a representation of concepts of interest to an environment in a form that is dependent on data repository, data definition language, query language, implementation language, and protocol (typically, but not necessarily, all three).

Note: this definition is more specific than that of [RFC3198], so as to focus on the properties of data models that are generated from information models. That definition was: "A mapping of the contents of an information model into a form that is specific to a particular type of data store or repository."

3.2.1.3. Abstract Class

An abstract class is a class that cannot be directly instantiated. It MAY have abstract or concrete subclasses. It is denoted with a capital A near the top-left side of the class.

3.2.1.4. Concrete Class

A concrete class is a class that can be directly instantiated. Note that classes are either abstract or concrete. In addition, once a class has been defined as concrete in the hierarchy, all of its subclasses MUST also be concrete. It is denoted with a capital C near the top-left side of the class.

3.2.1.5. Container

A container is an object whose instances may contain zero or more additional objects, including container objects. A container provides storage, query, and retrieval of its contained objects in a well-known, organized way.

3.2.1.6. PolicyContainer

In this document, a PolicyContainer is a special type of container that provides at least the following three functions:

1. It uses metadata to define how its content is interpreted
2. It separates the content of the policy from the representation of the policy
3. It provides a convenient control point for OAMP operations

The combination of these three functions enables a PolicyContainer to define the behavior of how its constituent components will be accessed, queried, stored, retrieved, and how they operate.

This document does NOT define a specific data type to implementation a PolicyContainer, as many different types of data types can be used. However, the data type chosen SHOULD NOT allow duplicate members in the PolicyContainer. In addition, order is irrelevant, since priority will override any initial order of the members of this PolicyContainer.

3.2.2. Policy Terminology

The following terms define different policy concepts used in the SUPA Generic Policy Information Model (GPIM). Note that the prefix "SUPA" is used for all classes and relationships defined in this model to ensure name uniqueness. Similarly, the prefix "supa" is defined for all SUPA class attributes.

3.2.2.1. SUPAPolicyObject

A SUPAPolicyObject is the root of the GPIM class hierarchy. It is an abstract class that all classes inherit from, except the SUPAPolicyMetadata class.

3.2.2.2. SUPAPolicy

A SUPAPolicy is, in this version of this document, an ECA policy rule that is a type of PolicyContainer. The PolicyContainer **MUST** contain an ECA policy rule, **SHOULD** contain one or more SUPAPolicyMetadata objects, and **MAY** contain other elements that define the semantics of the policy rule. Policies are generically defined as a means to monitor and control the changing and/or maintaining of the state of one or more managed objects [1]. In this context, "manage" means that at least create, read, query (a more complex operation than read that may involve pre- and/or post-processing of the results of the operation), update, and delete functions are supported.

3.2.2.3. SUPAPolicyClause

A SUPAPolicyClause is an abstract class. Its subclasses define different types of clauses that are used to create the content for different types of SUPAPolicies.

For example, the SUPABooleanClause subclass models the content of a SUPAPolicy as a Boolean clause, where each Boolean clause is made up of a set of reusable objects. In contrast, a SUPAEncodedClause encodes the entire clause as a set of attributes. All types of SUPAPolicies **MUST** use one or more SUPAPolicyClauses to construct a SUPAPolicy.

3.2.2.4. SUPAECAPolicyRule

An Event-Condition-Action (ECA) Policy (SUPAECAPolicyRule) is an abstract class that is a type of PolicyContainer. It represents a policy rule as a three-tuple, consisting of an event, a condition, and an action clause. In an information model, this takes the form of three different aggregations, one for each clause. Each clause **MUST** be represented by at least one SUPAPolicyClause. Optionally, the SUPAECAPolicyRule **MAY** contain zero or more SUPAPolicySources, zero or more SUPAPolicyTargets, and zero or more SUPAPolicyMetadata objects.

3.2.2.5. SUPAMetadata

Metadata is, literally, data about data. SUPAMetadata is an abstract class that contains prescriptive and/or descriptive information about the object(s) to which it is attached. While metadata can be attached to any information model element, this document only considers metadata attached to classes and relationships.

When defined in an information model, each instance of the SUPAMetadata class MUST have its own aggregation relationship with the set of objects that it applies to. However, a data model MAY map these definitions to a more efficient form (e.g., flattening the object instances into a single object instance).

3.2.2.6. SUPAPolicyTarget

SUPAPolicyTarget is an abstract class that defines a set of managed objects that may be affected by the actions of a SUPAPolicyClause. A SUPAPolicyTarget may use one or more mechanisms to identify the set of managed objects that it affects; examples include OIDs and URIs.

When defined in an information model, each instance of the SUPAPolicyTarget class MUST have its own aggregation relationship with each SUPAPolicy that uses it. However, a data model MAY map these definitions to a more efficient form (e.g., flattening the SUPAPolicyTarget, SUPAMetadata, and SUPAPolicy object instances into a single object instance).

3.2.2.7. SUPAPolicySource

SUPAPolicySource is an abstract class that defines a set of managed objects that authored this SUPAPolicyClause. This is required for auditability. A SUPAPolicySource may use one or more mechanisms to identify the set of managed objects that authored it; examples include OIDs and URIs. Specifically, policy CRUD MUST be subject to authentication and authorization, and MUST be auditable. Note that the mechanisms for doing these three operations are currently not included, and are for further discussion.

When defined in an information model, each instance of the SUPAPolicySource class MUST have its own aggregation relationship with each SUPAPolicy that uses it. However, a data model MAY map these definitions to a more efficient form (e.g., flattening the SUPAPolicySource, SUPAMetadata, and SUPAPolicy object instances into a single object instance).

3.2.3. Modeling Terminology

The following terms define different types of relationships used in the information models of the SUPA Generic Policy Information Model (GPIM).

3.2.3.1. Inheritance

Inheritance makes an entity at a lower level of abstraction (e.g., the subclass) a type of an entity at a higher level of abstraction (e.g., the superclass). Any attributes and relationships that are defined for the superclass are also defined for the subclass. However, a subclass does NOT change the characteristics or behavior of the attributes or relationships of the superclass that it inherits from. Formally, this is called the Liskov Substitution Principle [7]. This principle is one of the key characteristics that is NOT followed in [4], [6], [RFC3060], and [RFC3460].

A subclass MAY add new attributes and relationships that refine the characteristics and/or behavior of it compared to its superclass. A subclass MUST NOT change inherited attributes or relationships.

3.2.3.2. Relationship

A relationship is a generic term that represents how a first set of entities interact with a second set of entities. A recursive relationship sets the first and second entity to the same entity. There are three basic types of relationships, as defined in the subsections below: associations, aggregations, and compositions.

A subclass MUST NOT change the multiplicity (see section 3.2.3.7) of a relationship that it inherits. A subclass MUST NOT change any attributes of a relation that it inherits that is realized using an association class (see section 3.2.3.6).

3.2.3.3. Association

An association represents a generic dependency between a first and a second set of entities. In an information model, an association MAY be represented as a class.

3.2.3.4. Aggregation

An aggregation is a stronger type (i.e., more restricted semantically) of association, and represents a whole-part dependency between a first and a second set of entities. Three objects are defined by an aggregation: the first entity, the second entity, and a new third entity that represents the combination of the first and second entities.

The entity owning the aggregation is referred to as the "aggregate", and the entity that is aggregated is referred to as the "part". In an information model, an aggregation MAY be represented as a class.

3.2.3.5. Composition

A composition is a stronger type (i.e., more restricted semantically) of aggregation, and represents a whole-part dependency with two important behaviors. First, an instance of the part is included in at most one instance of the aggregate at a time. Second, any action performed on the composite entity (i.e., the aggregate) is propagated to its constituent part objects. For example, if the composite entity is deleted, then all of its constituent part entities are also deleted. This is not true of aggregations or associations - in both, only the entity being deleted is actually removed, and the other entities are unaffected. In an information model, a composition MAY be represented as a class.

3.2.3.6. Association Class

A relationship may be implemented as an association class. This is used to define the relationship as having its own set of features. More specifically, if the relationship is implemented as an association class, then the attributes of the association class, as well as other relationships that the association class participates in, may be used to define the semantics of the relationship. If the relationship is not implemented as an association class, then no additional semantics (beyond those defined by the type of the relationship) are expressed by the relationship.

3.2.3.7. Multiplicity

A specification of the range of allowable cardinalities that a set of entities may assume. This is always a pair of ranges, such as 1 - 1 or 0..n - 2..5.


3.2.3.8. Navigability

A relationship may have a restriction on the ability of an object at one end of the relationship to access the object at the other end of the relationship. This document defines two choices:

1. Each object is navigable by the other, which is indicated by NOT providing any additional symbology, or

2. An object A can navigate to object B, but object B cannot navigate to object A. This is indicated by an open-headed arrow pointing to the object that cannot navigate to the other object. In this example, the arrow would be pointing at object B.

Examples of navigability are:



This is an association. Class A can navigate to Class B, but Class B cannot navigate to Class A. This is a mandatory association, since none of the multiplicities contain a '0'. This association reads as follows:

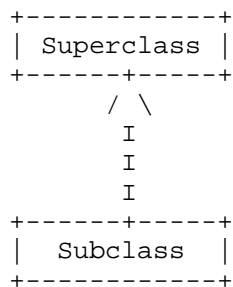
Class A depends on 3 to 4 instances of Class B, and
Class B depends on 1 to 2 instances of Class A.

3.3. Symbology

The following symbology is used in this document:

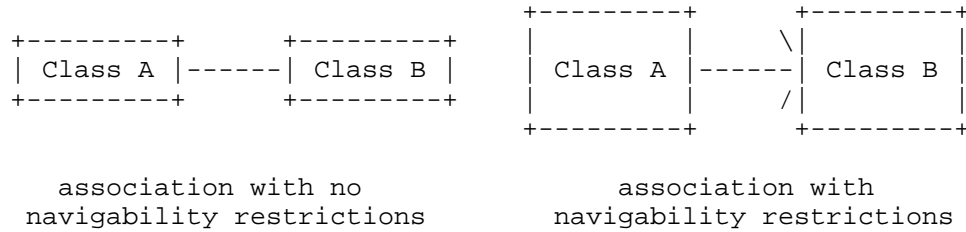
3.3.1. Inheritance

Inheritance: a subclass inherits the attributes and relationships of its superclass, as shown below:



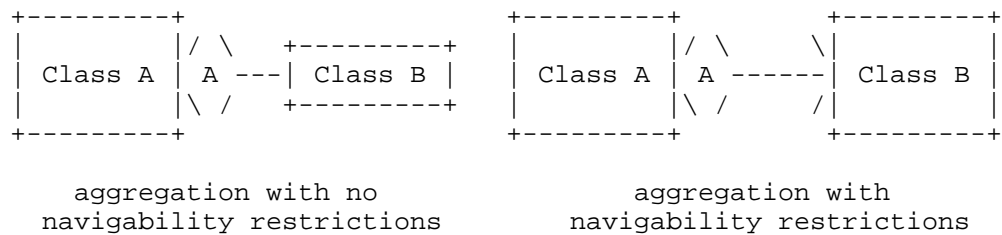
3.3.2. Association

Association: Class B depends on Class A, as shown below:



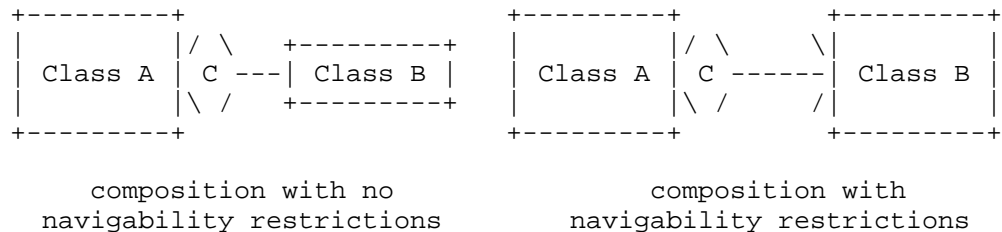
3.3.3. Aggregation

Aggregation: Class B is the part, Class A is the aggregate, as shown below:



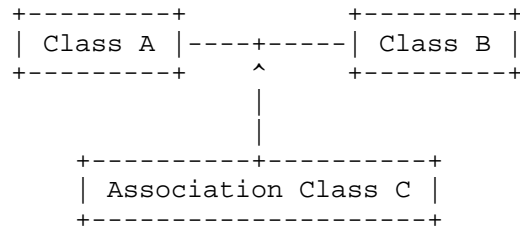
3.3.4. Composition

Composition: Class B is the part, Class A is the composite, as shown below:



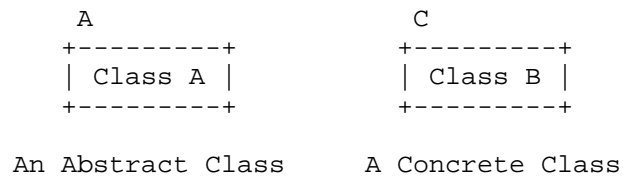
3.3.5. Association Class

Association Class: Class C is the association class implementing the relationship D between classes A and B



3.3.6. Abstract vs. Concrete Classes

In UML, abstract classes are denoted with their name in italics. For this draft, a capital 'A' will be placed at either the top left or right corner of the class to signify that the class is abstract. Similarly, a capital 'C' will be placed in the same location to represent a concrete class. This is shown below.



4. Policy Abstraction Architecture

This section describes the motivation for the policy abstractions that are used in SUPA. The following abstractions are provided:

- o The GPIM defines a technology-neutral information model that can express the concept of Policy.
 - o All classes, except for SUPAPolicyMetadata, inherit from SUPAPolicyObject, or one of its subclasses
 - o SUPAPolicyObject and SUPAPolicyMetadata are designed to inherit from classes in another model; the GPIM does not define an "all-encompassing" model.
- o This version of this document restricts the expression of Policy to a set of event-condition-action clauses.
 - o Each clause is defined as a Boolean expression, and is a reusable object
 - o Clauses may be combined to form more complex Boolean expressions
- o The purpose of the GPIM is to enable different policies that have fundamentally different representations to share common model elements. Policy statements, which are implemented as instances of the SUPAPolicyClause class, separates the content of a Policy from its representation. This is supported by:
 - o All policy rules (of which SUPAECAPolicyRule is the first example of a concrete class) are derived from the SUPAPolicyStructure class.
 - o All objects that are components of policy rules are derived from the SUPAPolicyComponentStructure class.
 - o A SUPAPolicy MUST contain at least one SUPAPolicyClause.
 - o A SUPAPolicy MAY specify one or more SUPAPolicyTarget, SUPAPolicySource, and SUPAPolicyMetadata objects to augment the semantics of the SUPAPolicy
- o A SUPAPolicyClause has two subclasses:
 - o A SUPABooleanClause, which is used to build SUPAECAPolicyRules from reusable objects.
 - o A SUPAEncodedClause, which is used for using attributes instead of objects to construct a SUPAECAPolicyRule.
- o A SUPAECAPolicyRule defines the set of events and conditions that are responsible for executing its actions; it MUST have at least one event clause, at least one condition clause, and at least one action clause.
 - o The action(s) of a SUPAECAPolicyRule are ONLY executed if both the event and condition clauses evaluate to TRUE
 - o A SUPAPolicyAction MAY invoke another SUPAECAPolicyRule (see section 6.13).
- o SUPAMetadata MAY be defined for any SUPAPolicyObject class.
- o SUPAMetadata MAY be prescriptive and/or descriptive in nature.

Please see the Appendices for experimental definitions of declarative policies. Note that they also are derived from the GPIM, and extend (but do not change) the above abstractions.

4.1. Motivation

The power of policy management is its applicability to many different types of systems. There are many different actors that can use a policy management system, including end-users, operators, application developers, and administrators. Each of these constituencies have different concepts and skills, and use different terminology. For example, an operator may want to express an operational rule that states that only Platinum and Gold users can use streaming multimedia applications. As a second example, a network administrator may want to define a more concrete policy rule that looks at the number of dropped packets and, if that number exceeds a programmable threshold, changes the queuing and dropping algorithms used.

SUPA may be used to define other types of policies, such as for systems and operations management; an example is: "All routers and switches must have password login disabled". See section 3 of [8] for additional declarative and ECA policy examples.

All of the above examples are commonly referred to as "policy rules", but they take very different forms, since they are at very different levels of abstraction and typically authored by different actors. The first was very abstract, and did not contain any technology-specific terms, while the second was more concrete, and likely used technical terms of a general (e.g., IP address range, port numbers) as well as a vendor-specific nature (e.g., specific queuing, dropping, and/or scheduling algorithms implemented in a particular device). The third restricted the type of login that was permissible for certain types of devices in the environment.

Note that the first two policy rules could directly affect each other. For example, Gold and Platinum users might need different device configurations to give the proper QoS markings to their streaming multimedia traffic. This is very difficult to do if a common policy model does not exist, especially if the two policies are authored by different actors that use different terminology and have different skill sets. More importantly, the users of these two policies likely have different job responsibilities. They may have no idea of the concepts used in each policy. Yet, their policies need to interact in order for the business to provide the desired service. This again underscores the need for a common policy framework.

Certain types of policy rules (e.g., ECA) may express actions, or other types of operations, that contradict each other. SUPA provides a rich object model that can be used to support language definitions that can find and resolve such problems.

4.2. SUPA Approach

The purpose of the SUPA Generic Policy Information Model (GPIM) is to define a common framework for expressing policies at different levels of abstraction. SUPA uses the GPIM as a common vocabulary for representing policy concepts that are independent of language, protocol, repository, and level of abstraction. This enables different actors to author and use policies at different levels of abstraction. This forms a policy continuum [1] [2], where more abstract policies can be translated into more concrete policies, and vice-versa.

Most systems define the notion of a policy as a single entity. This assumes that all users of policy have the same terminology, and use policy at the same level of abstraction. This is rarely, if ever, true in modern systems. The policy continuum defines a set of views (much like RM-ODP's viewpoints [9]) that are each optimized for a user playing a specific role. SUPA defines the GPIM as a standard vocabulary and set of concepts that enable different actors to use different formulations of policy. This corresponds to the different levels in the policy continuum, and as such, can make use of previous experience in this area.

It may be necessary to translate a Policy from a general to a more specific form (while keeping the abstraction level the same). For example, the declarative policy "Every network attached to a VM must be a private network owned by someone in the same group as the owner of the VM" may be translated to more formal form (e.g., Datalog (as in OpenStack Congress)). It may also be necessary to translate a Policy to a different level of abstraction. For example, the previous Policy may need to be translated to a form that network devices can process directly. This requires a common framework for expressing policies that is independent of the level of abstraction that a Policy uses.

4.3. SUPA Generic Policy Information Model Overview

Figure 2 illustrates the approach for representing policy rules in SUPA. The top two layers are defined in this document; the bottom layer (Data Models) are defined in separate documents. Conceptually, the GPIM defines a set of objects that define the key elements of a Policy independent of how it is represented or its content. As will be shown, there is a significant difference between SUPAECAPolicyRules (see Section 6) and other types of policies (see Section 7). In principle, other types of SUPAPolicies could be defined, but the current charter is restricted to using only event-condition-action SUPAPolicies as exemplars.

Note: the GPIM MAY be used without the EPRIM. However, in order to use the EPRIM, the GPIM MUST also be used.

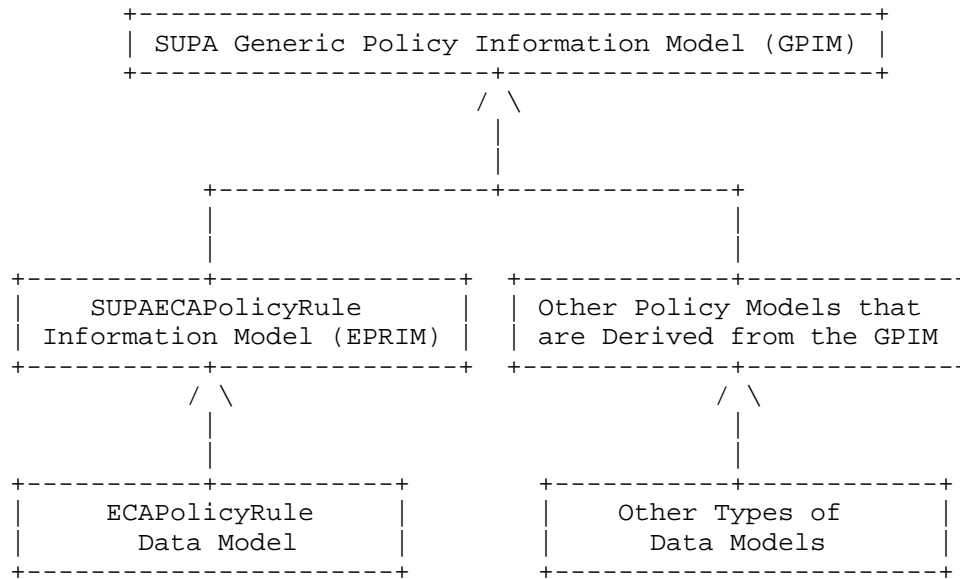


Figure 2. Overview of SUPA Policy Rule Abstractions

This draft defines the GPIM and EPRIM. Note that there is only ONE GPIM and ONE EPRIM. While both can be extended, it is important to limit the number of information models to one, in order to avoid defining conflicting concepts at this high a level of abstraction. Similarly, if the GPIM and EPRIM are part of another information model, then they should collectively still define a single information model. The GPIM defines the following concepts:

- o A class defining the top of the GPIM class hierarchy, called SUPAPolicyObject
- o Four subclasses of SUPAPolicyObject, representing:
 - o the top of the PolicyRule hierarchy, called SUPAPolicyStructure
 - o the top of the PolicyRule component hierarchy, called SUPAPolicyComponentStructure
 - o PolicySource
 - o PolicyTarget

The SUPAPolicyStructure class is the superclass for all types of Policies (e.g., imperative, declarative, and others). This document is currently limited to imperative (e.g., ECA) policies. However, care has been taken to ensure that the attributes and relationships of the SUPAPolicyStructure class are extensible, and can be used for more types of policies than just ECA policies.

This yields the following high-level structure:

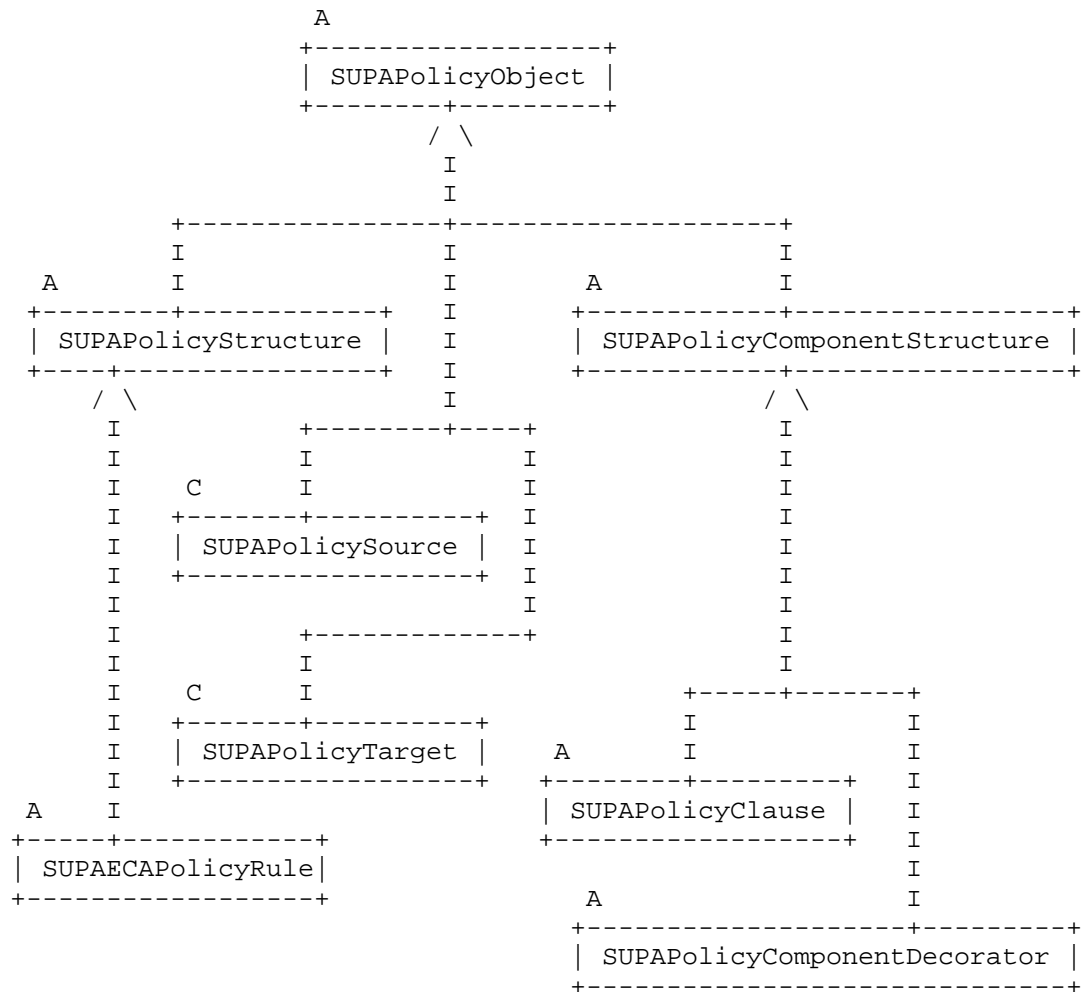


Figure 3. Functional View of the Top-Level GPIM

Note that all classes except the SUPAPolicySource and the SUPAPolicyTarget classes are defined as abstract. This provides more freedom for the data modeler in implementing the data model. For example, if the data model uses an object-oriented language, such as Java, then the above structure enables all of the abstract classes to be collapsed to a single concrete class. If this is done, attributes as well as relationships are inherited.

4.3.1. SUPAPolicyObject

A SUPAPolicyObject serves as a single root of the SUPA system (i.e., all other classes in the model are subclasses of the SUPAPolicyObject class). This simplifies code generation and reusability. It also enables SUPAPolicyMetadata objects to be attached to any appropriate subclass of SUPAPolicyObject.

4.3.2. SUPAPolicyStructure

SUPAPolicyStructure is an abstract superclass that is the base class for defining different types of policies (however, in this version of this document, only ECA policy rules are modeled). It serves as a convenient aggregation point to define atomic (i.e., individual policies that can be used independently) and composite (i.e., hierarchies of policies) SUPAPolicies; it also enables PolicySources and/or PolicyTargets to be associated with a given set of Policies.

SUPAPolicies are defined as either a stand-alone PolicyContainer or a hierarchy of PolicyContainers. A PolicyContainer specifies the structure, content, and optionally, source, target, and metadata information for a SUPAPolicy. This is implemented by the subclasses of SUPAPolicyStructure. For example, the composite pattern is used to create two subclasses of the SUPAECAPolicyRule class; SUPAECAPolicyRuleAtomic is used for stand-alone policies, and SUPAECAPolicyRuleComposite is used to build hierarchies of policies.

This document defines a SUPAPolicy as an ECA Policy Rule, though the GPIM enables other types of policies to be defined and used with an ECA policy rule. The GPIM model is used in [2] and [5], along with extensions that allow [2] and [5] to define multiple types of policies that are derived from the GPIM. They also allow different combinations of different types of policy rules to be used with each other. Most previous work cannot define different types of policy rules; please see Appendix A for a comparison to previous work.

4.3.3. SUPAPolicyComponentStructure

SUPAPolicyComponentStructure is an abstract superclass that is the base class for defining components of different types of policies. SUPAPolicyStructure subclasses define the structure of a policy, while SUPAPolicyComponentStructure subclasses define the content that is contained in the structure of a policy. For example, a SUPAECAPolicyRule is an imperative policy rule, and defines its structure; its event, condition, and action clauses are populated by SUPAPolicyComponentStructure subclasses. The strength of this design is that different types of policies (e.g., imperative and declarative policies) can be represented using a common set of policy components.

Please see Appendix for a comparison to previous work.

4.3.4. SUPAPolicyClause

All policies derived from the GPIM are made up of one or more SUPAPolicyClauses, which define the content of the Policy. This enables a Policy of one type (e.g., ECA) to invoke Policies of the same or different types. SUPAPolicyClause is an abstract class, and serves as a convenient aggregation point for assembling other objects that make up a SUPAPolicyClause.

The GPIM defines a single concrete subclass of SUPAPolicyClause, called SUPAEncodedClause. This is a generic clause, and can be used by any type of Policy in a stand-alone fashion. It can also be used in conjunction with other SUPAPolicyClauses. The EPRIM also defines a subclass of SUPAPolicyClause; see section 6.7).

The structure of the GPIM is meant to provide an extensible framework for defining different types of policies. This is demonstrated by the EPRIM (see section 6) and the LSIM (see the Appendices) that each define new subclasses of SUPAPolicyClause (i.e., SUPABooleanClause and SUPALogicClause, respectively) without defining new classes that have no GPIM superclass.

A SUPAPolicyClause is defined as an object. Therefore, clauses and sets of clauses are objects, which promotes reusability.

4.3.5. SUPAPolicyComponentDecorator

One of the problems in building a policy model is the tendency to have a multitude of classes, and hence object instances, to represent different combinations of policy events, conditions, and actions. This can lead to class and/or relationship explosion. Please see Appendix A for a comparison to previous work.

SUPAPolicyClauses are constructed using the Decorator Pattern [11]. This is a design pattern that enables behavior to be selectively added to an individual object, either statically or dynamically, without affecting the behavior of other objects from the same class. The decorator pattern uses composition, instead of inheritance, to avoid class and relationship explosion. The decorator pattern also enable new objects to be composed from parts or all of existing objects without affecting the existing objects.

This enables the resulting SUPAPolicyClause to be constructed completely from objects in the SUPA information model. This facilitates the construction of policies at runtime by a machine. This is also true of [2] and [5]; however, this is NOT true of most other models. Please see Appendix A for a comparison to previous work.

SUPAPolicyComponentDecorator defines four types of objects that can be used to form a SUPAPolicyClause. Each object may be used with all other objects, if desired. The first three are defined in the GPIM, with the last defined in the EPRIM. The objects are:

- o SUPAPolicyTerm, which enables a clause to be defined in a canonical {variable, operator, value} form
- o SUPAGenericDecoratedComponent, which enabled a custom object to be defined and then used in a SUPAPolicyClause
- o SUPAPolicyCollection, which enables a collection of objects to be gathered together and associated with all or a portion of a SUPAPolicyClause
- o SUPAECAComponent, which defines Events, Conditions, and Actions as reusable objects

This approach facilitates the machine-driven construction of policies. Note that this is completely optional; policies do not have to use these constructs.

4.3.6. SUPAPolicyTarget

A SUPAPolicyTarget is a set of managed entities that a SUPAPolicy is applied to. A managed entity can only be designated a SUPAPolicyTarget if it can process actions from a SUPAPolicy.

A managed object may not be in a state that enables management operations to be performed on it. Furthermore, the policy-based management system SHOULD ensure that the management entity performing the management operations has the proper permissions to perform the management operations. The design of the SUPAPolicyTarget addresses both of these criteria.

4.3.7. SUPAPolicySource

A SUPAPolicySource is a set of managed entities that authored, or are otherwise responsible for, this SUPAPolicy. Note that a SUPAPolicySource does NOT evaluate or execute SUPAPolicies. Its primary use is for auditability and the implementation of deontic and/or alethic logic.

4.4. The Design of the GPIM

This section describes the overall design of the GPIM.

The GPIM defines a policy as a type of PolicyContainer. For this version, only ECA Policy Rules will be described. However, it should be noted that the mechanism described is applicable to other types of policies (e.g., declarative) as well.

4.4.1. Structure of Policies

Recall that a PolicyContainer was defined as a special type of container that provides at least the following three functions:

1. It uses metadata to define how its content is described and/or prescribed
2. It separates the content of the policy from the representation of the policy
3. It provides a convenient control point for OAMP operations.

The first requirement is provided by the ability for any subclass of Policy (the root of the information model) to aggregate one or more concrete instances of a SUPAPolicyMetadata class. This is explained in detail in section 5.2.2.

The second requirement is met by representing an ECA Policy as having two parts: (1) a rule part and (2) components that make up the rule. Since functional and declarative policies are not, strictly speaking, "rules", the former is named PolicyStructure, while the latter is named PolicyComponentStructure.

The third requirement is met by the concrete subclasses of PolicyStructure. Since they are PolicyContainers, they are made up of the SUPAECAPolicyRule, its components, and any metadata that applies to the PolicyContainer, the SUPAECAPolicyRule, and/or any components of the SUPAECAPolicyRule. This provides optional low-level control over any part of the SUPAECAPolicyRule.

The above requirements result in the design shown in Figure 4.

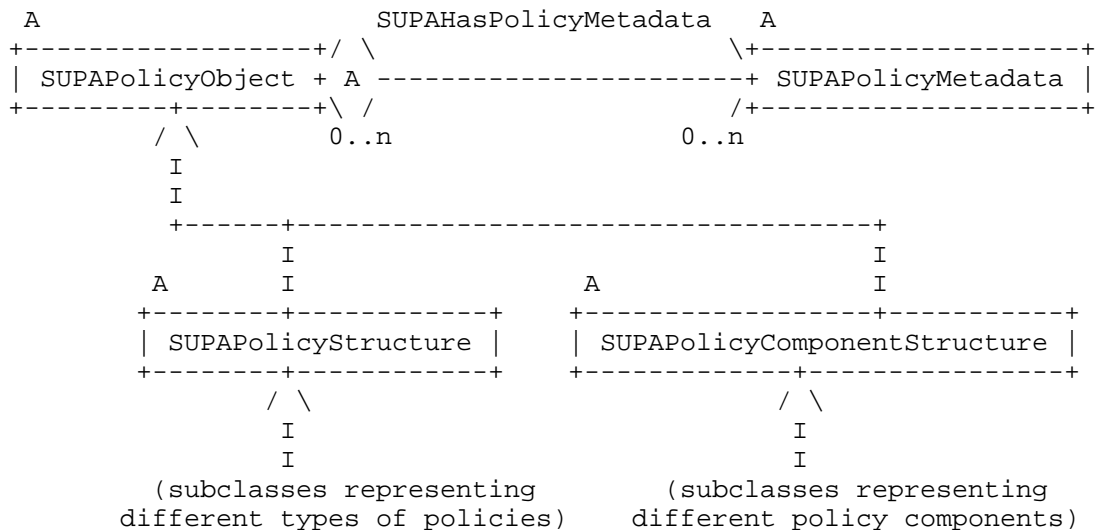


Figure 4. Structure of a Policy

Note that aggregation in Figure 4 (named SUPAHasPolicyMetadata) is realized as an association class, in order to manage which set of Metadata can be aggregated by which SUPAPolicyObject. The combination of these three functions enables a PolicyContainer to define the behavior of how its constituent components will be accessed, queried, stored, retrieved, and how they operate.

It is often necessary to construct groups of policies. The GPIM follows [2] and [5], and uses the composite pattern [11] to implement this functionality, as shown in Figure 5 below. There are a number of advantages to using the composite pattern over a simple relationship, as detailed in [11].

Figure 5 shows that SUPAPolicyStructure has a single subclass, called SUPAECAPolicyRule. Note, however, that other types of policies, such as declarative policies, can be defined as subclasses of SUPAPolicyStructure in the future.

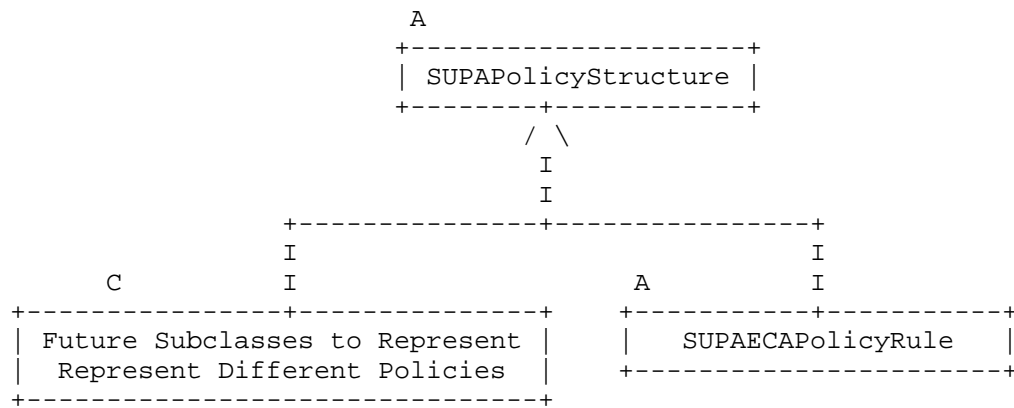


Figure 5. The Composite Pattern Applied to SUPAPolicyStructure

4.4.2. Representing an ECA Policy Rule

An ECA policy rule is a 3-tuple, made up of one or more event clauses, one or more condition clauses, and one or more action clauses. Each clause may be viewed as a predicate, as it provides a TRUE or FALSE output. The canonical form of a clause is a 3-tuple of the form "variable operator value", and can be made into more complex Boolean expressions. For example, the SUPAPolicyClause: "((A AND B) OR NOT (C AND D))" consists of two clauses, "(A AND B)" and "(C OR D)", that are combined together using the operators OR and NOT.

A SUPAECAPolicyRule is defined (in the EPRIM) as an abstract subclass of SUPAPolicyStructure.

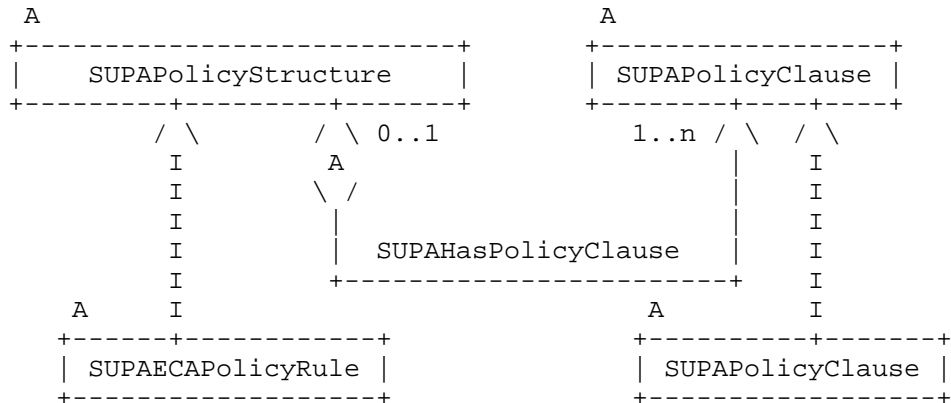


Figure 6. SUPAECAPolicyRule Aggregating SUPAPolicyClauses

Note that the aggregation SUPAHasPolicyClause in Figure 6 is realized as an association class, in order to manage which set of SUPAPolicyClauses can be aggregated by which set of SUPAECAPolicyRules. This aggregation is defined at the SUPAPolicyStructure level, and not at the lower level of SUPAECAPolicyRule, so that non-ECA policies can also use this aggregation.

Since a SUPAECAPolicyRule consists of three SUPAPolicyClauses, at least three separate instances of the SUPAHasPolicyClause aggregation are instantiated in order to make a complete SUPAECAPolicyRule, as shown in Figure 7.

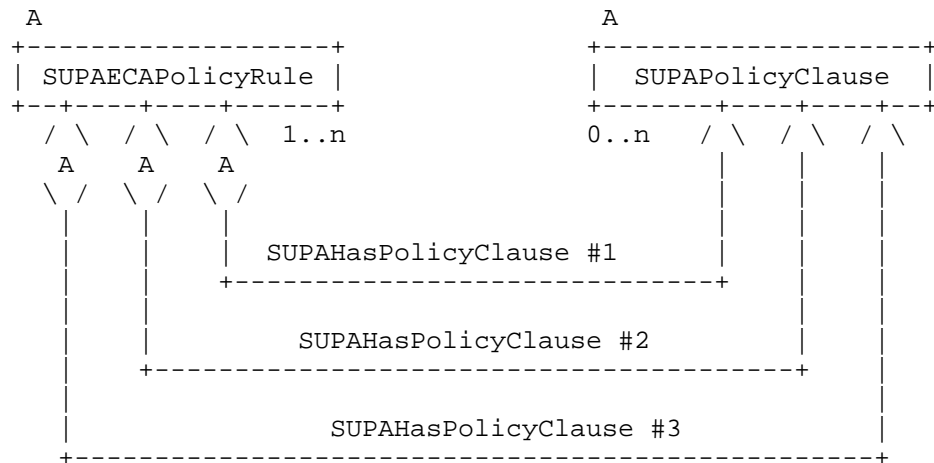


Figure 7. Instantiating a SUPAECAPolicyRule, part 1

In figure 7, SUPAECAPolicyRule is shown as "owning" these three aggregations, since it inherits them from its superclass (SUPAPolicyStructure). The three aggregations represent the event, condition, and action clauses of a SUPAECAPolicyRule. Note that each of these clauses MAY consist of one or more SUPAPolicyClauses. Similarly, each SUPAPolicyClause MAY consist of one or more predicates. In this way, complex event, condition, and action clauses, which are combinations of Boolean expressions that form a logical predicate) are supported, without having to define additional objects (as is done in previous work; please see Appendix A for a comparison to previous work).

The multiplicity of the SUPAHasPolicyClause aggregation is 0..n on the aggregate side and 1..n on the part side. This means that a particular SUPAECAPolicyRule MUST aggregate at least one SUPAPolicyClause, and that a given SUPAPolicyClause MAY be aggregated by zero or more SUPAECAPolicyRule objects.

This cardinality MAY be refined to 3..n for SUPAECAPolicyRules, since a SUPAECAPolicyRule MUST have at least three separate clauses. However, since a SUPAPolicyStructure is the owner of this aggregation (which is inherited by SUPAECAPolicyRule), the cardinality is defined to be 1..n on the part side because other types of Policies have different needs. The 0..n cardinality means that a SUPAPolicyClause may be aggregated by zero or more SUPAECAPolicyRules. The zero is provided so that SUPAPolicyClauses can be stored in (for example) a repository before the SUPAECAPolicyRule is created; the "or more" recognizes the fact that multiple SUPAECAPolicyRules could aggregate the same SUPAPolicyClause.

In Figure 7, suppose that SUPAHasPolicyClause#1, #2, and #3 represent the aggregations for the event, condition, and action clauses, respectively. This means that each of these SUPAHasPolicyClause aggregations must explicitly identify the type of clause that it represents.

In looking at Figure 7, there is no difference between any of the three aggregations, except for the type of clause that the aggregation represents (i.e., event, condition, or action clause).

Therefore, three different aggregations, each with their own association class, is not needed. Instead, the GPIM defines a single aggregation (SUPAHasPolicyClause) that is realized using a (single) abstract association class (SUPAHasPolicyClauseDetail); this association class is then subclassed into three concrete subclasses, one each to represent the semantics for an event, condition, and action clause.

The policy management system may use any number of different software mechanisms, such as introspection or reflection, to determine the nature of the aggregation (i.e., what object types are being aggregated) in order to select the appropriate subclass of SUPAHasPolicyClauseDetail. The three subclasses of SUPAHasPolicyClauseDetail are named SUPAHasPolicyEventDetail, SUPAHasPolicyConditionDetail, and SUPAHasPolicyActionDetail, respectively. While Event, Condition, and Action objects are typically used in ECA policy rules, the design in this document enables them to be used as policy components of other types of policies as well. This is shown in Figure 8.



Figure 8. Instantiating a SUPAECAPolicyRule, part 2

4.4.3. Creating SUPA Policy Clauses

There are two different types of Policy Components. They are a SUPAPolicyClause and a SUPAPolicyComponentDecorator. The former is used to construct SUPAECAPolicyRules, while the latter is used to add behavior to a SUPAPolicyClause. This enables the structure and capabilities of the SUPAPolicyClause to be adjusted dynamically at runtime.

However, since each SUPAECAPolicyRule can be made up of a variable number of SUPAPolicyComponents, the decorator pattern is used to "wrap" any concrete subclass of SUPAPolicyClause with zero or more concrete subclasses of the PolicyComponentDecorator object. This avoids problems of earlier models that resulted in a proliferation of classes and relationships.

Figure 9 shows these two class subclasses. Note that the decorator pattern [11] is used to enable subclasses of the SUPAPolicyComponentDecorator class to add their attributes and/or behavior to a SUPAPolicyClause (as stated in section 4.3) without affecting the behavior of other objects from the same class. More specifically, concrete subclasses of the (abstract) SUPAPolicyComponentDecorator class can be used to decorate, or "wrap", any of the concrete subclasses of the (abstract) SUPAPolicyClause class.

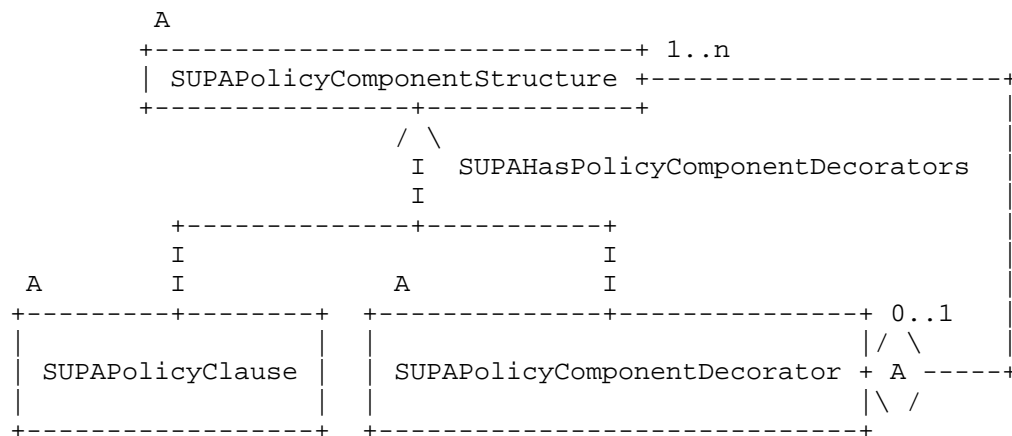


Figure 9. Subclasses of SUPAPolicyComponentStructure

Instead of using inheritance to statically create new classes to represent new types of objects, the decorator pattern uses composition to dynamically combine attributes and behavior from existing objects into new objects. This is done by defining an interface in SUPAPolicyComponent that all of the subclasses of SUPAPolicyComponent conform to. Since the subclasses are of the same type as SUPAPolicyComponent, they all have the same interface. This allows each concrete SUPAPolicyComponentDecorator subclass to add its attributes and/or behavior to the concrete subclass of SUPAPolicyClause that it is decorating (or "wrapping").

This represents an important design optimization for data models. Note that a single SUPAECAPolicyRule can consist of any number of SUPAPolicyClauses, each of very different types. If inheritance was used, then a subclass AND an aggregation would be required for each separate clause that makes up the policy rule.

Clearly, continuing to create subclasses is not practical. Worse, suppose composite objects are desired (e.g., a new object Foo is made up of existing objects Bar and Baz). If all that was needed was one attribute of Bar and two of Baz, the developer would still have to use the entire Bar and Baz classes. This is wasteful and inefficient. In contrast, the decorator pattern enables all, or just some, of the attributes and/or behavior of a class to "wrap" another class. This is used heavily in many production systems (e.g., the java.io package) because the result is only the behavior that is required, and no other objects are affected.

The SUPAPolicyComponentDecorator class hierarchy is used to define objects that may be used to construct a SUPAPolicyClause. The decorator object can add behavior before, and/or after, it delegates to the object that it is decorating. The subclasses of SUPAPolicyComponentDecorator provide a very flexible and completely dynamic mechanism to:

- 1) add or remove behavior to/from an object
- 2) ensure that objects are constructed using the minimum amount of features and functionality required

SUPAPolicyComponentDecorator defines four subclasses, as shown in Figure 10.

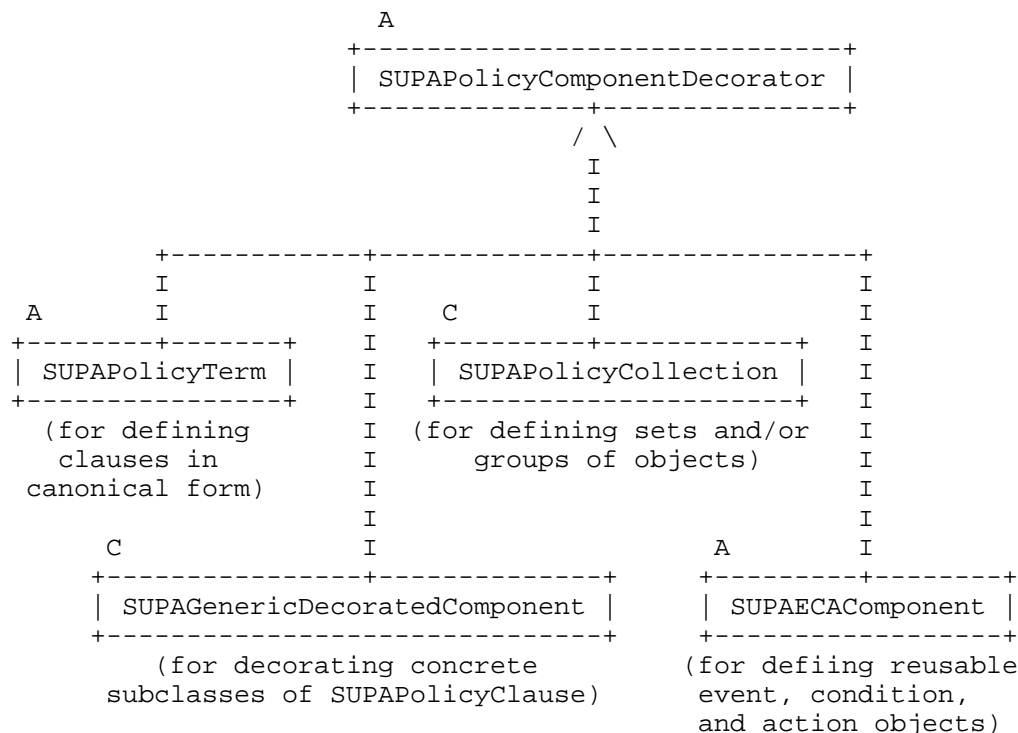


Figure 10. Subclasses of SUPAPolicyComponentDecorator

If a SUPAEncodedClause is being used, then there is no need to use any of the SUPAPolicyComponentDecorator subclasses, since the SUPAEncodedClause already completely defines the content of the SUPAPolicyClause.

However, if a SUPAEncodedClause is NOT being used, then a SUPAPolicyClause will be constructed using one or more types of objects that are each subclasses of SUPAPolicyComponentDecorator.

These four subclasses provide four different ways to construct a SUPAPolicyClause:

- 1) SUPAPolicyTerm: as a {variable, operator, value} clause
- 2) SUPAEncodedClause: as an encoded object (e.g., to pass YANG or CLI code)
- 3) SUPAPolicyCollection: as a collection of objects that requires further processing in order to be made into a SUPAPolicyClause
- 4) SUPAECAComponent: subclasses define reusable Event, Condition, or Action objects

These four different types of objects can be intermixed. For example, the first and last types can be combined as follows:

```
Variable == Event.baz                                (A)
Condition BETWEEN VALUE1 and VALUE2                  (B)
(Event.severity == 'Critical' AND
  (SLA.violation == TRUE OR User.class == 'Gold'))    (C)
```

In the above rules, (A) uses Event.baz to refer to an attribute of the Event class; (B) defines two different instances of a Value class, denoted as Value1 and Value2; (C) uses the nomenclature foo.bar, where foo is the name of a class, and bar is the name of an attribute of that class.

4.4.4. Creating SUPAPolicyClauses

The GPIM defines a single subclass of SUPAPolicyClause, called SUPAEncodedClause. This clause is generic in nature, and MAY be used with any type of policy (ECA or otherwise). The EPRIM defines an ECA-specific subclass of the GPIM, called a SUPABooleanClause, which is intended to be used with just ECA policy rules; however, other uses are also possible.

Together, the GPIM and EPRIM provide several alternatives to implement a SUPAPolicyClause, enabling the developer to optimize the solution for different constraints:

- 1) The SUPAPolicyClause can be encoded using one or more SUPAEncodedClauses; a SUPAEncodedClause encodes the entire content of its respective event, condition, or action clause.
- 2) The SUPAPolicyClause can be defined using one or more SUPABooleanClauses; each of the three clauses can be defined as either a single SUPABooleanClause, or a combination of SUPABooleanClauses that are logically ANDed, ORed, and/or NOTed.
- 3) The above two mechanisms can be combined (e.g., the first used to define the event clause, and the second used to define the condition and action clauses).

Figure 11 shows the subclasses of SUPAPolicyClause.

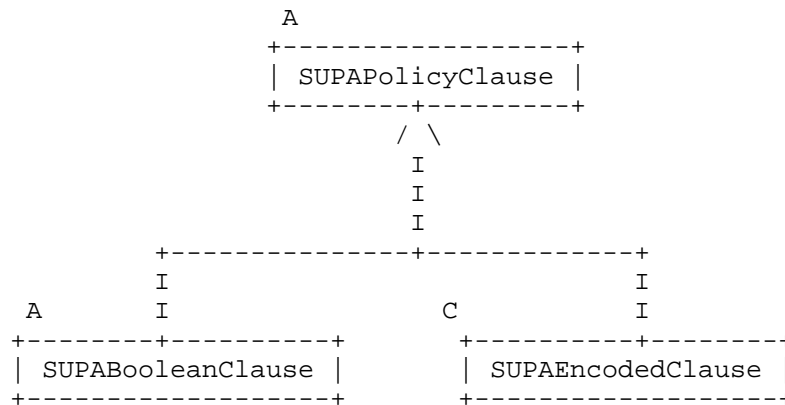


Figure 11. Subclasses of SUPAPolicyClause

SUPABooleanClause is defined in the EPRIM, and is used to construct Boolean clauses that collectively make up a SUPAPolicyClause. It is abstract, so that the composite pattern can be applied to it, which enables hierarchies of Boolean clauses to be created. SUPAEncodedClause (see section 6.7) is used to encode the content of a SUPAPolicyClause as an attribute (instead of reusable objects).

4.4.5. SUPAPolicySources

A SUPAPolicySource is a set of managed entities that authored, or are otherwise responsible for, this SUPAPolicy. Note that a SUPAPolicySource does NOT evaluate or execute SUPAPolicies. Its primary use is for auditability, authorization policies, and other applications of deontic and/or alethic logic.

SUPAPolicyStructure defines four relationships. Two of these (SUPAHasPolicySource and SUPAHasPolicyTarget), which are both aggregations, relate a SUPAPolicyStructure to a SUPAPolicySource and a SUPAPolicyTarget, respectively. Since SUPAECAPolicyRule is a subclass of SUPAPolicyStructure, it (and its subclasses) inherit both of these aggregations. This enables SUPAPolicySources and/or SUPAPolicyTargets to be attached to SUPAECAPolicyRules (but NOT to components of a SUPAPolicy).

Figure 12 shows how SUPAPolicySources and SUPAPolicyTargets are attached to a SUPAPolicy. Note that both of these aggregations are defined as optional, since their multiplicity is 0..n - 0..n. In addition, both of these aggregations are realized as association classes, in order to be able to control which SUPAPolicySources and SUPAPolicyTargets are attached to a given SUPAECAPolicyRule.

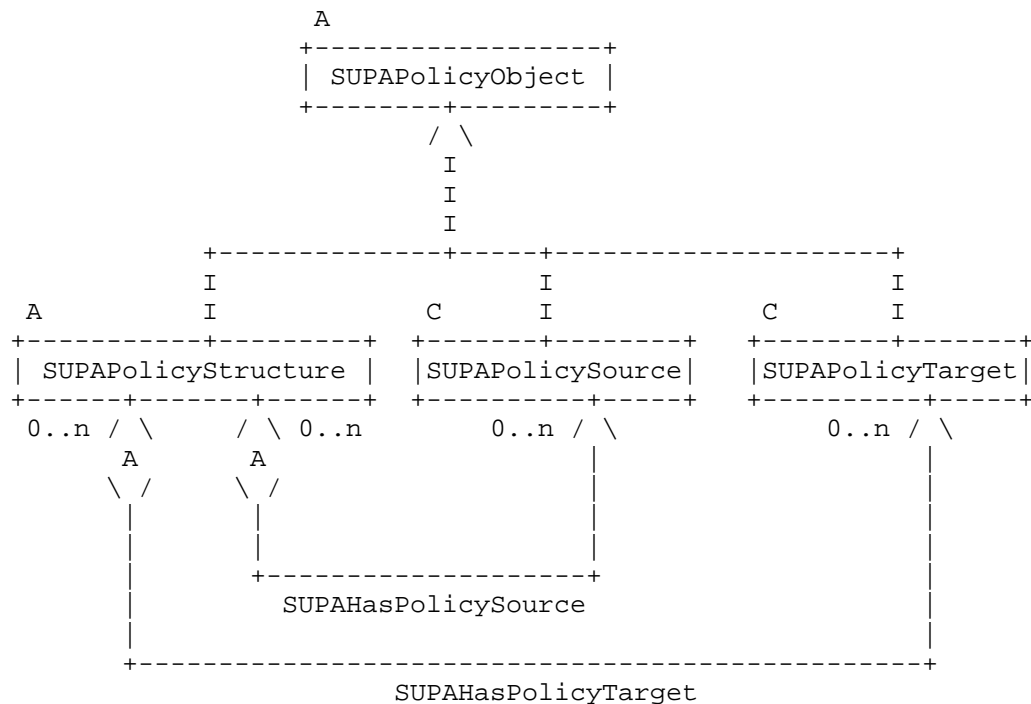


Figure 12. ECAPolicyRules, SUPAPolicySources, and PolicyTargets

A SUPAPolicySource MAY be mapped to a role (e.g., using the role-object pattern [11]); this indirection makes the system less fragile, as entities can be transparently added or removed from the role definition without adversely affecting the definition of the SUPAPolicy. Note that SUPAPolicyRole is a subclass of SUPAPolicyMetadata.

4.4.6. SUPAPolicyTargets

A SUPAPolicyTarget defines the set of managed entities that a SUPAPolicy is applied to. This is useful for debugging, as well as when the nature of the application requires the set of managed entities affected by a Policy to be explicitly identified. This is determined by two conditions:

- 1) The set of managed entities that are to be affected by the SUPAPolicy must all agree to play the role of a SUPAPolicyTarget. For example, a managed entity may not be in a state that enables SUPAPolicies to be applied to it; hence, in this case, it MUST NOT assume the role of ability SUPAPolicyTarget
- 2) A SUPAPolicyTarget must be able to:
 - a) process (either directly or with the aid of a proxy) SUPAPolicies, or
 - b) receive the results of a processed SUPAPolicy and apply those results to itself.

Figure 12 showed how SUPAPolicyTargets are attached to SUPAECAPolicyRules.

A SUPAPolicyTarget MAY be mapped to a role (e.g., using the role-object pattern [11]); this indirection makes the system less fragile, as entities can be transparently added or removed from the role definition without adversely affecting the definition of the SUPAPolicy. Note that SUPAPolicyRole is a subclass of SUPAPolicyMetadata.

4.4.7. Policy Metadata

Metadata is, literally, data about data. As such, it can be descriptive or prescriptive in nature.

4.4.7.1. Motivation

There is a tendency in class design to make certain attributes, such as description, status, validFor, and so forth, bound to a specific class (e.g., [6]). This is bad practice in an information model. For example, different classes in different parts of the class hierarchy could require the use of any of these attributes; if one class is not a subclass of the other, then they must each define the same attribute as part of their class structure. This makes it difficult to find all instances of the attribute and ensure that they are synchronized. Furthermore, context can dynamically change the status of an object, so an easy way to update the status of one object instance without affecting other instances of the same object is required.

Many models, such as [4] and [6], take a simplistic approach of defining a common attribute high in the hierarchy, and making it optional. This violates classification theory, and defeats the purpose of an information model, which is to specify the differences in characteristics and behavior between classes (as well as define how different classes are related to each other). Note that this also violates a number of well-known software architecture principles, including:

- o the Liskov Substitution Principle [13]
(if A is a subclass of B, then objects instantiated from class B may be replaced with objects instantiated from class A WITHOUT ALTERING ANY OF THE PROGRAM SEMANTICS)
- o the Single Responsibility Principle [14]
(every class should have responsibility over one, and only one, part of the functionality provided by the program)

Most models use inheritance, not composition. The former is simpler, but has some well-known problems. One is called "weak encapsulation", meaning that a subclass can use attributes and methods of a superclass, but if the superclass changes, the subclass may break. Another is that each time a new object is required, a new subclass must be created. These problems are present in [RFC3460], [4], and [6].

Composition is an alternative that provides code that is easier to use. This means that composition can provide data models that are more resistant to change and easier to use. By using composition, we can select just the metadata objects that are needed, instead of having to rely on statically defined objects. We can even create new objects from a set of existing objects through composition. Finally, we can use the decorator pattern to select just the attributes and behaviors that are required for a given instance.

In [2] and [5], a separate metadata class hierarchy is defined to address this problem. This document follows this approach.

4.4.7.2. Design Approach

The goal of the GPIM is to enable metadata to be attached to any subclass of SUPAPolicyObject that requires it. Since this is a system intended for policy-based management, it therefore makes sense to be able to control which metadata is attached to which policies dynamically (i.e., at runtime).

One solution is to use the Policy Pattern [1], [2], [6], [12]. This pattern was built to work with management systems whose actions were dependent upon context. The Policy Pattern works as follows:

- o Context is derived from all applicable system inputs (e.g., OAMP data from network elements, business goals, time of day, geo-location, etc.).
- o Context is then used to select a working set of Policies.
- o Policies are then used to define behavior at various control points in the system.
- o One simple type of control point is an association class. Since the association class represents the semantics of how two classes are related to each other, then
 - o ECAPolicyRule actions can be used to change the attribute values, methods, and relationships of the association class
 - o This has the affect of changing how the two classes are related to each other
- o Finally, as context changes, the working set of policies change, enabling the behavior to be adjusted to follow changes in context (according to appropriate business goals and other factors, of course) in a closed loop manner.

Conceptually, this is accomplished as shown in Figure 13 below.

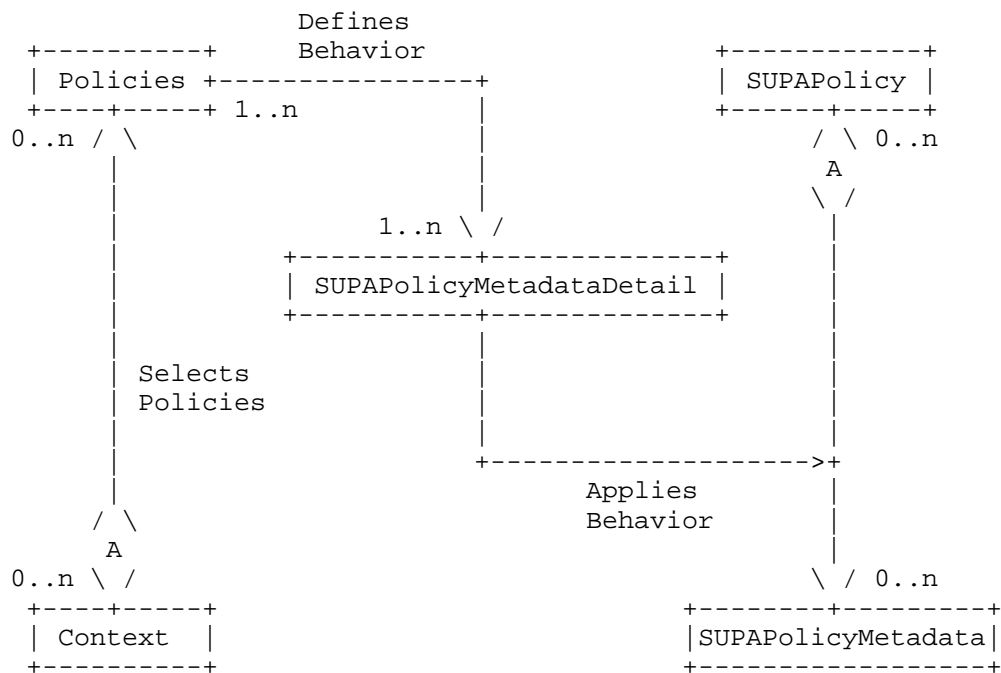


Figure 13. Context-Aware Policy Rules

4.4.7.2.1. Policies and Actors

The Policy Continuum ([1] [5] [10] [12]) was defined to associate different actors with different policies at different levels of business and/or technical specificity. Context-aware policy rules, and the Policy Pattern, were defined to realize this association.

Four important functions related to the lifecycle of policies are design, implementation, deployment, and execution. There are many different possible definitions of these functions (even for policy lifecycle management); however, for the purposes of this document, they are defined as follows:

- o Design: The process of defining a software architecture to satisfy user requirements.
- o Development: the process of documenting, programming, testing, and maintaining code and applications as part of a software product
- o Deployment: the process that assembles and transfers completed software artifacts to a state that enables their execution
- o Execution: the process of installing, activating, running, and subsequently deactivating executable software products

The design process is responsible for producing a software architecture. This emphasizes the design, as opposed to the programming, of software systems. In contrast to design, development emphasizes constructing software artifacts via coding and documentation.

Deployment may be described as the process of releasing software. It includes all of the operations required to assemble a completed software product. It typically also includes the process of preparing a software product for execution (e.g., assembling a set of software products into a larger product, determining if the consumer site has appropriate resources to install and execute the software product, and collecting information on the feasibility of using the software product). This contrasts with the execution process, which is the set of processes that follow deployment.

In summary, exemplar states in the policy lifecycle process include:

- o Design: determining how the policy-based management system will operate
- o Development: documenting, programming, testing, and maintaining policies and policy components
- o Deployment: assembling the components of a policy-based management system
- o Execution: installing, enabling, running, disabling, and uninstalling policies and policy components

4.4.7.2.2. Deployment vs. Execution of Policies

One of the primary reasons for separating the deployment and execution processes is to differentiate between environments that are not ready to execute policies (i.e., deployment) and environments that are ready to execute policies (i.e., execution). This is an important consideration, since policies that are related to the same set of tasks may be deployed in many different places (e.g., in a policy system vs. in a network device). In addition, each managed entity in the set of SUPAPolicyTargets may or may not be in a state that allows SUPAPolicies to be applied to it (see section 4.4.6.).

Hence, this design includes dedicated class attributes for getting and setting the deployment and execution status, as well as enabling and disabling, SUPAPolicies (see section 5.3.1.).

4.4.7.2.3. Using SUPAMetadata for Policy Deployment and Execution

One way of encoding deployment and execution status for policies and policy components is to attach Metadata objects to affected SUPAPolicyStructure and SUPAPolicyComponentStructure objects. This provides an extensible and efficient means to describe and/or prescribe deployment and/or execution status of a policy or a policy component. It is extensible, since classes and relationships can be used, as opposed to a set of attributes. It is efficient, because the decorator pattern (see section 5.7) is used (this enables attributes and/or methods of objects, or the entire object, to be used to add characteristics and/or behavior to a given object).

SUPAPolicyMetadata objects (see sections 5.16 - 5.20) may be attached to the SUPAECAPolicyRule and/or any of its components to define additional semantics of the SUPAECAPolicyRule. For example, SUPAAccessMetadataDef (see section 5.19) and/or SUPAVersionMetadataDef (see section 5.20) may be attached to define the access privileges and version information, respectively, of a policy rule and/or its components.

The SUPAPolicyStructure contains two attributes, supaPolDeployStatus and supaPolExecStatus (see sections 5.3.1.3. and 5.3.1.4., respectively) that SUPAPolicyMetadata objects can use to get and set the deployment and execution status of a SUPAPolicy. This allows metadata to be used to alter the deployment and/or execution state of a policy (or a set of policy components) without having to affect other parts of the policy-based management system. The supaPolDeployStatus attribute indicates that this SUPAPolicy can or cannot be deployed. If it cannot be deployed. Similarly, the supaPolExecStatus attribute is used to indicate if a particular SUPAPolicy has executed, is currently executing, or is ready to execute, and whether or not the execution of that SUPAPolicy had any failures.

The reverse is also true (and hence, forms a closed-loop system controlled by metadata). For example, if the set of deployed SUPAPolicies are SUPAECAPolicyRules, then when the actions of these SUPAECAPolicyRules are executed, the overall context has changed (see section 4.4.7.2). The context manager could then change attribute values (directly or indirectly) in the SUPAPolicyMetadataDetail association class. This class represents the behavior of the SUPAHasPolicyMetadata aggregation, which is used to define which SUPAPolicyMetadata can be attached to which SUPAPolicy object in this particular context. For example, the access privileges of a policy and/or policy component could be changed dynamically, according to changes in context.

By using the decorator pattern on SUPAPolicyMetadata, any number of SUPAPolicyMetadata objects (or their attributes, etc.) can be wrapped around a concrete subclass of SUPAPolicyMetadata. This is shown in Figure 14 below.

4.4.7.3. Structure of SUPAPolicyMetadata

SUPAPolicyMetadata also uses the decorator pattern to provide an extensible framework for defining metadata to attach to SUPAPolicy subclasses. Its two principal subclasses are SUPAPolicyConcreteMetadata and SUPAPolicyMetadataDecorator. The former is used to define concrete subclasses of SUPAPolicyMetadata that are attached at runtime to SUPAPolicy subclasses, while the latter is used to define concrete objects that represent reusable attributes, methods, and relationships that can be added to subclasses of SUPAPolicyConcreteMetadata.

For example, concepts like identification, access control, and version information are too complex to represent as a single attribute, or even a couple of attributes - they require the generic power of objects to represent their characteristics and behavior. Furthermore, defining concrete classes to represent these concepts in the policy hierarchy is fragile, because:

1. not all objects that use these concepts need all of the information represented by them (e.g., two subclasses of an Identification Object may be Passport and Certificate, but these two objects are rarely used together, and even those contexts that use one of these classes may not need all of the data in that class)
2. defining a class means defining its attributes, methods, and relationships at a particular place in the hierarchy; this means that defining a relationship between a class A and another class B SHOULD only be done if all of the subclasses of B can use the attributes, methods, and relationships of A (e.g., in the above example, defining a relationship between an Identification Object and a superclass of a router class is not appropriate, since routers do not use Passports)

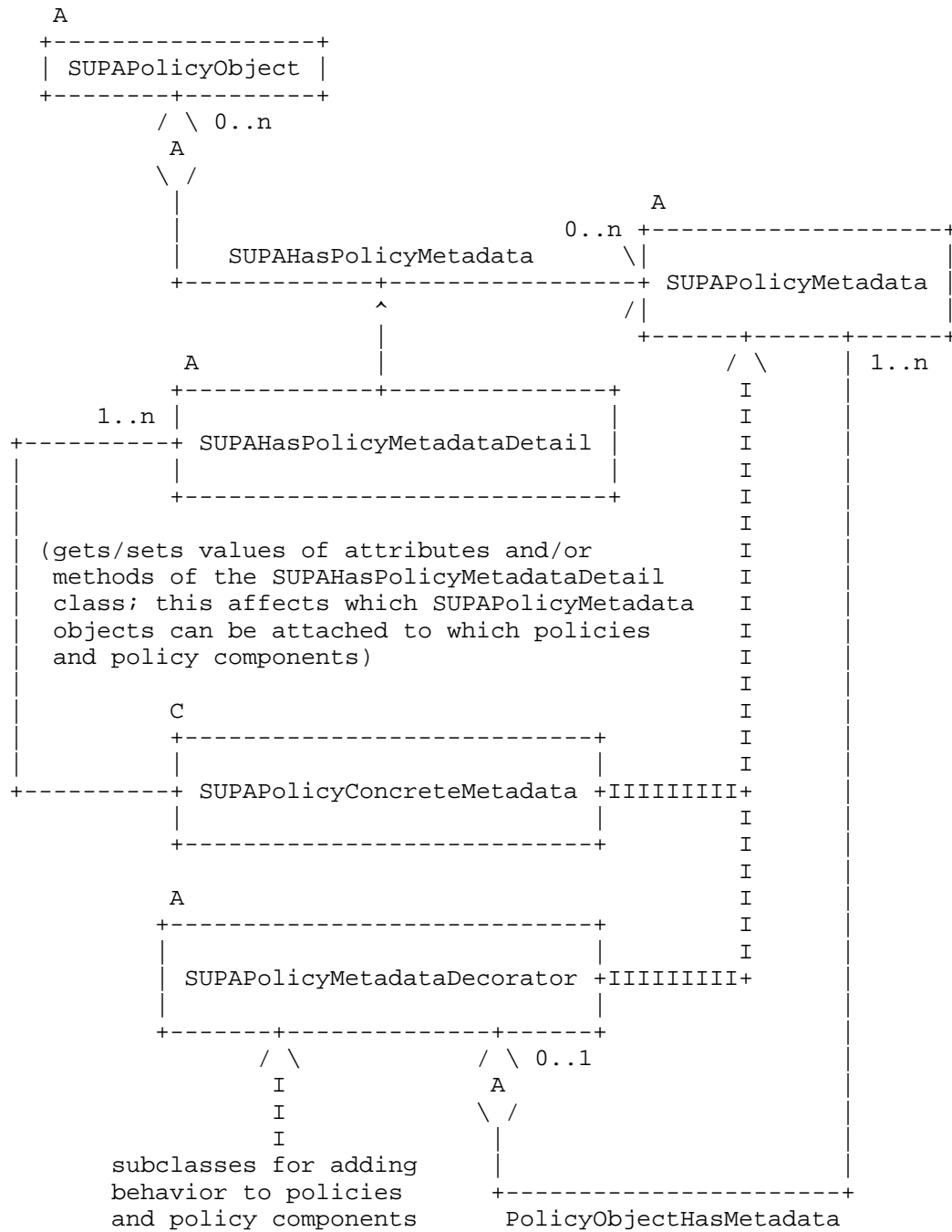


Figure 14. SUPAPolicyMetadata Subclasses and Relationships

Since a class encapsulates attributes, methods, and behavior, defining the Identification Object in the above example as a type of SUPAPolicyMetadata object enables the decorator pattern to be used to attach all or part of that object to other objects that need it.

Figure 15 shows a portion of the SUPAPolicyMetadata hierarchy.




Figure 15. SUPAPolicyMetadata Subclasses and Relationships

Figure 15 shows a relevant portion of the SUPAPolicyMetadata hierarchy. SUPAPolicyConcreteMetadata is a concrete class that subclasses of the SUPAPolicyMetadataDecorator class can wrap. Two such subclasses, SUPAPolicyAccessMetadataDef and SUPAPolicyVersionMetadataDef, are shown in Figure 15. This enables access control and version information to be added statically (at design time) or dynamically (at runtime) to SUPAPolicyConcreteMetadata; this enables metadata-driven systems to adjust the behavior of the management system to changes in context, business rules, services given to end-users, and other similar factors. This is discussed more in sections 5.18 - 5.20.

4.5. Advanced Features

This section will be completed in the next revision of this document.

4.5.1. Policy Grouping

This section will be completed in the next revision of this document.

4.5.2. Policy Rule Nesting

This section will be completed in the next revision of this document.

5. GPIM Model

This section defines the classes, attributes, and relationships of the GPIM.

5.1. Overview

The overall class hierarchy is shown in Figure 16; section numbers are appended after each class.




Figure 16: Main Classes of the GPIM

SUPAPolicy is the root of the SUPA class hierarchy. For implementations, it is assumed that SUPAPolicy is subclassed from a class from another model.

Classes, attributes, and relationships that are marked as "mandatory" MUST be part of a conformant implementation (i.e., a schema MUST contain these entities). This does not mean that these entities must be instantiated; rather it means that they must be able to be instantiated. Classes, attributes, and relationships that are marked as "optional" MAY be part of a conformant implementation.

Unless otherwise stated, all classes (and attributes) defined in this section were abstracted from DEN-ng [2], and a version of them are in the process of being added to [5]. However, the work in [5] has been put on hold, and the names of many of the classes, attributes, and relationships are slightly different.

5.2. The Abstract Class "SUPAPolicyObject"

This is a mandatory abstract class. Figure 17 shows the SUPAPolicyObject class, and its four subclasses.

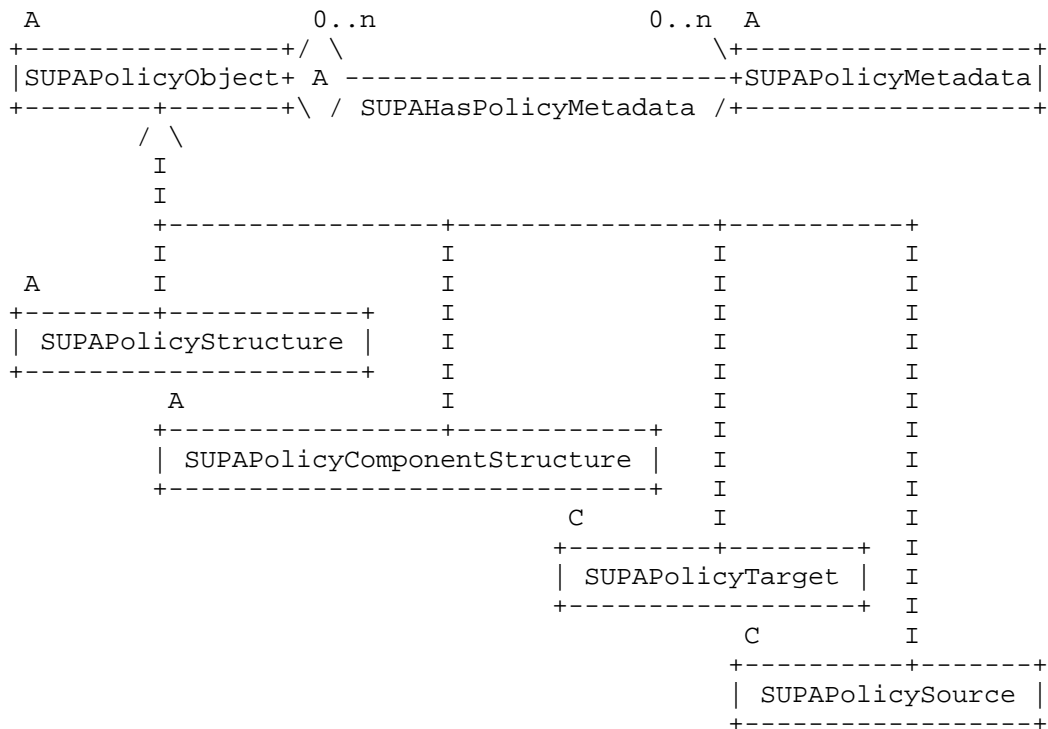


Figure 17. SUPAPolicyObject and Its Subclasses

This class is the root of the SUPA class hierarchy. It defines the common attributes and relationships that all SUPA subclasses inherit.

A SUPAPolicyObject MAY be qualified by a set of zero or more SUPAPolicyMetadata objects. This is provided by the SUPAHasPolicyMetadata aggregation (see Section 5.2.2). This enables the semantics of the SUPAPolicyObject to be more completely specified.

5.2.1. SUPAPolicyObject Attributes

This section defines the attributes of the SUPAPolicyObject class. These attributes are inherited by all subclasses of the GPIM except for the SUPAPolicyMetadata class, which is a sibling class.

5.2.1.1. Object Identifiers

This document defines two class attributes in SUPAPolicyObject, called supaPolObjIDContent and supaPolObjIDEncoding, that together define a unique object ID. This enables all class instances to be uniquely identified.

One of the goals of SUPA is to be able to generate different data models that support different types of protocols and repositories. This means that the notion of an object ID must be generic. It is inappropriate to use data modeling concepts, such as keys, GUIDs, UUIDs, FQDNs, URIs, and other similar mechanisms, to define the structure of an information model. Therefore, a synthetic object ID is defined using these two attributes. This can be used to facilitate mapping to different data model object schemes, such as those depending on URIs, FQDNs, UUIDs, primary key-foreign key relationships, UUIDs, and others can all be accommodated.

The two attributes work together, with the supaPolObjIDContent attribute defining the content of the object ID and the supaPolObjIDEncoding attribute defining how to interpret the content. These two attributes form a tuple, and together enable a machine to understand the syntax and value of an object identifier for the object instance of this class.

Similarly, all SUPA classes are attributes are both uniquely named as well as prepended with the prefixes "SUPA" and "supa", respectively, to facilitate model integration.

5.2.1.2. The Attribute "supaPolObjIDContent"

This is a mandatory string attribute that represents part of the object identifier of an instance of this class. It defines the content of the object identifier. It works with another class attribute, called `supaPolObjIDEncoding`, which defines how to interpret this attribute. These two attributes form a tuple, and together enable a machine to understand the syntax and value of an object identifier for the object instance of this class. This is based on the DEN-ng class design [2].

5.2.1.3. The Attribute "supaPolObjIDEncoding"

This is a mandatory non-zero enumerated integer attribute that represents part of the object identifier of an instance of this class. It defines the format of the object identifier. It works with another class attribute, called `supaPolObjIDContent`, which defines the content of the object ID. These two attributes form a tuple, and together enable a machine to understand the syntax and value of an object identifier for the object instance of this class. The `supaPolObjIDEncoding` attribute is mapped to the following values:

- 0: undefined
- 1: GUID
- 2: UUID
- 3: primary key
- 4: foreign key
- 5: URI
- 6: FQDN

The value 0 may be used to initialize the system, or to signal that there is a problem with this particular `SUPAPolicyObject`.

5.2.1.4. The Attribute "supaPolicyDescription"

This is an optional string attribute that defines a free-form textual description of this object.

5.2.1.5. The Attribute "supaPolicyName"

This is an optional string attribute that defines the name of this Policy. This enables any existing generic naming attribute to be used for generic naming, while allowing this attribute to be used to name Policy entities in a common manner. Note that this is NOT the same as the `commonName` attribute of the Policy class defined in [RFC3060], as that attribute is intended to be used with just X.500 cn attributes.

5.2.2. SUPAPolicyObject Relationships

The SUPAPolicyObject class currently defines a single relationship, as defined in the subsections below.

5.2.2.1. The Aggregation "SUPAHasPolicyMetadata"

This is a mandatory aggregation that defines the set of SUPAPolicyMetadata that are aggregated by this particular SUPAPolicyObject. This aggregation is defined in section 5.16.2.

5.2.2.2. The Association Class "SUPAHasPolicyMetadataDetail"

This is a mandatory concrete association class that defines the semantics of the SUPAPolicyMetadata aggregation. This enables the attributes and relationships of the SUPAPolicyMetadataDetail class to be used to constrain which SUPAPolicyMetadata objects can be aggregated by this particular SUPAPolicyObject instance. This association class is defined in Section 5.16.3.

5.3. The Abstract Class "SUPAPolicyStructure"

This is a mandatory abstract class that is used to represent the structure of a SUPAPolicy. This class (and all of its subclasses) is a type of PolicyContainer. SUPAPolicyStructure was abstracted from DEN-ng [2], and a version of this class is in the process of being added to [5]. However, the version in [5] differs significantly. First, the class and relationship definitions are different. Second, [5] uses the composite pattern. Neither of these are implemented in this document because of optimizations done to the SUPA class hierarchy that are NOT present in [5].

For this release, the only official type of policy that is supported is the event-condition-action (ECA) type of policy rule. However, the structure of the SUPA hierarchy is defined to facilitate adding new types of rules later.

A SUPAPolicy may take the form of an individual policy or a set of policies. This requirement is supported by applying the composite pattern to subclasses of the SUPAPolicyStructure class, as shown in Figure 5. In this document, this is done for the SUPAECAPolicyRule subclass, and results in two subclasses: SUPAECAPolicyRuleAtomic (for defining stand-alone policies) and SUPAECAPolicyRuleComposite (for defining hierarchies of policies).

Note that there is no need for a "match strategy attribute" that some models [RFC3460], [4], [6] have; this is because the SUPAPolicyStructure class is used just for containment. Hence, the containers themselves serve as the scoping component for nested policies.

5.3.1. SUPAPolicyStructure Attributes

The following subsections define the attributes of the SUPAPolicyStructure class.

The SUPAPolicyStructure class has a number of attributes that have no counterpart in the SUPAPolicyComponentStructure class. This is because these attributes are only appropriate at the level of a policy rule, not at the level of a policy component.

Care must be taken in adding attributes to this class, because the behavior of future subclasses of this class (e.g., declarative and functional policies) is very different than the behavior of SUPAECAPolicyRules.

5.3.1.1. The Attribute "supaPolAdminStatus"

This is an optional attribute, which is an enumerated non-negative integer. It defines the current administrative status of this SUPAPolicyClause.

This attribute can be used to place this particular SUPAPolicyStructure object instance into a specific administrative state, such as enabled, disabled, or in test. Values include:

- 0: Unknown (an error state)
- 1: Enabled
- 2: Disabled
- 3: In Test (i.e., no operational traffic can be passed)

Value 0 denotes an error that prevents this SUPAPolicyStructure from being used. Values 1 and 2 mean that this SUPAPolicyStructure is administratively enabled or disabled, respectively. A value of 3 means that this SUPAPolicyStructure is in a special test mode and SHOULD NOT be used as part of an OAM&P policy.

5.3.1.2. The Attribute "supaPolContinuumLevel"

This is an optional non-negative integer attribute. It defines the level of abstraction, or policy continuum level [10], of this particular SUPAPolicy. The value assignment of this class is dependent on the application; however, it is recommended that for consistency with other SUPA attributes, the value of 0 is reserved for initialization and/or error conditions.

By convention, lower values represent more abstract levels of the policy continuum. For example, a value of 1 could represent business policy, a value of 2 could represent application-specific policies, and a value of 3 could represent low-level policies for network administrators.

5.3.1.3. The Attribute "supaPolDeployStatus"

This is an optional enumerated, non-negative integer attribute. The purpose of this attribute is to indicate that this SUPAPolicy can or cannot be deployed by the policy management system. This attribute enables the policy manager to know which SUPAPolicies to retrieve, and may be useful for the policy execution system for planning the staging of SUPAPolicies. Values include:

- 0: undefined
- 1: deployed and enabled
- 2: deployed and in test
- 3: deployed but not enabled
- 4: ready to be deployed
- 5: cannot be deployed

If the value of this attribute is 0 or 5, then the policy management system SHOULD ignore this SUPAPolicy. Otherwise, the policy management MAY use this SUPAPolicy.

5.3.1.4. The Attribute "supaPolExecStatus"

This is an optional attribute, which is an enumerated, non-negative integer. It defines the current execution status of this SUPAPolicy. Values include:

- 0: undefined
- 1: executed and SUCCEEDED (operational mode)
- 2: executed and FAILED (operational mode)
- 3: currently executing (operational mode)
- 4: ready to execute (operational mode)
- 5: executed and SUCCEEDED (test mode)
- 6: executed and FAILED (test mode)
- 7: currently executing (test mode)
- 8: ready to execute (test mode)

5.3.1.5. The Attribute "supaPolExecFailStrategy"

This is an optional non-negative, enumerated integer that defines what actions, if any, should be taken by this SUPAPolicyStructure object if it fails to execute correctly.

Note that some systems may not be able to support all options specified in this enumeration. If rollback is supported by the system, then option 2 may be skipped. Options 3 and 4 can be used by systems that do and do not support rollback. Values include:

- 0: undefined
- 1: attempt rollback of all actions taken and stop execution
- 2: attempt rollback of only the action that failed and stop execution
- 3: stop execution but do not rollback any actions
- 4: ignore failure and continue execution

A value of 0 can be used as an error condition. A value of 1 means that ALL execution is stopped, rollback of all actions (whether successful or not) is attempted, and that SUPAPolicies that otherwise would have been executed are ignored. A value of 2 means that execution is stopped, and rollback is attempted for ONLY the SUPAPolicy that failed to execute correctly.

5.3.2. SUPAPolicyStructure Relationships

The SUPAPolicyStructure class owns four relationships, which are defined in the following subsections.

5.3.2.1. The Aggregation "SUPAHasPolicySource"

This is an optional aggregation, and defines the set of SUPAPolicySource objects that are attached to this particular SUPAPolicyStructure object. The semantics of this aggregation are defined by the SUPAHasPolicySourceDetail association class. PolicySource objects are used for authorization policies, as well as to enforce deontic and alethic logic.

The multiplicity of this aggregation is 0..n - 0..n. This means that it is an optional aggregation; zero or more SUPAPolicySource objects may be aggregated by this SUPAPolicyStructure object, and zero or more SUPAPolicyStructure objects may aggregate this particular SUPAPolicySource object.

5.3.2.2. The Association Class "SUPAHasPolicySourceDetail"

This is an optional association class, and defines the semantics of the SUPAHasPolicySource aggregation. The attributes and relationships of this class can be used to define which SUPAPolicySource objects can be attached to which particular set of SUPAPolicyStructure objects.

5.3.2.2.1. The Attribute "supaPolSrcIsAuthenticated"

This is an optional Boolean attribute. If the value of this attribute is true, then this SUPAPolicySource object has been authenticated by this particular SUPAPolicyStructure object.

5.3.2.2.2. The Attribute "supaPolSrcIsTrusted"

This is an optional Boolean attribute. If the value of this attribute is TRUE, then this particular SUPAPolicySource object has been verified to be trusted by this particular SUPAPolicyStructure object.

5.3.2.3. The Aggregation "SUPAHasPolicyTarget"

This is an optional aggregation, and defines the set of SUPAPolicyTargets that are attached to this particular SUPAPolicyStructure. The semantics of this aggregation is defined by the SUPAHasPolicyTargetDetail association class. The purpose of this class is to explicitly identify managed objects that will be affected by the execution of one or more SUPAPolicies.

The multiplicity of this aggregation is 0..n - 0..n. This means that it is an optional aggregation; zero or more SUPAPolicyTarget objects may be aggregated by this SUPAPolicyStructure object, and zero or more SUPAPolicyStructure objects may aggregate this particular SUPAPolicyTarget object.

5.3.2.4. The Association Class "SUPAHasPolicyTargetDetail"

This is an optional association class, and defines the semantics of the SUPAPolicyTargetOf aggregation. The attributes and relationships of this class can be used to define which SUPAPolicyTargets can be attached to which particular set of SUPAPolicyStructure objects.

5.3.2.4.1. The Attribute "supaPolTgtIsAuthenticated"

This is an optional Boolean attribute. If the value of this attribute is true, then this SUPAPolicyTarget object has been authenticated by this particular SUPAPolicyStructure object.

5.3.2.4.2. The Attribute "supaPolTgtIsEnabled"

This is an optional Boolean attribute. If its value is TRUE, then this SUPAPolicyTarget is able to be used as a SUPAPolicyTarget. This means that it meets two specific criteria:

1. it has agreed to play the role of a SUPAPolicyTarget (i.e., it is willing to have SUPAPolicies applied to it, and
2. it is able to either process (directly or with the aid of a proxy) SUPAPolicies or receive the results of a processed SUPAPolicy and apply those results to itself.

5.3.2.5. The Association "SUPAHasPolExecFailTakeAction"

This is an optional association that defines which, if any, actions should be taken if this SUPAPolicyStructure object instance fails to execute correctly. The semantics of this association are defined in the SUPAHasPolExecFailTakeActionDetail association class.

For a given SUPAPolicyStructure object A, this association defines a set of policy action objects B to execute if (and only if) the SUPAPolicyStructure object A failed to execute correctly. The multiplicity of this association is defined as 0..n on the owner (A) side and 1..n on the part (B) side. This means that this association is optional; if it is instantiated, then at least one SUPAPolicyStructure MUST be instantiated by this SUPAPolicyStructure object. Similarly, one or more SUPAPolicyStructure objects may be associated with this given SUPAPolicyStructure object.

5.3.2.6. The Association Class "SUPAHasPolExecFailTakeActionDetail"

This is an optional concrete class that defines the semantics for the SUPAHasPolExecFailTakeAction association. The attributes and/or relationships of this association class can be used to determine which policy action objects are executed in response to a failure of the SUPAPolicyStructure object instance that owns this association. The association relates the policy actions from one SUPAPolicyStructure B to be executed if a SUPAPolicyStructure A fails to execute properly. Figure 18 illustrates this approach.

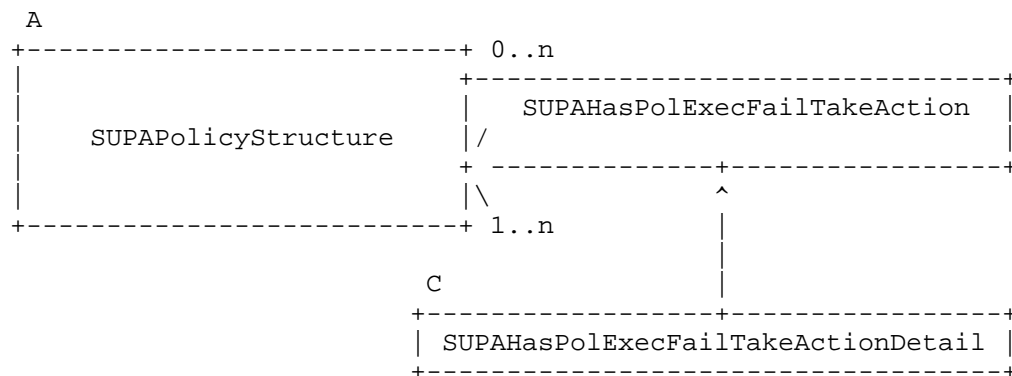


Figure 18. SUPAHasPolExecFailTakeAction Association

5.3.2.6.1. The Attribute "supaPolExecFailTakeActionEncoding"

This is an optional enumerated, non-negative integer attribute that defines how to find the set of SUPAPolicyActions contained in each element of the supaPolExecFailTakeActionName class attribute. Values include:

0: undefined
1: String
2: GUID
3: UUID
4: URI
5: FQDN

5.3.2.6.2. The Attribute "supaPolExecFailTakeActionName[1..n]"

This is an optional array of string attributes that identifies the set of policy actions to take if the SUPAPolicyStructure object that owns this association failed to execute properly. The interpretation of this string attribute is defined by the supaPolExecFailTakeActionEncoding class attribute. The association defines the SUPAPolicyStructure that contains the set of policy actions to execute, and this attribute defines which of these actions are to be executed. Note that there is no need to execute a SUPAPolicy, since the event and failure have already occurred. Note: [1..n] means that this is a multi-valued property that has at least one (and possibly more) attributes.

5.3.2.7. The Aggregation "SUPAHasPolicyClause"

This is an optional aggregation that defines the set of SUPAPolicyClauses that are aggregated by this particular SUPAPolicyStructure instance. The semantics of this aggregation are defined by the SUPAHasPolicyClauseDetail association class.

Every SUPAPolicyStructure object instance MUST aggregate at least one SUPAPolicyClause object instance. However, the converse is NOT true. For example, a SUPAPolicyClause could be instantiated and then stored for later use in a policy repository. Furthermore, the same SUPAPolicyClause could be used by zero or more SUPAPolicyStructure object instances at a given time. Thus, the multiplicity of this aggregation is defined as 0..1 on the aggregate (i.e., the SUPAPolicyStructure side) and 1..n on the part (i.e., the SUPAPolicyClause side). This means that at least one SUPAPolicyClause MUST be aggregated by this SUPAPolicyStructure object. Similarly, a SUPAPolicyClause may be aggregated by this particular SUPAPolicyStructure object.

5.3.2.8. The Association Class "SUPAHasPolicyClauseDetail"

This is an optional association class, and defines the semantics of the SUPAHasPolicyClause aggregation. The attributes and/or relationships of this association class can be used to determine which SUPAPolicyClauses are aggregated by which SUPAPolicyStructure objects.

Attributes will be added to this class at a later time.

5.4. The Abstract Class "SUPAPolicyComponentStructure"

This is a mandatory abstract class that is the superclass of all objects that represent different types of components of a SUPAPolicy. Different types of policies have different types of structural components. However, all of these are used in at least one type of policy. This class represents a convenient control point for defining characteristics and behavior that are common to objects that serve as components of a policy.

Note that there are significant differences between the definition of this class, and its attributes, and the definition of the corresponding class (and its attributes) in [5].

5.4.1. SUPAPolicyComponentStructure Attributes

No attributes are currently defined for the SUPAPolicyComponentStructure class.

5.4.2. SUPAPolicyComponentStructure Relationships

SUPAPolicyComponentStructure participates in a single relationship, SUPAHasDecoratedPolicyComponent, as defined in section 5.7.3.

5.5. The Abstract Class "SUPAPolicyClause"

This is a mandatory abstract class that separates the representation of a SUPAPolicy from its implementation. SUPAPolicyClause was abstracted from DEN-ng [2]. This abstraction is missing in [RFC3060], [RFC3460], [4], and [6]. This class is called PolicyStatement in [5], but the class and relationship definitions differ significantly from the corresponding designs in this document.

A SUPAPolicyClause contains an individual or group of related functions that are used to define the content of a policy. More specifically, since the number and type of functions that make up a SUPAPolicyClause can vary, the decorator pattern is used, so that the contents of a SUPAPolicyClause can be adjusted dynamically at runtime without affecting other objects.

This document defines two different types of policy clauses: SUPAEncodedClause (which is generic, and can be used by any type of policy), and SUPABooleanClause (which is also generic, but is typically used by SUPAECAPolicyRule objects).

SUPAPolicyClauses are objects in their own right, which facilitates their reuse. SUPAPolicyClauses can aggregate a set of any of the subclasses of SUPAPolicyComponentDecorator, which was shown in Figure 10. These four subclasses provide four different ways to construct a SUPAPolicyClause:

- 1) SUPAPolicyTerm, which enables constructing a {variable, operator, value} expression for building DUPAPolicyClauses
- 2) SUPAEncodedClause, which enables policy clauses to be formed as an encoded object (e.g., to pass YANG or CLI code)
- 3) SUPAPolicyCollection, which defines a collection of objects that requires further processing by the policy management system in order to be made into a SUPAPolicyClause
- 4) SUPAECAComponent, which enables policy clauses to be formed using (reusable) Event, Condition, and/or Action objects

SUPAPolicyClauses are aggregated by a SUPAPolicyStructure object, which enables all types of SUPAPolicies to uniformly be made up of one or more SUPAPolicyClauses.

5.5.1. SUPAPolicyClause Attributes

This section defines the attributes of the SUPAPolicyClause class, which are inherited by all SUPAPolicyClause subclasses.

5.5.1.1. The Attribute "supaPolClauseExecStatus"

This is an optional enumerated non-negative integer attribute. It defines whether this SUPAPolicyClause is currently in use and, if so, what its execution status is. This attribute can also be used to place this particular SUPAPolicyClause into a specific execution state, such as enabled (values 1-4), in test (value 5) or disabled (value 6). Values include:

- 0: Unknown (an error state)
- 1: Completed (i.e., successfully executed, but now idle)
- 2: Working (i.e., in use and no errors reported)
- 3: Not Working (i.e., in use, but errors have been reported)
- 4: Available (i.e., could be used, but currently isn't)
- 5: In Test (i.e., cannot be used as part of an OAM&P policy)
- 6: Disabled (i.e., not available for use)

Value 0 denotes an error that prevents this SUPAPolicyClause from being used. Value 1 means that this SUPAPolicyClause has successfully finished execution, and is now idle. Value 2 means that this SUPAPolicyClause is in use; in addition, this SUPAPolicyClause is working correctly. Value 3 is the same as value 2, except that this SUPAPolicyClause is not working correctly. Value 4 means that this SUPAPolicyClause is available, but not currently in use. Value 5 means that this SUPAPolicyClause is in a special test state. A test state signifies that it SHOULD NOT be used to evaluate OAM&P policies. A value of 6 means that this SUPAPolicyClause is unavailable for use.

5.5.2. SUPAPolicyClause Relationships

SUPAPolicyClause participates in a single relationship, SUPAHasPolicyClause, as defined in section 5.3.2.7. Note that SUPAPolicyClause uses the decorator pattern to "wrap" this object with instances of the (concrete) subclasses of the SUPAPolicyComponentDecorator object.

5.6. The Concrete Class "SUPAEncodedClause"

This is a mandatory concrete class that refines the behavior of a SUPAPolicyClause.

This class defines a generalized extension mechanism for representing SUPAPolicyClauses that have not been modeled with other SUPAPolicy objects. Rather, the contents of the policy clause are directly encoded into the attributes of the SUPAEncodedClause. Hence, SUPAEncodedClause objects are reusable at the object level, whereas SUPABooleanClause clauses are reusable at the individual Boolean expression level.

This class uses two of its attributes (supaEncodedClauseContent and supaEncodedClauseEncoding) for defining the content and type of encoding used in a given SUPAPolicyClause. The benefit of a SUPAEncodedClause is that it enables direct encoding of the text of the SUPAPolicyClause, without having the "overhead" of using other objects. However, note that while this method is efficient, it does not reuse other SUPAPolicy objects.

5.6.1. SUPAEncodedClause Attributes

This section defines the attributes of the SUPAEncodedClause class.

5.6.1.1. The Attribute "supaEncodedClauseContent"

This is a mandatory string attribute, and defines the content of this clause. It works with another class attribute, called supaEncodedClauseEncoding, which defines how to interpret the value of this attribute (e.g., as a string or reference). These two attributes form a tuple, and together enable a machine to understand the syntax and value of this object instance.

5.6.1.2. The Attribute "supaEncodedClauseEncoding"

This is a mandatory integer attribute, and defines how to interpret the value of this encoded clause. It works with another class attribute, called supaEncodedClauseContent, which defines the content of the encoded clause. These two attributes form a tuple, and together enable a machine to understand the syntax and value of the encoded clause for the object instance of this class. Values include:

0: undefined
 1: String
 2: GUID
 3: UUID
 4: URI
 5: FQDN

5.6.1.3. The Attribute "supaEncodedClauseResponse"

This is an optional Boolean attribute that emulates a Boolean response of this clause, so that it may be combined with other subclasses of the SUPAPolicyClause that provide a status as to their correctness and/or evaluation state. This enables this object to be used to construct more complex Boolean clauses.

5.6.2. SUPAEncodedClause Relationships

SUPAPolicyClause participates in a single inherited relationship, SUPAHasPolicyClause, as defined in section 5.3.2.7.

5.7. The Abstract Class "SUPAPolicyComponentDecorator"

This is a mandatory class, and is used to implement the decorator pattern. The decorator pattern enables all or part of one or more objects to "wrap" another concrete object. This means that any concrete subclass of SUPAPolicyClause is wrapped by any concrete subclass of SUPAPolicyComponentDecorator, as shown in Figure 19 below.

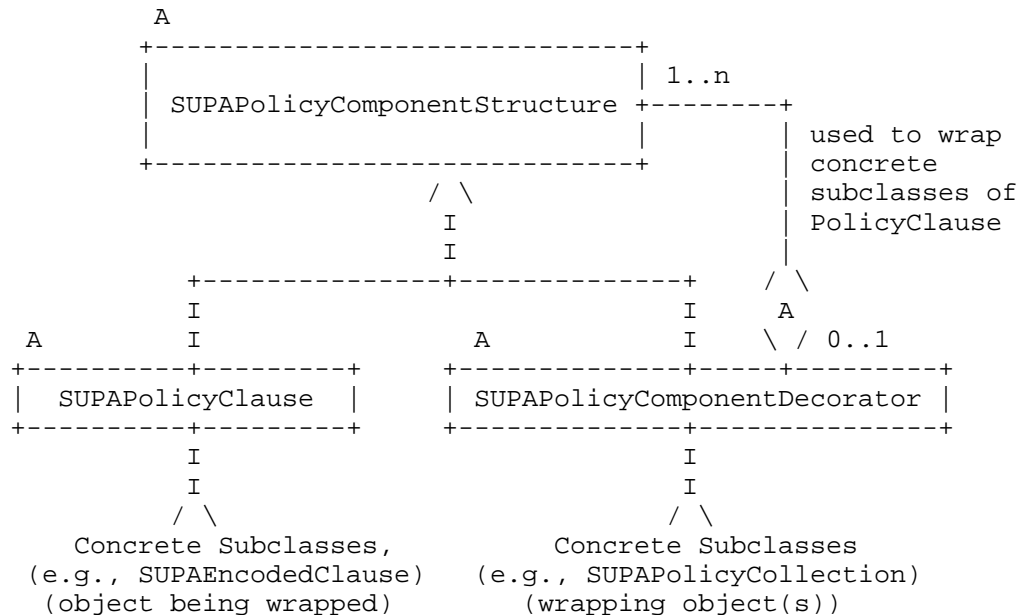
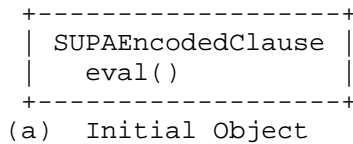


Figure 19. The PolicyComponent Decorator Pattern

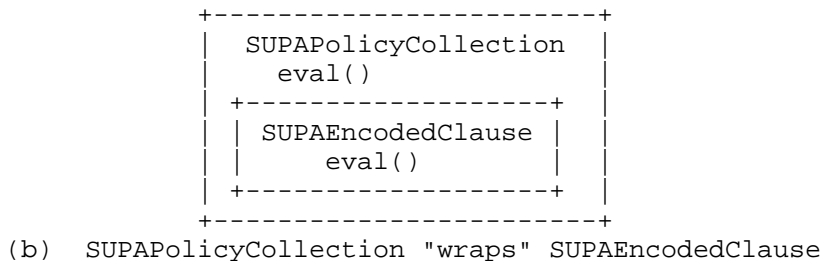
5.7.1. The Decorator Pattern

Each SUPAPolicyComponentDecorator object HAS_A (i.e., wraps) a concrete instance of the SUPAPolicyClause object. This means that the SUPAPolicyComponentDecorator object has an instance variable that holds a reference to a SUPAPolicyClause object. Since the SUPAPolicyComponentDecorator object has the same interface as the SUPAPolicyClause object, the SUPAPolicyComponentDecorator object (and all of its subclasses) are transparent to clients of the SUPAPolicyClause object (and its subclasses). This means that SUPAPolicyComponentDecorator object instances can add attributes and/or methods to those of the concrete instance of the chosen subclass of SUPAPolicyClause.

Figure 19 shows how this is done for methods. 19a shows the initial object to be wrapped; 19b shows SUPAPolicyCollection wrapping SUPAEncodedClause; 19c shows SUPAGenericDecoratedComponent wrapping SUPAPolicyCollection.



==>



==>

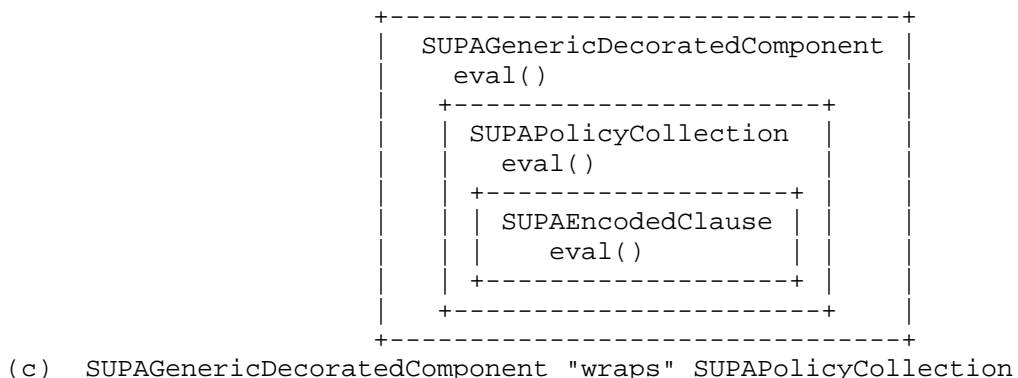


Figure 20. Conceptual Depiction of eval() Decorated Method

When `eval()` is called in the outermost object (`SUPAGenericDecoratedComponent`), it delegates to the `eval()` method of `SUPAPolicyCollection`, which in turn delegates to the `eval()` method of `SUPAEncodedClause`. This method executes and returns the results to `SUPAPolicyCollection`, which executes and returns the results to `SUPAGenericDecoratedComponent`, which executes and returns the final result.

5.7.2. SUPAPolicyComponentDecorator Attributes

Currently, there are two attributes defined for this class, which are described in the following subsections. Both attributes are used by subclasses to constrain the behavior of that subclass; they do **not** affect the relationship between the concrete subclass of `SUPAPolicyComponentDecorator` that is wrapping the concrete subclass of `SUPAPolicyClause`. This is different than the use of similar attributes defined in the `SUPAHasDecoratedPolicyComponentDetail` association class (which are used to constrain the relationship between the concrete subclass of `SUPAPolicyClause` and the concrete subclass of the `SUPAHasDecoratedPolicyComponent` object that is wrapping it). Note that [2] does not define any attributes for this class.

5.7.2.1. The Attribute "supaPolCompConstraintEncoding"

This is a mandatory non-negative enumerated integer that defines how to interpret each string in the `supaPolCompConstraint` class attribute. Values include:

- 0: undefined
- 1: OCL 2.4
- 2: OCL 2.x
- 3: OCL 1.x
- 4: QVT 1.2 - Relations Language
- 5: QVT 1.2 - Operational language
- 6: Alloy

Enumerations 1-3 are dedicated to OCL (with OCL 2.4 being the latest version as of this writing). QVT defines a set of languages (the two most powerful and useful are defined by enumerations 4 and 5). Alloy is a language for describing constraints, and uses a SAT solver to guarantee correctness.

5.7.2.2. The Attribute "supaAPolCompConstraint[0..n]"

This is a mandatory array of string attributes. Each attribute specifies a constraint to be applied using the encoding defined in the `supaPolCompConstraintEncoding` class attribute. This provides a more rigorous and flexible treatment of constraints than is possible in [RFC3460].

Note: `[0..n]` means that this is a multi-valued property that may have zero or more attributes.

5.7.3. SUPAPolicyComponentDecorator Relationships

One relationship is currently defined for this class, which is described in the following subsection.

5.7.3.1. The Aggregation "SUPAHasDecoratedPolicyComponent"

This is a mandatory aggregation, and is part of a decorator pattern. It is used to enable a concrete instance of a SUPAPolicyComponentDecorator to dynamically add behavior to a specific type of SUPAPolicyClause object. The semantics of this aggregation are defined by the SUPAHasDecoratedPolicyComponentDetail association class.

5.7.3.2. The Association Class "SUPAHasDecoratedPolicyComponentDetail"

This is a mandatory concrete association class, and defines the semantics of the SUPAHasDecoratedPolicyComponent aggregation. The purpose of this class is to use the Decorator pattern to determine which SUPAPolicyComponentDecorator object instances, if any, are required to augment the functionality of the concrete subclass of SUPAPolicyClause that is being used.

Currently, there are two attributes defined for this class, which are described in the following subsections. Both attributes are used in this association class to constrain the ****relationship**** between the concrete subclass of SUPAPolicyComponentDecorator that is wrapping the concrete subclass of SUPAPolicyClause. Note that class attributes of SUPAPolicyComponentDecorator (see section 5.9.2) only affect that specific subclass.

5.7.3.2.1. The Attribute "supaDecoratedConstraintEncoding"

This is a mandatory non-negative enumerated integer that defines how to interpret each string in the supaDecoratedConstraint class attribute. Values include:

- 0: undefined
- 1: OCL 2.4
- 2: OCL 2.x
- 3: OCL 1.x
- 4: QVT 1.2 - Relations Language
- 5: QVT 1.2 - Operational language
- 6: Alloy

Enumerations 1-3 are dedicated to OCL (with OCL 2.4 being the latest version as of this writing). QVT defines a set of languages (the two most powerful and useful are defined by enumerations 4 and 5). Alloy is a language for describing constraints, and uses a SAT solver to guarantee correctness.

5.7.3.2.2. The Attribute "supaDecoratedConstraint[0..n]"

This is a mandatory array of string attributes. Its purpose is to collect a set of constraints to be applied to a decorated object. The interpretation of each constraint in the array is defined in the supaDecoratedConstraintsEncoding class attribute.

Note: [0..n] means that this is a multi-valued property that may have zero or more attributes.

5.7.4. Illustration of Constraints in the Decorator Pattern

The following example will illustrate how the different constraints defined in sections 5.7.2 (class attribute constraints) and section 5.7.3 (relationship constraints) can be used.

Figure 21 builds a simple SUPAPolicyClause that has both types of relationships.

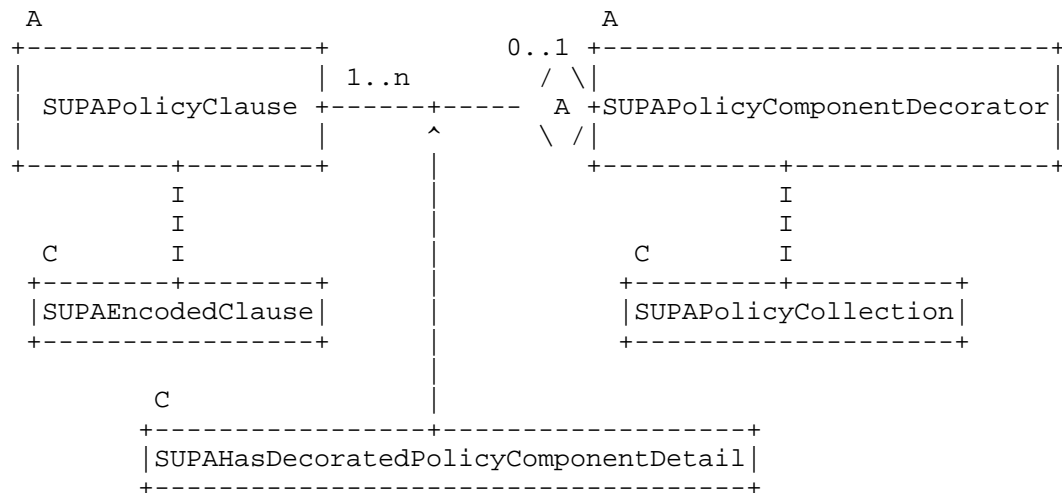


Figure 21. Constraints in the Decorator Pattern

Figure 21 says that a SUPAPolicyClause, realized as a SUPAEncodedClause, is wrapped by a SUPAPolicyCollection object. The attributes in the SUPAPolicyComponentDecorator object are used to constrain the attributes in the SUPAPolicyCollection object, while the attributes in the SUPAHasDecoratedPolicyComponentDetail object are used to constrain the behavior of the aggregation (SUPAHasDecoratedPolicyComponent). For example, the attributes in the SUPAPolicyComponentDecorator object could restrict the data type and range of the components in the SUPAPolicyCollection, while the attributes in the SUPAHasDecoratedPolicyComponentDetail object could restrict which SUPAPolicyCollection objects are allowed to be used with which SUPAEncodedClauses.

5.8. The Abstract Class "SUPAPolicyTerm"

This is a mandatory abstract class that is the parent of SUPAPolicy objects that can be used to define a standard way to test or set the value of a variable. It does this by defining a 3-tuple, in the form {variable, operator, value}, where each element of the 3-tuple is defined by a concrete subclass of the appropriate type (i.e., SUPAPolicyVariable, SUPAPolicyOperator, and SUPAPolicyValue classes, respectively). For example, a generic test or set of the value of a variable is expressed as:

{variable, operator, value}.

For event and condition clauses, this is typically as written above (e.g., does variable = value); for action clauses, it is typically written as <operator> <variable> <value> (e.g., SET var to 1). A class diagram is shown in Figure 22.

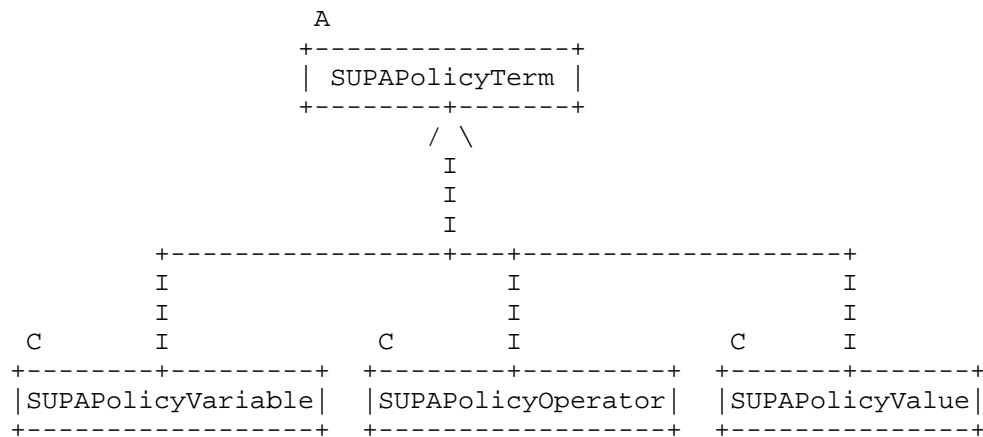


Figure 22. SUPAPolicyTerm Class Hierarchy

Note that generic test and set expressions do not have to only use objects that are subclasses of SUPAPolicyTerm. For example, the polVendorDecoratedContent attribute of the SUPAGenericDecoratedComponent could be used as the variable (or the value) term of a get or set expression.

Hence, the utility of the subclasses of SUPAPolicyTerm is in the ability of its subclasses to define a generic framework for implementing get and set expressions. This is in contrast to previous designs (e.g., [RFC3460] and [6]), which depended on defining a broad set of subclasses of PolicyVariable and PolicyValue. (Note that [4] does not have this generic capability).

5.8.1. SUPAPolicyTerm Attributes

Currently, SUPAPolicyTerm defines a single attribute, as described in the following subsection. Constraints on the subclasses of SUPAPolicyTerm can be applied in two different ways:

1. use SUPAPolicyComponentDecorator attributes to constrain just that individual subclass, and/or
2. use SUPAHasDecoratedPolicyComponentDetail association class attributes to constrain the relationship between the concrete subclass of SUPAPolicyClause and the concrete subclass of the SUPAPolicyTerm class

5.8.1.1. The Attribute "supaPolTermIsNegated"

This is a mandatory Boolean attribute. If the value of this attribute is true, then this particular SUPAPolicyTerm subclass (which represents a term) is negated; otherwise, it is not.

5.8.2. SUPAPolicyTerm Relationships

Currently, no dedicated relationships are defined for the SUPAPolicyTerm class (as there are in [RFC3460] and [6]) that aggregate policy variable and policy value objects into a policy rule). This is:

- 1) to enable the subclasses of SUPAPolicyTerm to be used by other SUPAPolicyComponentDecorator objects, and
- 2) because the decorator pattern replaces how such relationships were used in [RFC3460] and [6].

SUPAPolicyTerm, and its subclasses, inherit the SUPAHasDecoratedPolicyComponent aggregation, which was defined in section 5.7.3.

5.9. The Concrete Class "SUPAPolicyVariable"

This is a mandatory concrete class that defines information that forms a part of a SUPAPolicyClause. It specifies a concept or attribute that represents a variable, which should be compared to a value, as specified in this SUPAPolicyClause. If it is used in a SUPAECAPolicyRule, then its value MAY be able to be changed at any time, including run-time, via use of the decorator pattern. Note that this is not possible in previous designs ([RFC3460, [4], and [6]).

The value of a SUPAPolicyVariable is typically compared to the value of a SUPAPolicyValue using the type of operator defined in a SUPAPolicyOperator. However, other objects may be used instead of a SUPAPolicyValue object, and other operators may be defined in addition to those defined in the SUPAPolicyOperator class.

SUPAPolicyVariables are used to abstract the representation of a SUPAPolicyRule from its implementation. Some SUPAPolicyVariables are restricted in the values and/or the data type that they may be assigned. For example, port numbers cannot be negative, and they cannot be floating-point numbers. These and other constraints may be defined in two different ways:

1. use SUPAPolicyComponentDecorator attributes to constrain just that individual subclass, and/or
2. use SUPAHasDecoratedPolicyComponentDetail association class attributes to constrain the relationship between the concrete subclass of SUPAPolicyClause and the concrete subclass of the SUPAPolicyVariable class

Please refer to the examples in section 7, which show how to restrict the value, data type, range, and other semantics of the SUPAPolicyVariable when used in a SUPAPolicyClause.

5.9.1. Problems with the RFC3460 Version of PolicyValue

Please see Appendix A for a detailed comparison.

5.9.2. SUPAPolicyVariable Attributes

SUPAPolicyVariable defines one attribute, as described below.

5.9.2.1. The Attribute "supaPolVarName"

This is an optional string attribute that contains the name of this SUPAPolicyVariable. This variable name forms part of the {variable, operator, value} canonical form of a SUPAPolicyClause.

5.9.3. SUPAPolicyVariable Relationships

Currently, no relationships are defined for the SUPAPolicyVariable class (note that the decorator pattern obviates the need for relationships such as those in [RFC3460] and [6]). SUPAPolicyVariable, and its subclasses, inherit the SUPAHasDecoratedPolicyComponent aggregation, which was defined in section 5.7.3.

5.10. The Concrete Class "SUPAPolicyOperator"

This is a mandatory concrete class for modeling different types of operators that are used in a SUPAPolicyClause.

The restriction of the type of operator used in a SUPAPolicyClause restricts the semantics that can be expressed in that SUPAPolicyClause. It is typically used with SUPAPolicyVariables and SUPAPolicyValue to form a SUPAPolicyClause.

5.10.1. Problems with the RFC3460 Version

Please see Appendix A for a detailed comparison.

5.10.2. SUPAPolicyOperator Attributes

Currently, SUPAPolicyOperator defines a single generic attribute, as described below.

5.10.2.1. The Attribute "supaPolOpType"

This is a mandatory non-negative enumerated integer that specifies the various types of operators that are allowed to be used in this particular SUPAPolicyClause. Values include:

- 0: Unknown
- 1: Greater than
- 2: Greater than or equal to
- 3: Less than
- 4: Less than or equal to
- 5: Equal to
- 6: Not equal to
- 7: IN
- 8: NOT IN
- 9: SET
- 10: CLEAR
- 11: BETWEEN

Note that 0 is an unacceptable value. Its purpose is to support dynamically building a SUPAPolicyClause by enabling the application to set the value of this attribute to a standard default value if the real value is not yet known.

Additional operators may be defined in future work. For example, if SUPAPolicyVariables and SUPAPolicyValues are expanded to/from include structured objects, then "deep" versions of operators 1-6 could also be defined. In this case, values 1-6 will be edited to explicitly indicate that they perform "shallow" comparison operations.

5.10.3. SUPAPolicyOperator Relationships

Currently, no relationships are defined for the SUPAPolicyOperator class (note that the decorator pattern obviates the need for relationships such as those in [6]). SUPAPolicyOperator, and its subclasses, inherit the SUPAHasDecoratedPolicyComponent aggregation, which was defined in section 5.7.3.

Please refer to the examples in section 7, which show how to restrict the value, data type, range, and other semantics of the SUPAPolicyOperator when used in a SUPAPolicyClause.

5.11. The Concrete Class "SUPAPolicyValue"

The SUPAPolicyValue class is a mandatory concrete class for modeling different types of values and constants that occur in a SUPAPolicyClause.

SUPAPolicyValues are used to abstract the representation of a SUPAPolicyRule from its implementation. Therefore, the design of SUPAPolicyValues depends on two important factors. First, just as with SUPAPolicyVariables (see Section 5.11), some types of SUPAPolicyValues are restricted in the values and/or the data type that they may be assigned. Second, there is a high likelihood that specific applications will need to use their own variables that have specific meaning to a particular application.

In general, there are two ways to apply constraints to an object instance of a SUPAPolicyValue:

1. use SUPAPolicyComponentDecorator attributes to constrain just that individual subclass, and/or
2. use SUPAHasDecoratedPolicyComponentDetail association class attributes to constrain the relationship between the concrete subclass of SUPAPolicyClause and the concrete subclass of the SUPAPolicyValue class

The value of a SUPAPolicyValue is typically compared to the value of a SUPAPolicyVariable using the type of operator defined in a SUPAPolicyOperator. However, other objects may be used instead of a SUPAPolicyVariable object, and other operators may be defined in addition to those defined in the SUPAPolicyOperator class.

5.11.1. Problems with the RFC3460 Version of PolicyValue

Please see Appendix A for a detailed comparison.

5.11.2. SUPAPolicyValue Attributes

Currently, SUPAPolicyValue defines two generic attributes, as described below.

5.11.2.1. The Attribute "supaPolValContent[0..n]"

This is a mandatory attribute that defines an array of strings. The array contains the value(s) of this SUPAPolicyValue object instance. Its data type is defined by the supaPolValEncoding class attribute.

Note: [0..n] means that this is a multi-valued property that has zero or more attributes.

5.11.2.2. The Attribute "supaPolValEncoding"

This is a mandatory string attribute that contains the data type of the SUPAPolicyValue object instance. Its value is defined by the supaPolValContent class attribute. Values include:

- 0: Undefined
- 1: String
- 2: Integer
- 3: Boolean
- 4: Floating Point
- 5: DateTime
- 6: GUID
- 7: UUID
- 8: URI
- 9: FQDN
- 10: NULL

A string is a sequence of zero or more characters. An Integer is a whole number (e.g., it has no fractional part). A Boolean represents the values TRUE and FALSE. A floating point number may contain fractional values, as well as an exponent. A DateTime represents a value that has a date and/or a time component (as in the Java or Python libraries). A NULL explicitly models the lack of a value.

5.11.3. SUPAPolicyValue Relationships

Currently, no relationships are defined for the SUPAPolicyValue class (note that the decorator pattern obviates the need for relationships such as those in [6]). SUPAPolicyValue, and its subclasses, inherit the SUPAHasDecoratedPolicyComponent aggregation, which was defined in section 5.7.3.

Please refer to the examples in section 7, which show how to restrict the value, data type, range, and other semantics of the SUPAPolicyValue when used in a SUPAPolicyClause.

5.12. The Concrete Class "SUPAGenericDecoratedComponent"

A SUPAGenericDecoratedComponent enables a custom, vendor-specific object to be defined and used in a SUPAPolicyClause. This class was derived from [2], but is not present in [RFC3460], [4], [5], or [6].

This should not be confused with the SUPAEncodedClause class. The SUPAGenericDecoratedComponent class represents a single, atomic, vendor-specific object that defines a **portion** of a SUPAPolicyClause, whereas a SUPAEncodedClause, which may or may not be vendor-specific, represents an **entire** SUPAPolicyClause.

5.12.1. SUPAGenericDecoratedComponent Attributes

Currently, SUPAGenericDecoratedComponent defines two generic attributes, as described below.

5.12.1.1. The Attribute "supaVendorDecoratedCompContent[0..n]"

This is a mandatory attribute that defines an array of strings. This array contains the value(s) of the SUPAGenericDecoratedComponent object instance. Its data type is defined by the supaVendorDecoratedEncoding class attribute. Note: [0..n] means that this is a multi-valued property that has zero or more attributes.

5.12.1.2. The Attribute "supaVendorDecoratedCompEncoding"

This is a mandatory integer attribute that defines the format of the supaVendorDecoratedContent class attribute. Values include:

- 0: undefined
- 1: String
- 2: Integer
- 3: Boolean
- 4: Floating Point
- 5: DateTime
- 6: GUID
- 7: UUID
- 8: URI
- 9: FQDN
- 10: NULL

A string is a sequence of zero or more characters. An Integer is a whole number (e.g., it has no fractional part). A Boolean represents the values TRUE and FALSE. A floating point number may contain fractional values, as well as an exponent. A DateTime represents a value that has a date and/or a time component (as in the Java or Python libraries). A NULL explicitly models the lack of a value.

5.12.2. SUPAGenericDecoratedComponent Relationships

Currently, no relationships are defined for the SUPAGenericDecoratedComponent class (note that the decorator pattern obviates the need for relationships such as those in [6]). SUPAGenericDecoratedComponent participates in a single relationship, SUPAHasDecoratedPolicyComponent, as defined in section 5.7.3.

5.13. The Concrete Class "SUPAPolicyCollection"

A SUPAPolicyCollection is an optional concrete class that enables a collection (e.g., set, bag, or other, more complex, collections of elements) of **arbitrary objects** to be defined and used as part of a SUPAPolicyClause. This class was derived from [2], but is not present in [RFC3460], [4], [5], or [6].

5.13.1. Motivation

One of the problems with ECA policy rules is when a set of events or conditions needs to be tested. For example, if a set of events is received, the policy system may need to wait for patterns of events to emerge (e.g., any number of Events of type A, followed by either one event of type B or two events of type Event C).

Similarly, a set of conditions, testing the value of an attribute, may need to be performed. Both of these represent behavior similar to a set of if-then-else statements or a switch statement.

It is typically not desirable for the policy system to represent each choice in such conditions as its own policy clause (i.e., a 3-tuple), as this creates object explosion and poor performance. Furthermore, in these cases, it is often required to have a set of complex logic to be executed, where the logic varies according to the particular event or condition that was selected. It is much too complex to represent this using separate objects, especially when the logic is application- and/or vendor-specific.

However, recall that one of the goals of this document was to facilitate the machine-driven construction of policies. Therefore, a solution to this problem is needed.

5.13.2. Solution

Therefore, this document defines the concept of a collection of entities, called a SUPAPolicyCollection. Conceptually, the items to be collected (e.g., events or conditions) are aggregated in one or more SUPAPolicyCollection objects of the appropriate type. Another optional SUPAPolicyCollection object could be used to aggregate logic blocks (including SUPAPolicies) to execute. Once finished, all appropriate SUPAPolicyCollection objects are sent to an external system for evaluation.

The computation(s) represented by the SUPAPolicyCollection may be part of a larger SUPAPolicyClause, since SUPAPolicyCollection is a subclass of SUPAPolicyComponentDecorator, and can be used to decorate a SUPAPolicyClause. Therefore, the external system is responsible for providing a Boolean TRUE or FALSE return value, so that the policy system can use that value to represent the computation of the function(s) performed in the SUPAPolicyCollection in a Boolean clause.

5.13.3. SUPAPolicyCollection Attributes

Currently, SUPAGenericDecoratedComponent defines five attributes, as described below.

5.13.3.1. The Attribute "supaPolCollectionContent[0..n]"

This is an optional attribute that defines an array of strings. Each string in the array identifies a domain-suitable identifier of an object that is collected by this SUPAPolicyCollection instance. Note: [0..n] means that this is a multi-valued property that has zero or more attributes.

5.13.3.2. The Attribute "supaPolCollectionEncoding"

This is an optional non-negative enumerated integer that defines the data type of the content of this collection instance. Values include:

- 0: undefined
- 1: by regex (regular expression)
- 2: by URI

For example, if the value of this attribute is 1, then each of the strings in the supaPolCollectionContent attribute represent a regex that contains all or part of a string to match the class name of the object that is to be collected by this instance of a SUPAPolicyCollection class.

5.13.3.3. The Attribute "supaPolCollectionFunction"

This is an optional non-negative enumerated integer that defines the function of this collection instance. Values include:

- 0: undefined
- 1: event collection
- 2: condition collection
- 3: action collection
- 4: logic collection

Values 1-3 define a collection of objects that are to be used to populate the event, condition, or action clauses, respectively, of a SUPAECAPolicyRule. A value of 4 indicates that this collection contains objects that define logic for processing a SUPAPolicy.

5.13.3.4. The Attribute "supaPolCollectionIsOrdered"

This is an optional Boolean attribute. If the value of this attribute is TRUE, then all elements in this instance of this SUPAPolicyCollection are ordered.

5.13.3.5. The Attribute "supaPolCollectionType"

This is an optional non-negative enumerated integer that defines the type of collection that this instance is. Values include:

- 0: undefined
- 1: set
- 2: bag (e.g., multi-set)
- 3: dictionary (e.g., associative array)

A set is an unordered collection of elements that MUST NOT have duplicates. A bag is an unordered collection of elements; it MAY also have duplicates. A dictionary is a table that associates a key with a value.

Sets have a number of important functions, including:

- o membership: returns TRUE if the element being tested is in the set, and FALSE otherwise
- o subset: returns TRUE if all elements in the first set are also in the second set
- o union: returns all elements from both sets with no duplicates
- o intersection: returns all elements that are in both sets with no duplicates
- o difference: returns all elements in the first set that are not in the second set

Bags have a number of important functions in addition to the functions defined for sets (note that while the above set of functions for a set and a bag are the same, a bag is a different data type than a set):

- o multiplicity: returns the number of occurrences of an element in the bag
- o count: returns the number of all items, including duplicates
- o countDistinct: returns the number of items, where all duplicates are ignored

A dictionary is an unordered set of key:value pairs, where each key is unique within a given dictionary. The combination of a key and a value is called an item. The format of an item is defined as one element (the key) followed by a colon followed by a second element (the value). Each item in a set of items is separated by a comma. Keys MUST NOT be NULL; values MAY be NULL.

An example of a dictionary is {20:"FTP", 21:"FTP", 22: "SSH"}.
An example of a null dictionary is simply {}.

5.13.4. SUPAPolicyCollection Relationships

Currently, no relationships are defined for the SUPAGenericDecoratedComponent class (note that the decorator pattern obviates the need for relationships such as those in [6]). SUPAPolicyCollection participates in a single relationship, SUPAHasDecoratedPolicyComponent, as defined in section 5.7.3.

5.14. The Concrete Class "SUPAPolicySource"

This is an optional class that defines a set of managed entities that authored, or are otherwise responsible for, this SUPAPolicyRule. Note that a SUPAPolicySource does NOT evaluate or execute SUPAPolicies. Its primary use is for auditability and the implementation of deontic and/or alethic logic. A class diagram is shown in Figure 12.

A SUPAPolicySource SHOULD be mapped to a role or set of roles (e.g., using the role-object pattern [11]). This enables role-based access control to be used to restrict which entities can author a given policy. Note that Role is a type of SUPAPolicyMetadata.

5.14.1. SUPAPolicySource Attributes

Currently, no attributes are defined for this class.

5.14.2. SUPAPolicySource Relationships

SUPAPolicySource participates in a single relationship, SUPAHasPolicySource, as defined in section 5.3.2.1. SUPAPolicySource, and its subclasses, inherit the SUPAHasDecoratedPolicyComponent aggregation, which was defined in section 5.7.3.

5.15. The Concrete Class "SUPAPolicyTarget"

This is an optional class that defines a set of managed entities that a SUPAPolicy is applied to. Figure 12 shows a class diagram of the SUPAPolicyTarget.

A managed object must satisfy two conditions in order to be defined as a SUPAPolicyTarget. First, the set of managed entities that are to be affected by the SUPAPolicy must all agree to play the role of a SUPAPolicyTarget. In general, a managed entity may or may not be in a state that enables SUPAPolicies to be applied to it to change its state; hence, a negotiation process may need to occur to enable the SUPAPolicyTarget to signal when it is willing to have SUPAPolicies applied to it. Second, a SUPAPolicyTarget must be able to process (directly or with the aid of a proxy) SUPAPolicies.

If a proposed SUPAPolicyTarget meets both of these conditions, it SHOULD set its supaPolicyTargetEnabled Boolean attribute to a value of TRUE.

A SUPAPolicyTarget SHOULD be mapped to a role (e.g., using the role-object pattern). This enables role-based access control to be used to restrict which entities can author a given policy. Note that Role is a type of SUPAPolicyMetadata.

5.15.1. SUPAPolicyTarget Attributes

Currently, no attributes are defined for the SUPAPolicyTarget class.

5.15.2. SUPAPolicyTarget Relationships

SUPAPolicyTarget participates in a single relationship, SUPAHasPolicyTarget, as defined in section 5.3.2.3.

5.16. The Abstract Class "SUPAPolicyMetadata"

Metadata is information that describes and/or prescribes characteristics and behavior of another object that is **not** an inherent, distinguishing characteristic or behavior of that object (otherwise, it would be an integral part of that object).

For example, a socialSecurityNumber attribute should not be part of a generic Person class. First, most countries in the world do not know what a social security number is, much less use them. Second, a person is not created with a social security number; rather, a social security number is used to track people for administering social benefits, though it is also used as a form of identification.

Continuing the example, a better way to add this capability to a model would be to have a generic Identification class, then define a SocialSecurityNumber subclass, populate it as necessary, and then define a composition between a Person and it (this is a composition because social security numbers are not reused).

Since social security numbers are given to US citizens, permanent residents, and temporary working residents, and because it is also used to administer benefits, the composition is realized as an association class to define how it is being used.

An example of descriptive metadata for network elements would be documentation about best current usage practices (this could also be in the form of a reference). An example of prescriptive metadata for network elements would be the definition of a time period during which specific types of operations are allowable.

This is an optional class that defines the top of a hierarchy of model elements that are used to define different types of metadata that can be applied to policy and policy component objects. This enables common metadata to be defined as objects and then reused when the metadata are applicable. One way to control whether SUPAPolicyMetadata objects are reused is by using the attributes of the SUPAHasPolicyMetadataDetail association class.

It is recommended that this class, along with its SUPAPolicyConcreteMetadata and SUPAPolicyMetadataDecorator subclasses, be used as part of a conformant implementation. It is defined to be optional, since metadata is not strictly required. However, metadata can help specify and describe SUPAPolicyObject entities, and can also be used to drive dynamic behavior.

5.16.1. SUPAPolicyMetadata Attributes

This section defines the attributes of the SUPAPolicyMetadata class.

5.16.1.1. The Attribute "supaPolMetadataDescription"

This is an optional string attribute that defines a free-form textual description of this metadata object.

5.16.1.2. The Attribute "supaPolMetadataIDContent"

This is a mandatory string attribute that represents part of the object identifier of an instance of this class. It defines the content of the object identifier. It works with another class attribute, called supaPolMetadataIDEncoding, which defines how to interpret this attribute. These two attributes form a tuple, and together enable a machine to understand the syntax and value of an object identifier for the object instance of this class.

5.16.1.3. The Attribute "supaPolMetadataIDEncoding"

This is an optional non-zero enumerated integer attribute that represents part of the object identifier of an instance of this class. It defines the format of the object identifier. It works with another class attribute, called supaPolMetadataIDContent, which defines the content of the object ID.

These two attributes form a tuple, and together enable a machine to understand the syntax and value of an object identifier for the object instance of this class. The supaPolMetadataIDEncoding attribute is mapped to the following values:

- 0: undefined
- 1: GUID
- 2: UUID
- 3: URI
- 4: FQDN

5.16.1.4. The Attribute "supaPolMetadataName"

This is an optional string attribute that defines the name of this SUPAPolicyMetadata object.

5.16.2. SUPAPolicyMetadata Relationships

SUPAPolicyMetadata participates in a single aggregation, which is defined in the following subsections.

5.16.2.1. The Aggregation "SUPAHasPolicyMetadata"

This is an optional aggregation that defines the set of SUPAPolicyMetadata that are aggregated by this particular SUPAPolicyObject. It is recommended that this aggregation be used as part of a conformant implementation.

The multiplicity of this relationship is defined as 0..n on the aggregate (SUPAPolicyObject) side, and 0..n on the part (SUPAPolicyMetadata) side. This means that this relationship is optional. The semantics of this aggregation are implemented using the SUPAHasPolicyMetadataDetail association class.

5.16.2.2. The Abstract Class "SUPAHasPolicyMetadataDetail"

This is an optional abstract association class, and defines the semantics of the SUPAHasPolicyMetadata aggregation. Its purpose is to determine which SUPAPolicyMetadata object instances should be attached to which particular object instances of the SUPAPolicyObject class. This is done by using the attributes and relationships of the SUPAPolicyMetadataDetail class to constrain which SUPAPolicyMetadata objects can be aggregated by which particular SUPAPolicyObject instances. It is recommended that this association class be used as part of a conformant implementation.

5.16.2.2.1. The Attribute "supaPolMetadataIsApplicable"

This is an optional Boolean attribute. If the value of this attribute is TRUE, then the SUPAPolicyMetadata object(s) of this particular SUPAHasPolicyMetadata aggregation SHOULD be aggregated by this particular SUPAPolicyObject.

5.16.2.2.2. The Attribute "supaPolMetadataConstraintEncoding"

This is an optional non-negative enumerated integer that defines how to interpret each string in the supaPolMetadataConstraint class attribute. Values include:

- 0: undefined
- 1: OCL 2.4
- 2: OCL 2.x
- 3: OCL 1.x
- 4: QVT 1.2 - Relations Language
- 5: QVT 1.2 - Operational language
- 6: Alloy

Enumerations 1-3 are dedicated to OCL (with OCL 2.4 being the latest version as of this writing). QVT defines a set of languages (the two most powerful and useful are defined by enumerations 4 and 5). Alloy is a language for describing constraints, and uses a SAT solver to guarantee correctness.

If this class is instantiated, then this attribute SHOULD also be instantiated, and should be part of a conformant implementation.

5.16.2.2.3. The Attribute "supaPolMetadataConstraint[0..n]"

This is an optional array of string attributes. Each attribute specifies a constraint to be applied using the format identified by the value of the supaPolMetadataPolicyConstraintEncoding class attribute. This provides a more rigorous and flexible treatment of constraints than is possible in [RFC3460].

If this class is instantiated, then this attribute SHOULD also be instantiated, and should be part of a conformant implementation. Note: [0..n] means that this is a multi-valued property that has zero or more attributes.

5.17. The Concrete Class "SUPAPolicyConcreteMetadata"

This is an optional concrete class. It defines an object that will be wrapped by concrete instances of the SUPAPolicyMetadataDecorator class. It can be viewed as a "carrier" for metadata that will be attached to a subclass of SUPAPolicyObject. Since the decorator pattern is used, any number of concrete subclasses of the SUPAPolicyMetadataDecorator class can wrap an instance of the SUPAPolicyConcreteMetadata class.

It is recommended that this class be used as part of a conformant implementation.

5.17.1. SUPAPolicyConcreteMetadata Attributes

Currently, two attributes are defined for the SUPAPolicyConcreteMetadata class, and are described in the following subsections.

5.17.1.1. The Attribute "supaPolMDValidPeriodEnd"

This is an optional attribute. Its data type should be able to express a date and a time. This attribute defines the ending date and time that this Metadata object is valid for.

5.17.1.2. The Attribute "supaPolMDValidPeriodStart"

This is an optional attribute. Its data type should be able to express a date and a time. This attribute defines the starting date and time that this Metadata object is valid for.

5.17.2. SUPAPolicyConcreteMetadata Relationships

This class inherits the relationships of the SUPAPolicyMetadata class; see section 5.16.2. It can also be used by subclasses of the SUPAPolicyMetadataDecorator class, and hence, can participate in the HasSUPAMetadataDecorator aggregation; see section 5.18.2.

5.18. The Abstract Class "SUPAPolicyMetadataDecorator"

This is an optional class, and is used to implement the decorator pattern (see section 5.7.1.) for metadata objects. This pattern enables all or part of one or more SUPAPolicyMetadataDecorator subclasses to "wrap" a SUPAPolicyConcreteMetadata object instance.

It is recommended that this class be used as part of a conformant implementation.

5.18.1. SUPAPolicyMetadataDecorator Attributes

Currently, no attributes are defined for the SUPAPolicyMetadataDecorator class.

5.18.2. SUPAPolicyMetadataDecorator Relationships

This class inherits the relationships of the SUPAPolicyMetadata class; see section 5.16.2. It also defines a single aggregation, HasSUPAMetadataDecorator, which is used to implement the decorator pattern, as described in the following subsections.

5.18.2.1. The Aggregation "HasSUPAMetadataDecorator"

This is an optional aggregation, and is part of a decorator pattern. It is used to enable a concrete instance of a SUPAPolicyMetadataDecorator to dynamically add behavior to a SUPAPolicyConcreteMetadata object instance. The semantics of this aggregation are defined by the HasSUPAMetadataDecoratorDetail association class.

It is recommended that this aggregation be part of a conformant implementation.

The multiplicity of this aggregation is 0..1 on the aggregate (SUPAPolicyMetadataDecorator) side and 1..n on the part (SUPAPolicyMetadata) side. This means that if this aggregation is defined, then at least one SUPAPolicyMetadata object (e.g., a concrete subclass of SUPAPolicyMetadataDecorator) must also be instantiated and wrapped by this SUPAPolicyConcreteMetadata object instance. The semantics of this aggregation are defined by the HasSUPAMetadataDecoratorDetail association class.

5.18.2.2. The Association Class "HasSUPAMetadataDecoratorDetail"

This is an optional concrete association class, and defines the semantics of the HasSUPAMetadataDecorator aggregation. The purpose of this class is to use the Decorator pattern to determine which SUPAPolicyMetadataDecorator object instances, if any, are required to augment the functionality of the SUPAPolicyConcreteMetadata object instance that is being used.

It is recommended that this association class be part of a conformant implementation.

Attributes for this association class will be defined in a future version of this document.

5.19. The Concrete Class "SUPAPolicyAccessMetadataDef"

This is an optional concrete class that defines access control information, in the form of metadata, that can be added to a SUPAPolicyObject. This is done using the SUPAHasPolicyMetadata aggregation (see section 5.2.2.). This enables all or part of a standardized description and/or specification of access control for a given SUPAPolicyObject to be easily changed at runtime by wrapping an object instance of the SUPAPolicyConcreteMetadata class (or its subclass) with all or part of this object, and then adorning the SUPAPolicyObject with the SUPAPolicyConcreteMetadata object instance.

5.19.1. SUPAPolicyAccessMetadataDef Attributes

Currently, the SUPAPolicyAccessMetadataDef class defines three attributes; these are described in the following subsections.

5.19.1.1. The Attribute "supaPolAccessPrivilegeDef"

This is an optional non-negative enumerated integer attribute. It specifies the access privileges that external Applications have when interacting with a specific SUPAPolicyObject that is adorned with an instance of this SUPAPolicyAccessMetadataDef object. This enables the management system to control, in a consistent manner, the set of operations that external Applications have for SUPAPolicies and components of SUPAPolicies. Values include:

- 0: undefined
- 1: read only (for all policy components)
- 2: read and write (for all policy components)
- 3: privileges are specified by an external MAC model
- 4: privileges are specified by an external DAC model
- 5: privileges are specified by an external RBAC model
- 6: privileges are specified by an external ABAC model
- 7: privileges are specified by an external custom model

Values 1 and 2 apply to ALL SUPAPolicyObject instances that are adorned with this SUPAPolicyConcreteMetadata object instance; these two settings are "all-or-nothing" settings, and are included for ease of use.

Values 3-7 indicate that a formal external access control model is used. The name of this model, and its location, are specified in two other class attributes, called supaPolAccessPrivilegeModelName and supaPolAccessPrivilegeModelRef. MAC, DAC, RBAC, and ABAC (values 3-6 stand for Mandatory Access Control, Discretionary Access Control, Role-Based Access Control, and Attribute-Based Access Control, respectively. A value of 7 indicates that a formal external model that is not MAC, DAC, RBAC, or ABAC is used.

5.19.1.2. The Attribute "supaPolAccessPrivilegeModelName"

This is an optional string attribute that contains the name of the access control model being used. If the value of the supaPolAccessPrivilegeDef is 0-2, then the value of this attribute is not applicable. Otherwise, the text in this class attribute should be interpreted according to the value of the supaPolAccessPrivilegeModelRef class attribute.

5.19.1.3. The Attribute "supaPolAccessPrivilegeModelRef"

This is an optional non-negative enumerated integer attribute that defines the data type of the supaPolAccessPrivilegeModelName attribute. If the value of the supaPolAccessPrivilegeDef class attribute is 0-2, then the value of this attribute is not applicable. Otherwise, the value of this class attribute defines how to interpret the text in the supaPolAccessPrivilegeModelRef class attribute. Values include:

- 0: Undefined
- 1: URI
- 2: GUID
- 3: UUID
- 4: FQDN

5.20. The Concrete Class "SUPAPolicyVersionMetadataDef"

This is an optional concrete class that defines versioning information, in the form of metadata, that can be added to a SUPAPolicyObject. This enables all or part of a standardized description and/or specification of version information for a given SUPAPolicyObject to be easily changed at runtime by wrapping an object instance of the SUPAPolicyConcreteMetadata class (or its subclass) with all or part of this object.

5.20.1. SUPAPolicyVersionMetadataDef Attributes

Version information is defined in a generic format as follows:

<major>.<minor>.<relType>.<relTypeNum>

In this approach:

- o supaVersionMajor denotes a major new release
- o supaVersionMinor denotes an incremental release, that adds new features and/or bug fixes to a major release
- o supaVersionRelType denotes the type of release (e.g., internal, alpha, production)
- o supaVersionRelTypeNum denotes an incremental release of ability particular type

Currently, the SUPAPolicyVersionMetadataDef class defines three attributes; these are described in the following subsections.

5.20.1.1. The Attribute "supaVersionMajor"

This is an optional string attribute, and contains a string (typically representing an integer) indicating a significant increase in functionality is present in this version.

5.20.1.2. The Attribute "supaVersionMinor"

This is an optional string attribute, and contains a string (typically representing an integer) indicating that this release contains a set of features and/or bug fixes that collectively do not warrant incrementing the supaVersionMajor attribute. This attribute should only be used if the supaVersionMajor attribute is NOT NULL.

5.20.1.3. The Attribute "supaVersionRelType"

This is an optional integer attribute, and contains a string defining the type of release of this SUPAPolicyObject. Values include:

- 0: undefined
- 1: internal
- 2: alpha
- 3: beta
- 4: release candidate
- 5: production
- 6: maintenance

This attribute should only be used if the supaVersionMinor attribute is NOT NULL.

5.20.1.4. The Attribute "supaVersionRelTypeNum"

This is an optional string attribute, and contains a string defining the incremental release associated with the supaVersionRelType class attribute. This attribute should only be used if the supaVersionRelType attribute is NOT NULL.

6. SUPA ECAPolicyRule Information Model

This section defines the classes, attributes, and relationships of the SUPA ECAPolicyRule Information Model (EPRIM). Unless otherwise stated, all classes (and attributes) defined in this section were abstracted from DEN-ng [2], and a version of them are in the process of being added to [5].

6.1. Overview

Conceptually, the EPRIM is a set of subclasses that specialize the concepts defined in the GPIM for representing the components of a Policy that uses ECA semantics. This is shown in Figure 23 (only new EPRIM subclasses and their GPIM superclasses are shown).

(Class of another model that SUPA is integrating into)




Figure 23. The EPRIM Class Hierarchy

Specifically, the EPRIM specializes the SUPAPolicyStructure class to create a SUPAECAPolicyRule (see sections 6.4 - 6.6); it also specializes two subclasses of the SUPAPolicyComponentStructure class to create two new sets of policy components. These two SUPAPolicyComponentStructure subclasses are:

- o a new subclass of SUPAPolicyClause, called SUPABooleanClause (see sections 6.7 - 6.9), is defined for constructing Boolean clauses that are specific to the needs of ECA Policy Rules
- o a new subclass of SUPAPolicyComponentDecorator, called SUPAECAComponent (see sections 6.10 - 6.13), is defined for constructing reusable objects that represent Events, Conditions, and Actions

The EPRIM provides new functionality, based on the GPIM, by extending the GPIM to define new classes and relationships. The EPRIM does NOT define new classes that are not inherited from existing GPIM classes. This ensures that the semantics of the GPIM are not changed, even though new functionality (for ECA Policy Rules and components) are being defined.

The overall strategy for refining the GPIM is as follows:

- o SUPAECAPolicyRule is defined as a subclass of the GPIM SUPAPolicyStructure class
- o A SUPAECAPolicyRule has event, condition, and action clauses
 - o Conceptually, this can be viewed as three aggregations between the SUPAECAPolicyRule and each clause
 - o Each aggregation uses an instance of a concrete subclass of SUPAPolicyClause; this can be a SUPABooleanClause (making it ECA-specific), a SUPAEncodedClause (making it generic in nature), or a new subclass of SUPAPolicyClause
 - o Concrete subclasses of SUPAPolicyClause may be decorated with zero or more concrete subclasses of the SUPAPolicyComponentDecorator class
- o An optional set of GPIM SUPAPolicySource objects can be defined to represent the authoring of a SUPAECAPolicyRule
- o An optional set of GPIM SUPAPolicyTarget objects can be defined to represent the set of managed entities that will be affected by this SUPAECAPolicyRule
- o An optional set of SUPAPolicyMetadata can be defined for any of the objects that make up a SUPAECAPolicyRule, including any of its components

6.2. Constructing a SUPAECAPolicyRule

There are several different ways to construct a SUPAECAPolicyRule; they differ in which set of components are used to define the content of the SUPAECAPolicyRule, and whether each component is decorated or not. The following are some examples of creating a SUPAECAPolicyRule:

- o Define three types of SUPABooleanClauses, one each for the event, condition, and action clauses that make up a SUPAECAPolicyRule
- o For one or more of the above clauses, associate an appropriate set of SUPAPolicyEvent, SUPAPolicyCondition, or SUPAPolicyAction objects, and complete the clause using an appropriate SUPAPolicyOperator and a corresponding SUPAPolicyValue or SUPAPolicyVariable
- o Note that compound Boolean clauses may be formed using one or more SUPABooleanClauseComposite objects with one or more SUPABooleanClauseAtomic objects
- o Define a SUPAPolicyCollection component, which is used to aggregate a set of objects appropriate for a clause, and complete the clause using an appropriate SUPAPolicyOperator and a corresponding SUPAPolicyValue or SUPAPolicyVariable
- o Create a new concrete subclass of SUPAPolicyComponentStructure (i.e., a sibling class of SUPAPolicyComponentDecorator and SUPAPolicyClause), and use this new subclass in a concrete subclass of SUPABooleanClause; note that this approach enables the new concrete subclass of SUPAPolicyComponentStructure to optionally be decorated as well
- o Create a new subclass of SUPAPolicyComponentDecorator (e.g., a sibling of SUPAECAComponent) that provides ECA-specific functionality, and use that to decorate a SUPAPolicyClause
- o Create a new concrete subclass of SUPAPolicyStructure that provides ECA-specific functionality, and define all or part of its content by aggregating a set of SUPAPolicyClauses

6.3. Working With SUPAECAPolicyRules

A SUPAECAPolicyRule is a type of SUPAPolicy. It is a tuple that MUST have three clauses, defined as follows:

- o The event clause defines a Boolean expression that, if TRUE, triggers the evaluation of its condition clause (if the event clause is not TRUE, then no further action for this policy rule takes place).
- o The condition clause defines a Boolean expression that, if TRUE, enables the actions in the action clause to be executed (if the condition clause is not TRUE, then no further action for this policy rule takes place).
- o The action clause contains a set of actions (note that an action MAY invoke another SUPAECAPolicyRule; see section 6.13).

Each of the above clauses can be a simple Boolean expression (of the form {variable operator value}, or a compound Boolean expression consisting of Boolean combinations of clauses. Compound Boolean expressions SHOULD be in CNF or DNF.

Note that each of the above three clauses MAY have a set of SUPAPolicyMetadata objects that can constrain, or otherwise affect, how that clause is treated. For example, a set of SUPAPolicyMetadata MAY affect whether none, some, or all actions are executed, and what happens if an action fails.

Each of the three clauses can be constructed from either a SUPAEncodedClause or a SUPABooleanClause. The advantage of using SUPAEncodedClauses is simplicity, as the content of the clause is encoded directly into the attributes of the SUPAEncodedClause. The advantage of using SUPABooleanClauses is reusability, since each term in each clause is potentially a reusable object.

Since a SUPABooleanClause is a subclass of a SUPAPolicyClause (see Section 6.7), it can be decorated by one or more concrete subclasses of SUPAPolicyComponentDecorator. Therefore, a SUPAECAPolicyRule can be built entirely from objects defined in the GPIM and EPRIM, which facilitates the construction of SUPAPolicies by a machine.

The relation between a SUPAECAPolicyRule and a SUPAPolicyClause is shown in Figure 24, and is explained in further detail in Section 6.4.

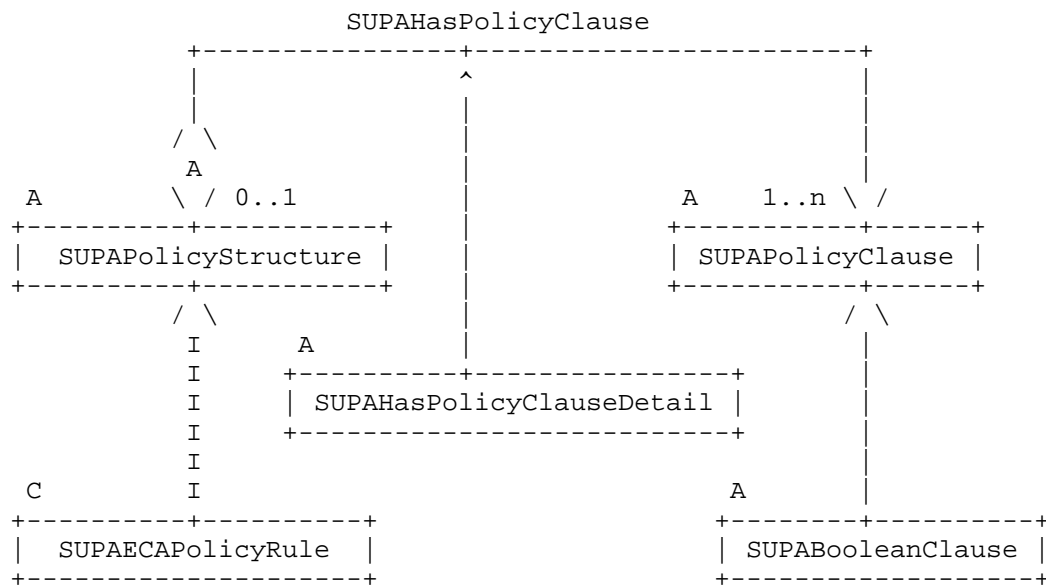


Figure 24. SUPAECAPolicyRule Clauses

The SUPAHasPolicyClause aggregation is implemented using the SUPAHasPolicyClauseDetail association class. These were described in sections 5.4.2.1 and 5.4.2.2, respectively.

6.4. The Abstract Class "SUPAECAPolicyRule"

This is a mandatory abstract class, which is a PolicyContainer that aggregates PolicyEvents, PolicyConditions, PolicyActions into a type of policy rule known as an Event-Condition-Action (ECA) policy rule. As previously explained, this has the following semantics:

```
IF the event clause evaluates to TRUE
  IF the condition clause evaluates to TRUE
    THEN execute actions in the action clause
  ENDIF
ENDIF
```

The event clause, condition clause, and action clause collectively form a three-tuple. Each clause MUST be defined by at least one SUPAPolicyClause (which MAY be decorated with other elements, as described in section 5.7).

Each of the three types of clauses is a 3-tuple of the form:

```
{variable operator value}
```

Each of the three clauses MAY be combined with additional clauses using any combination of logical AND, OR, and NOT operators; this forms a "compound" Boolean clause. For example, if A, B, and C are three attributes in an event, then a valid event clause could be:

```
(A AND B) OR C
```

Note that the above expression is in DNF; the equivalent CNF form is ((A OR C) AND (B OR C)). In either case, the output of all three clauses is either TRUE or FALSE; this facilitates combining and chaining SUPAECAPolicyRules.

An action clause MAY invoke a new SUPAECAPolicyRule; see section 6.13 for more details.

An ECAPolicyRule MAY be optionally augmented with PolicySources and/or PolicyTargets (see sections 5.16 and 5.17, respectively). In addition, all objects that make up a SUPAECAPolicyRule MAY have SUPAPolicyMetadata (see section 5.16) attached to them to further describe and/or specify behavior.

When defined in an information model, each of the event, condition, and action clauses MUST be represented as an aggregation between a SUPAECAPolicyRule (the aggregate) and a set of event, condition, or action objects (the components). However, a data model MAY map these definitions to a more efficient form (e.g., by flattening these three types of object instances, along with their respective aggregations, into a single object instance).

The composite pattern [3] is applied to the SUPAECAPolicyRule class, enabling its (concrete) subclasses to be used as either a stand-alone policy rule or as a hierarchy of policy rules. This is shown in Figure 25.

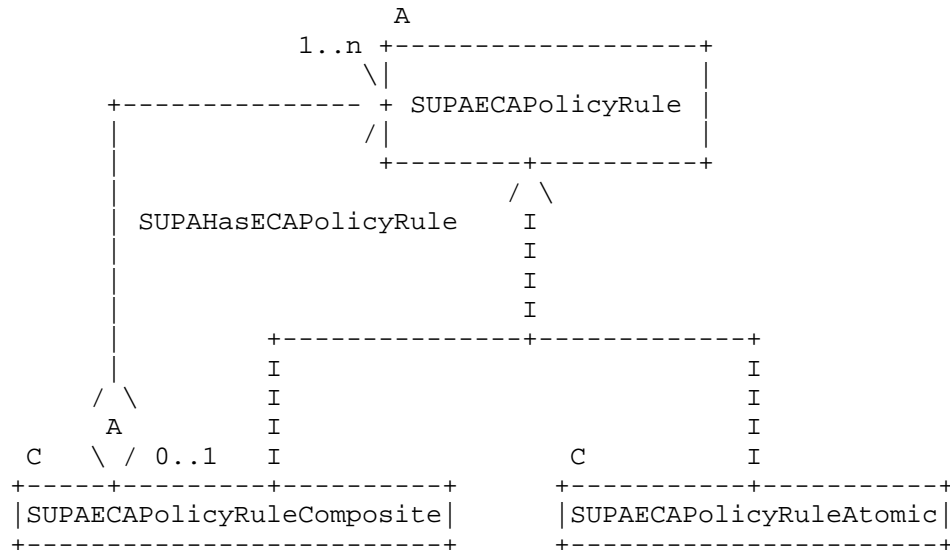


Figure 25. The Composite Pattern Applied to a SUPAECAPolicyRule

SUPAECAPolicyRuleComposite and SUPAECAPolicyRuleAtomic both inherit from SUPAECAPolicyRule. This means that they are both a type of SUPAECAPolicyRule. Hence, the HasSUPAECAPolicyRule aggregation enables a particular SUPAECAPolicyRuleComposite object to aggregate both SUPAECAPolicyRuleComposite as well as SUPAECAPolicyRuleAtomic objects. In contrast, a SUPAECAPolicyRuleAtomic can NOT aggregate either a SUPAECAPolicyRuleComposite or a SUPAECAPolicyRuleAtomic. SUPAECAPolicyRuleAtomic and SUPAECAPolicyRuleComposite are defined in sections 6.5 and 6.6, respectively.

Note that the HasSUPAECAPolicyRule aggregation is defined by the HasSUPAECAPolicyRuleDetail association class; both are defined in sections 6.6.2 and 6.6.3, respectively.

6.4.1. SUPAECAPolicyRule Attributes

Currently, the SUPAECAPolicyRule defines two attributes, as described in the following subsections.

6.4.1.1. The Attribute "supaECAPolicyRulePriority"

This is a mandatory non-negative integer attribute that defines the priority of this particular SUPAECAPolicyRule. A larger value indicates a higher priority. A default value of 0 MAY be assigned.

Priority is used primarily for 2 reasons: (1) to resolve conflicts among policy actions (e.g., given a set of conflicting actions, which one will execute) and (2) to define the execution order of policy actions (e.g., when one action may depend on the output of one or more previous actions).

6.4.1.2. The Attribute "supaECAPolicyRuleStatus"

This is an optional non-negative enumerated integer whose value defines the current status of this policy rule. Values include:

- 0: In development, not ready to be deployed
- 1: Ready to be deployed
- 2: Deployed but not enabled
- 3: Deployed and enabled, but not executed
- 4: Executed without errors
- 5: Executed with errors
- 6: Aborted during execution

6.4.2. SUPAECAPolicyRule Relationships

Currently, the SUPAECAPolicyRule does not define any relationships. It inherits all four relationships defined by the SUPAPolicyStructure class (see section 5.3.2.).

6.5. The Concrete Class "SUPAECAPolicyRuleAtomic"

This is a mandatory concrete class. This class is a type of PolicyContainer, and represents a SUPAECAPolicyRule that can operate as a single, stand-alone, manageable object. Put another way, a SUPAECAPolicyRuleAtomic object can NOT be modeled as a set of hierarchical SUPAECAPolicyRule objects; if this is required, then a SUPAECAPolicyRuleComposite object should be used instead.

6.5.1. SUPAECAPolicyRuleAtomic Attributes

Currently, the SUPAECAPolicyRuleAtomic class does not define any attributes.

6.5.2. SUPAECAPolicyRuleAtomic Relationships

Currently, the SUPAECAPolicyRuleAtomic class does not define any relationships. It inherits all four relationships defined by the SUPAPolicyStructure class (see section 5.3.2.).

6.6. The Concrete Class "SUPAECAPolicyRuleComposite"

This is a mandatory concrete class. This class is a type of PolicyContainer, and represents a SUPAECAPolicyRule as a hierarchy of SUPAPolicy objects, where the hierarchy contains instances of a SUPAECAPolicyRuleAtomic and/or SUPAECAPolicyRuleComposite objects. Each of the SUPAPolicy objects, including the outermost SUPAECAPolicyRuleComposite object, are separately manageable. More importantly, each SUPAECAPolicyRuleComposite object represents an aggregated object that is itself manageable.

6.6.1. SUPAECAPolicyRuleComposite Attributes

Currently, the SUPAECAPolicyRuleComposite defines one attribute, as described in the following subsection.

6.6.1.1. The Attribute "supaECAEvalStrategy"

This is a mandatory, non-zero, integer attribute that enumerates a set of allowable alternatives that define how the set of SUPAECAPolicyRule object instances in a SUPAECAPolicyRuleComposite object are evaluated. It is assumed that the event and condition clauses of the SUPAECAPolicyRules have evaluated to TRUE (e.g., the event has occurred and the conditions were met). Values include:

- 0: undefined
- 1: execute the first SUPAECAPolicyRule in the SUPAECAPolicyRuleComposite and then terminate
- 2: execute only the highest priority SUPAECAPolicyRule(s) in the SUPAECAPolicyRuleComposite and then terminate
- 3: execute all SUPAECAPolicyRules in prioritized order (if any) regardless of whether their SUPAPolicyActions succeed or fail
- 4: execute all SUPAECAPolicyRules in prioritized order (if any) until at least one SUPAPolicyAction in a SUPAECAPolicyRule fails, and then terminate

If the value of supaECAEvalStrategy is 3 or 4, then all SUPAECAPolicyRules that have a priority will be executed first (starting with the SUPAECAPolicyRule(s) that have the highest priority, and descending); all SUPAECAPolicyRule(s) that do not have a priority are then executed (in any order).

Assume that the actions in a given SUPAECAPolicyRuleComposite are defined as follows

```
SUPAECAPolicyRule A, priority 0
SUPAECAPolicyRule B, priority 10
SUPAECAPolicyRule C, priority 5
SUPAECAPolicyRule D, priority 10
SUPAECAPolicyRule E, priority 2
```

Then, if the `supaECAEvalStrategy` attribute value equals:

- 0: an error is issued
- 1: only `SUPAECAPolicyRule` A is executed
- 2: only `SUPAECAPolicyRules` B and D are executed
- 3: all `SUPAECAPolicyRules` are executed, regardless of any failures in their `SUPAPolicyActions`
- 4: all `SUPAECAPolicyRules` are executed until a failure is detected, and then execution for all `SUPAECAPolicyRules` terminate

6.6.2. `SUPAECAPolicyRuleComposite` Relationships

Currently, the `SUPAECAPolicyRuleComposite` defines a single aggregation between it and `SUPAECAPolicyRule`, as described below.

6.6.2.1. The Aggregation "`SUPAHasECAPolicyRule`"

This is an optional aggregation that implements the composite pattern. The multiplicity of this aggregation is 0..1 on the aggregate (`SUPAECAPolicyRuleComposite`) side and 1..n on the part (`SUPAECAPolicyRule`) side. This means that if this aggregation is defined, then at least one `SUPAECAPolicyRule` object (which may be either an instance of a `SUPAECAPolicyRuleAtomic` or a `SUPAECAPolicyRuleComposite` class) must also be instantiated and aggregated by this particular `SUPAECAPolicyRuleComposite` object. The semantics of this aggregation are defined by the `SUPAHasECAPolicyRuleDetail` association class.

6.6.3. The Association Class "`SUPAHasECAPolicyRuleDetail`"

This is an optional association class, and defines the semantics of the `SUPAHasECAPolicyRule` aggregation. This enables the attributes and relationships of the `SUPAHasECAPolicyRuleDetail` class to be used to constrain which `SUPAHasECAPolicyRule` objects can be aggregated by this particular `SUPAECAPolicyRuleComposite` object instance.

6.6.3.1. The Attribute "`supaECAPolicyIsDefault`"

This is an optional Boolean attribute. If the value of this attribute is true, then this `SUPAECAPolicyRule` is a default policy, and will be executed if no other `SUPAECAPolicyRule` in the `SUPAECAPolicyRuleComposite` container has been executed. This is a convenient way for error handling, though care should be taken to ensure that only one default policy rule is defined per `SUPAECAPolicyRuleComposite` container.

6.7. The Abstract Class "SUPABooleanClause"

A SUPABooleanClause specializes a SUPAPolicyClause, and defines a Boolean expression consisting of a standard structure in the form of a SUPAPolicyVariable, a SUPAPolicyOperator, and a SUPAPolicyValue. For example, this enables the following Boolean clause to be defined:

```
Foo >= Baz
```

where 'Foo' is a PolicyVariable, '>=' is a PolicyOperator, and 'Baz' is a PolicyValue.

Note that in this approach, the SUPAPolicyVariable and SUPAPolicyValue terms are defined as an appropriate subclass of the SUPAPolicyComponentDecorator class; it is assumed that the SUPAPolicyOperator is an instance of the SUPAPolicyOperator class. This enables the EPRIM, in conjunction with the GPIM, to be used as a reusable class library. This encourages interoperability, since each element of the clause is itself an object defined by the SUPA object hierarchy.

An entire SUPABooleanClause may be negated by setting the supaBoolClauseIsNegated class attribute of the SUPABooleanClause class to TRUE. Individual terms of a Boolean clause can be negated by using the supaTermIsNegated Boolean attribute in the SUPAPolicyTerm class (see section 5.10).

A PolicyClause is in Conjunctive Normal Form (CNF) if it is a sequence of logically ANDed terms, where each term is a sequence of logically ORed terms.

A PolicyClause is in Disjunctive Normal Form (DNF) if it is a sequence of logically ORed terms, where each term is a sequence of logically ANDed terms.

The construction of more complex clauses, which consist of a set of simple clauses in CNF or DNF (as shown in the above example), is provided by using the composite pattern [3] to construct two concrete subclasses of the abstract SUPABooleanClause class. These are called SUPABooleanClauseAtomic and SUPABooleanClauseComposite, and are defined in sections 6.8 and 6.9, respectively. This enables instances of either a SUPABooleanClauseAtomic and/or a SUPABooleanClauseComposite to be aggregated into a SUPABooleanClauseComposite object.

6.7.1. SUPABooleanClause Attributes

The SUPABooleanClause class currently defines one attribute, which are defined in the following subsections.

6.7.1.1. The Attribute "supaBoolClauseIsNegated"

This is a mandatory Boolean attribute. If the value of this attribute is TRUE, then this (entire) SUPABooleanClause is negated. Note that the supaPolTermIsNegated class attribute of the SUPAPolicyTerm class is used to negate a single term.

6.7.2. SUPABooleanClause Relationships

Currently, no relationships are defined for the SUPABooleanClause class. It inherits the relationships of SUPAPolicyClause (see section 5.5.).

6.8. The Concrete Class "SUPABooleanClauseAtomic"

This is a mandatory concrete class that represents a SUPABooleanClause that can operate as a single, stand-alone, manageable object. A SUPABooleanClauseAtomic object can NOT be modeled as a set of hierarchical clauses; if this functionality is required, then a SUPABooleanClauseComposite object must be used. Examples of Boolean clauses that could be contained in a SUPABooleanClauseAtomic include P, NOT P, and (P OR Q), where P and Q are literals (e.g., a variable name that can be either true or false, or a formula that evaluates to a literal). Examples of Boolean clauses that are NOT in CNF are NOT(P AND Q), (P AND Q) OR R, and P AND (Q OR (R AND S)); their CNF equivalent forms are NOT P AND NOT Q, (P AND R) OR (Q AND R), and P AND (Q OR S) AND (Q OR S), respectively.

6.8.1. SUPABooleanClauseAtomic Attributes

No attributes are currently defined for the SUPABooleanClauseAtomic class.

6.8.2. SUPABooleanClauseAtomic Relationships

Currently, no relationships are defined for the SUPABooleanClauseAtomic class. It inherits the relationships of SUPAPolicyClause (see section 5.5.).

6.9. The Concrete Class "SUPABooleanClauseComposite"

This is a mandatory concrete class that represents a SUPABooleanClause that can operate as a hierarchy of PolicyClause objects, where the hierarchy contains instances of SUPABooleanClauseAtomic and/or SUPABooleanClauseComposite objects. Each of the SUPABooleanClauseAtomic and SUPABooleanClauseComposite objects, including the outermost SUPABooleanClauseComposite object, are separately manageable.

More importantly, each SUPAECAPolicyRuleComposite object represents an aggregated object that is itself manageable. Examples of Boolean clauses that could be contained in a SUPABooleanClauseAtomic include $((P \text{ OR } Q) \text{ AND } R)$, and $((\text{NOT } P \text{ OR } Q) \text{ AND } (R \text{ OR } \text{NOT } S) \text{ AND } T)$, where P, Q, R, S, and T are literals.

6.9.1. SUPABooleanClauseComposite Attributes

Two attributes are currently defined for the SUPABooleanClauseComposite class, and are described in the following subsections.

6.9.1.1. The Attribute "supaBoolClauseBindValue"

This is a mandatory non-zero integer attribute, and defines the order in which terms bind to a clause. For example, the Boolean expression $((A \text{ AND } B) \text{ OR } (C \text{ AND } \text{NOT } (D \text{ OR } E)))$ has the following binding order: terms A and B have a bind value of 1; term C has a binding value of 2, and terms D and E have a binding value of 3.

6.9.1.2. The Attribute "supaBoolClauseIsCNF"

This is an optional Boolean attribute. If the value of this attribute is TRUE, then this SUPABooleanClauseComposite is in CNF form. Otherwise, it is in DNF form.

6.9.2. SUPABooleanClauseComposite Relationships

Currently, the SUPABooleanClauseComposite class defined a single aggregation, which is described in the subsections below.

6.9.2.1. The Aggregation "SUPAHasBooleanClause"

This is a mandatory aggregation that defines the set of SUPABooleanClause objects that are aggregated by this SUPABooleanClauseComposite object.

The multiplicity of this relationship is 0..1 on the aggregate (SUPABooleanClauseComposite) side, and 1..n on the part (SUPABooleanClause) side. This means that one or more SUPABooleanClauses are aggregated and used to define this SUPABooleanClauseComposite object. The 0..1 cardinality on the SUPABooleanClauseComposite side is necessary to enable SUPABooleanClauses to exist (e.g., in a PolicyRepository) before they are used by a SUPABooleanClauseComposite. The semantics of this aggregation is defined by the SUPAHasBooleanClauseDetail association class.

6.9.3. The Concrete Class "SUPAHasBooleanClauseDetail"

This is a mandatory association class that defines the semantics of the SUPAHasBooleanClause aggregation. This enables the attributes and relationships of the SUPAHasBooleanClauseDetail class to be used to constrain which SUPABooleanClause objects can be aggregated by this particular SUPABooleanClauseComposite object instance.

6.9.3.1. SUPAHasBooleanClauseDetail Attributes

The SUPAHasBooleanClauseDetail class currently does not define any attributes at this time.

6.10. The Abstract Class "SUPAECAComponent"

This is a mandatory abstract class that defines three concrete subclasses, one each to represent the concepts of reusable events, conditions, and actions. They are called SUPAPolicyEvent, SUPAPolicyCondition, and SUPAPolicyAction, respectively.

SUPAECAComponents provide two different ways to construct SUPAPolicyClauses. The first is for the SUPAECAComponent to be used as either a SUPAPolicyVariable or a SUPAPolicyValue, and the second is for the SUPAECAComponent to contain the entire clause text.

For example, suppose it is desired to define a policy condition clause with the text 'queueDepth > 10'. The two approaches could satisfy this as follows:

Approach #1 (canonical form):

```
SUPAPolicyCondition.supapolicyConditionData contains the text
'queueDepth'
SUPAPolicyOperator.supapolicyOpType is set to '1' (greater than)
SUPAPolicyValue.supapolicyValContent is set to '10'
```

Approach #2 (SUPAECAComponent represents the entire clause):

```
SUPAPolicyCondition.supapolicyConditionData contains the text
'queueDepth > 10'
```

The class attribute supaECACompIsTerm, defined in subsection 6.10.1.1, is used to identify which of these two approaches is used by an object instance of this class.

6.10.1. SUPAECAComponent Attributes

A single attribute is currently defined for this class, and is described in the following subsection.

6.10.1.1. The Attribute `supaECACompIsTerm`

This is an optional Boolean attribute. If the value of this attribute is `TRUE`, then this `SUPAECAComponent` is used as the value of a `SUPAPolicyTerm` to construct a `SUPAPolicyClause` (this is approach #1 in section 6.10 above). If the value of this attribute is `FALSE`, then this `SUPAECAComponent` contains the text of the entire corresponding `SUPAPolicyClause` (this is approach #2 in section 6.10 above).

6.10.2. `SUPAECAComponent` Relationships

No relationships are currently defined for this class.

6.11. The Concrete Class "`SUPAPolicyEvent`"

This is a mandatory concrete class that represents the concept of an Event that is applicable to a policy management system. Such an Event is defined as any important occurrence in time of a change in the system being managed, and/or in the environment of the system being managed. `SUPAPolicyEvents` can be used as part of a `SUPAPolicyClause`; this is done by specifying the attribute name and value of an Event in the `supaPolicyEventData` attribute of the `SUPAPolicyEvent`. This enables event attributes to be used as part of a `SUPAPolicyClause`.

Note: this class does NOT model the "raw" occurrences of Events. Rather, it represents the concept of an Event object whose class attributes describe pertinent attributes that can trigger the evaluation of a `SUPAECAPolicyRule`.

6.11.1. `SUPAPolicyEvent` Attributes

Currently, five attributes are defined for the `SUPAPolicyEvent` class, which are described in the following subsections.

6.11.1.1. The Attribute "`supaPolicyEventIsPreProcessed`"

This is an optional Boolean attribute. If the value of this attribute is `TRUE`, then this `SUPAPolicyEvent` has been pre-processed by an external entity, such as an Event Service Bus, before it was received by the Policy Management System.

6.11.1.2. The Attribute "`supaPolicyEventIsSynthetic`"

This is an optional Boolean attribute. If the value of this attribute is `TRUE`, then this `SUPAPolicyEvent` has been produced by the Policy Management System. If the value of this attribute is `FALSE`, then this `SUPAPolicyEvent` has been produced by an entity in the system being managed.

6.11.1.3. The Attribute "supaPolicyEventTopic[0..n]"

This is a mandatory array of string attributes, and contains the subject that this PolicyEvent describes.

Note: [0..n] means that this is a multi-valued property that has zero or more attributes.

6.11.1.4. The Attribute "supaPolicyEventEncoding"

This is a mandatory non-zero enumerated integer attribute, and defines how to interpret the supaPolicyEventData class attribute. These two attributes form a tuple, and together enable a machine to understand the syntax and value of the data carried by the object instance of this class. Values include:

- 0: Undefined
- 1: String
- 2: Integer
- 3: Boolean
- 4: Floating Point
- 5: DateTime

6.11.1.5. The Attribute "supaPolicyEventData[1..n]"

This is a mandatory attribute that defines an array of strings. Each string in the array represents an attribute name and value of an Event object. The format of each string is defined as name:value. The 'name' part is the name of the SUPAPolicyEvent attribute, and the 'value' part is the value of that attribute. Note: [1..n] means that this is a multi-valued property that has at least one (and possibly more) attributes. For example, if this value of this attribute is:

```
{(startTime:0800), (endTime:1700)}
```

then this attribute contains two properties, called startTime and endTime, whose values are 0800 and 1700, respectively.

Note that the supaPolicyEventEncoding class attribute defines how to interpret the value portion of this attribute.

This attribute works with another class attribute, called supaPolicyEventEncoding, which defines how to interpret this attribute. These two attributes form a tuple, and together enable a machine to understand the syntax and value of the data carried by the object instance of this class.

6.11.2. SUPAPolicyEvent Relationships

No relationships are currently defined for this class. It inherits the relationships defined by the SUPAPolicyComponentDecorator (see section 5.7.3.).

6.12. The Concrete Class "SUPAPolicyCondition"

This is a mandatory concrete class that represents the concept of an Condition that will determine whether or not the set of Actions in the SUPAECAPolicyRule to which it belongs are executed or not. SUPAPolicyConditions can be used as part of a SUPAPolicyClause (e.g., `var = SUPAPolicyCondition.supapolicyConditionData`) or as a stand-alone SUPAPolicyClause (e.g., the `supapolicyConditionData` attribute contains text that defines the entire condition clause).

6.12.1. SUPAPolicyCondition Attributes

Currently, two attributes are defined for the SUPAPolicyCondition class, which are described in the following subsections.

6.12.1.1. The Attribute "supapolicyConditionData[1..n]"

This is a mandatory array of string attributes that contains the content of this SUPAPolicyCondition object.

Note: [1..n] means that this is a multi-valued property that has at least one (and possibly more) attributes.

This attribute works with another class attribute, called `supapolicyConditionEncoding`, which defines how to interpret this attribute. These two attributes form a tuple, and together enable a machine to understand the syntax and value of the data carried by the object instance of this class.

6.12.1.2. The Attribute "supapolicyConditionEncoding"

This is a mandatory non-zero enumerated integer attribute, and defines the data type of the `supapolicyConditionData` attribute. These two attributes form a tuple, and together enable a machine to understand the syntax and value of the content of this SUPAPolicyCondition object. Values include:

- 0: undefined
- 1: String
- 2: OCL 2.x
- 3: OCL 1.x
- 4: QVT 1.2 - Relations Language
- 5: QVT 1.2 - Operational language
- 6: Alloy

6.12.2. SUPAPolicyEvent Relationships

No relationships are currently defined for this class. It inherits the relationships defined by the SUPAPolicyComponentDecorator (see section 5.7.3.).

6.13. The Concrete Class "SUPAPolicyAction"

This is a mandatory concrete class that represents the concept of an Action, which is a part of a SUPAECAPolicyRule, which may be executed when both the event and the condition clauses of its owning SUPAECAPolicyRule evaluate to true. The execution of this action is determined by its SUPAECAPolicyRule container, and any applicable SUPAPolicyMetadata objects. SUPAPolicyActions can be used in three different ways:

- o as part of a SUPAPolicyClause (e.g., var = SUPAPolicyAction.supapolicyActionData)
- o as a stand-alone SUPAPolicyClause (e.g., the supapolicyActionData attribute contains text that defines the entire action clause)
- o to invoke a SUPAECAPolicyRule

In the third case, the execution semantics SHOULD be to suspend the current execution of the set of SUPAPolicyActions that are executing, transfer execution control to the invoked SUPAECAPolicyRule, and resume the execution of the original set of SUPAPolicyActions when the invoked SUPAECAPolicyRule has finished execution.

6.13.1. SUPAPolicyAction Attributes

Currently, two attributes are defined for the SUPAPolicyCondition class, which are described in the following subsections.

6.13.1.1. The Attribute "supapolicyActionData[1..n]"

This is a mandatory array of string attributes that contains the content of this SUPAPolicyAction object. This attribute works with another class attribute, called supapolicyActionEncoding, which defines how to interpret this attribute. These two attributes form a tuple, and together enable a machine to understand the syntax and value of the data carried by the object instance of this class. Note: [1..n] means that this is a multi-valued property that has at least one (and possibly more) attributes.

Since this attribute could represent a term in a SUPAPolicyClause (e.g., var = SUPAPolicyAction.supapolicyActionData), a complete SUPAPolicyClause (e.g., the supapolicyActionData attribute contains text that defines the entire action clause), or the name of a SUPAECAPolicyRule to invoke, each element in the string array is prepended with one of the following strings:

- o 't:' (or 'term:'), to denote a term in a SUPAPolicyClause
- o 'c:' (or 'clause:'), to denote an entire SUPAPolicyClause
- o 'r:' (or 'rule:'), to invoke a SUPAECAPolicyRule

6.13.1.2. The Attribute "supaPolicyActionEncoding"

This is a mandatory non-zero enumerated integer attribute, and defines the data type of the supaPolicyActionData attribute. This attribute works with another class attribute, called supaPolicyActionData, which contains the content of the action. These two attributes form a tuple, and together enable a machine to understand the syntax and value of the content of this SUPAPolicyAction object. Values include:

- 0: undefined
- 1: GUID
- 2: UUID
- 3: URI
- 4: FQDN
- 5: String
- 6: OCL 2.x
- 7: OCL 1.x
- 8: QVT 1.2 - Relations Language
- 9: QVT 1.2 - Operational language
- 10: Alloy

6.13.2. SUPAPolicyAction Relationships

No relationships are currently defined for this class. It inherits the relationships defined by the SUPAPolicyComponentDecorator (see section 5.7.3.).

Enumerations 1-4 are used to provide a reference to an action object. Enumerations 5-10 are used to express the action to perform as a string.

7. Examples

This will be defined in the next version of this document.

8. Security Considerations

This will be defined in the next version of this document.

9. IANA Considerations

This document has no actions for IANA.

10. Acknowledgments

This document has benefited from reviews, suggestions, comments and proposed text provided by the following members, listed in alphabetical order: Andy Bierman, Bob Natale, Fred Feisullin, Georgios Karagiannis, Liu (Will) Shucheng, Marie-Jose Montpetit.

11. References

This section defines normative and informative references for this document.

11.1. Normative References

- [RFC2119] Bradner, S., "Key words for use in RFCs to Indicate Requirement Levels", BCP 14, RFC 2119, March 1997.
- [RFC6020] Bjorklund, M., "YANG - A Data Modeling Language for the Network Configuration Protocol (NETCONF)", RFC 6020, October 2010.
- [RFC6991] Schoenwaelder, J., "Common YANG Data Types", RFC 6991, July 2013.

11.2. Informative References

- [RFC3060] Moore, B., Ellesson, E., Strassner, J., Westerinen, A., "Policy Core Information Model -- Version 1 Specification", RFC 3060, February 2001
- [RFC3198] Westerinen, A., Schnizlein, J., Strassner, J., Scherling, M., Quinn, B., Herzog, S., Huynh, A., Carlson, M., Perry, J., Waldbusser, S., "Terminology for Policy-Based Management", RFC 3198, November, 2001
- [RFC3460] Moore, B., ed., "Policy Core Information Model (PCIM) Extensions", RFC 3460, January 2003
- [1] Strassner, J., "Policy-Based Network Management", Morgan Kaufman, ISBN 978-1558608597, Sep 2003
- [2] Strassner, J., ed., "The DEN-ng Information Model", add stable URI
- [3] Riehle, D., "Composite Design Patterns", Proceedings of the 1997 Conference on Object-Oriented Programming Systems, Languages and Applications (OOPSLA '97). ACM Press, 1997, Page 218-228

- [4] DMTF, CIM Schema, v2.44,
http://dmtf.org/standards/cim/cim_schema_v2440
- [5] Strassner, J., ed., "ZOOM Policy Architecture and Information Model Snapshot", TR235, part of the TM Forum ZOOM project, October 26, 2014
- [6] TM Forum, "Information Framework (SID), GB922 and associated Addenda, v14.5,
<https://www.tmforum.org/information-framework-sid/>
- [7] Liskov, B.H., Wing, J.M., "A Behavioral Notion of subtyping", ACM Transactions on Programming languages and Systems 16 (6): 1811 - 1841, 1994
- [8] Klyus, M., Strassner, J., Liu, W., Karagiannis, G., Bi, J., "SUPA Value Proposition",
[draft-klyus-supa-value-proposition-00](#), March 21, 2016
- [9] ISO/IEC 10746-3 (also ITU-T Rec X.903), "Reference Model Open Distributed Processing Architecture", April 20, 2010
- [10] Davy, S., Jennings, B., Strassner, J., "The Policy Continuum - A Formal Model", Proc. of the 2nd Intl. IEEE Workshop on Modeling Autonomic Communication Environments (MACE), Multicon Lecture Notes, No. 6, Multicon, Berlin, 2007, pages 65-78
- [11] Gamma, E., Helm, R., Johnson, R., Vlissides, J., "Design Patterns - Elements of Reusable Object-Oriented Software", Addison-Wesley, 1994, ISBN 0-201-63361-2
- [12] Strassner, J., de Souza, J.N., Raymer, D., Samudrala, S., Davy, S., Barrett, K., "The Design of a Novel Context-Aware Policy Model to Support Machine-Based Learning and Reasoning", Journal of Cluster Computing, Vol 12, Issue 1, pages 17-43, March, 2009
- [13] Liskov, B.H., Wing, J.M., "A Behavioral Notion of subtyping", ACM Transactions on Programming languages and Systems, 16 (6): 1811 - 1841, 1994
- [14] Martin, R.C., "Agile Software Development, Principles, Patterns, and Practices", Prentice-Hall, 2002, ISBN: 0-13-597444-5
- [15] Halpern, J., Strassner, J., "Generic Policy Data Model for Simplified Use of Policy Abstractions (SUPA)"
[draft-halpern-supa-generic-policy-data-model-00](#), March 21, 2016

Authors' Addresses

John Strassner
Huawei Technologies
2330 Central Expressway
Santa Clara, CA 95138 USA
Email: john.sc.strassner@huawei.com

Joel Halpern
Ericsson
P. O. Box 6049
Leesburg, VA 20178
Email: joel.halpern@ericsson.com

Jason Coleman
Cisco Systems
124 Copper Lake Lane
Georgetown Tx 78628
Email: routerjockey@me.com

Appendix A. Brief Analyses of Previous Policy Work

This appendix describes some of the important problems with previous IETF policy work., and describes the rationale for taking different design decisions in this document.

A.1. PolicySetComponent vs. SUPAPolicyStructure

The ability to define different types of policy rules is not present in [RFC3060] and [RFC3460], because both are based on [4], and this ability is not present in [4]. [RFC3060], [RFC3460], and [4] are all limited to CA (condition-action) policy rules. In addition, events are NOT defined. These limitations mean that [RFC3060], [RFC3460], and [4] can only represent CA Policy Rules.

In contrast, the original design goal of SUPA was to define a single class hierarchy that could represent different types of policies (e.g., imperative and declarative). Hence, it was decided to make SUPAPolicyStructure generic in nature, so that different types of policies could be defined as subclasses. This enables a single Policy Framework to support multiple types of policies.

A.2. Flat Hierarchy vs. SUPAPolicyComponentStructure

Figure 26 shows a portion of the class hierarchy of [RFC3460].

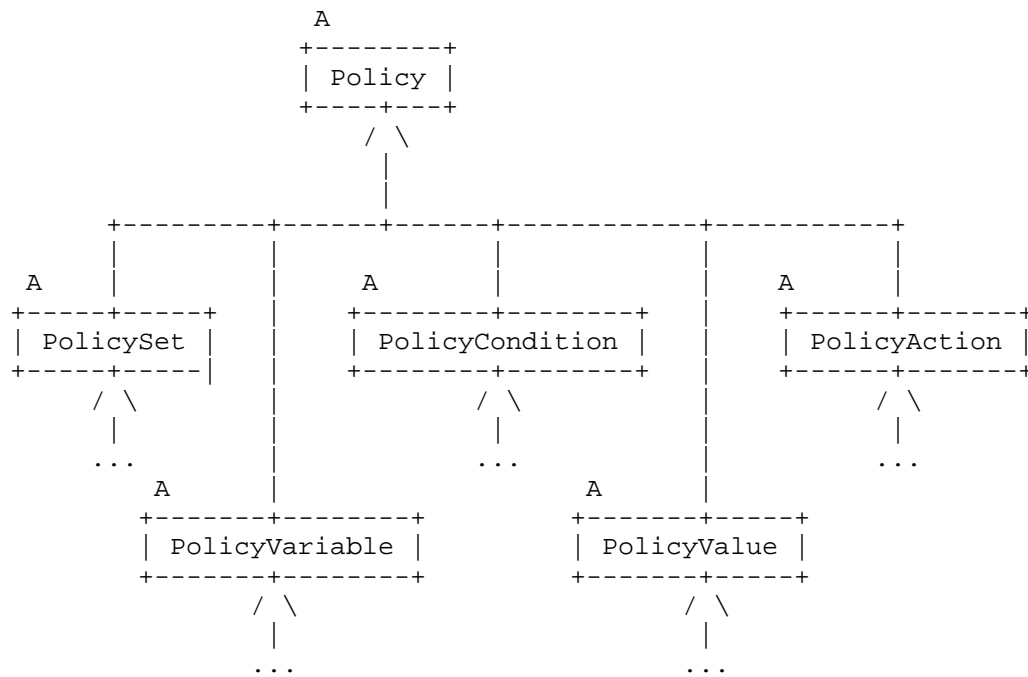


Figure 26. Simplified Class Hierarchy of [RFC3460]

RFC3060], [RFC3460], and [4] defined PolicyConditions and PolicyActions as subclasses of Policy (along with PolicySet, which is the superclass of PolicyRules and PolicyGroups). This means that there is no commonality between PolicyConditions and PolicyActions, even though they are both PolicyRule components. From an object-oriented point-of-view, this is incorrect, since a PolicyRule aggregates both PolicyConditions and PolicyActions.

In addition, note that both PolicyVariables and PolicyValues are siblings of PolicyRules, PolicyConditions, and PolicyActions. This is incorrect for several reasons:

- o a PolicyRule cannot rectly contain PolicyVariables or PolicyValues, so they shouldn't be at the same level of the class hierarchy
- o both PolicyConditions and PolicyActions can contain PolicyVariables and PolicyValues, which implies that both PolicyVariables and PolicyValues should be lower in the class hierarchy

Note that in the current version of [4], PolicyVariable and PolicyValue are both deleted. There are other changes as well, but they are beyond the scope of this Appendix.

The original design goal of SUPA was to define a single class hierarchy that could represent different types of policies and policy components. This cannot be accomplished in [RFC3460], since there is no notion of a policy component (or alternatively, PolicyCondition, PolicyAction, PolicyVariable, and PolicyValue are all components at the same abstraction level, which is clearly not correct). Hence, SUPA defined the SUPAPolicyComponentStructure class to capture the concept of a reusable policy component.

In summary, SUPAPolicyStructure subclasses define the structure of a policy in a common way, while SUPAPolicyComponentStructure subclasses define the content that is contained in the structure of a policy, also in a common way.

A.3. PolicyRules and PolicyGroups vs. SUPAPolicyRules

A PolicySetComponent is an aggregation, implemented as an association class, that "collects instances of PolicySet subclasses into coherent sets of Policies". This is a recursive aggregation, with multiplicity 0..n - 0..n, on the PolicySet class.

Since this is a recursive aggregation, it means that a PolicySet can aggregate zero or more PolicySets. This is under-specified, and can be interpreted in one of two ways:

1. A PolicySet subclass can aggregate any PolicySet subclass (PolicyRules can aggregate PolicyRules and PolicyGroups, and vice-versa)
2. PolicyRules can aggregate PolicyRules, and PolicyGroups can aggregate PolicyGroups, but neither class can aggregate the other type of class

Both interpretations are ill-suited for policy-based management. The problem with the first is that if PolicyGroup is the mechanism for grouping, why can a PolicyRule aggregate a PolicyGroup? This implies that PolicyGroups are not needed. The problem with the second is that PolicyGroups cannot aggregate PolicyRules (which again implies that PolicyGroups are not needed).

Furthermore, there are no mechanisms defined in the [RFC3460] model to prevent loops of PolicyRules. This is a problem, because EVERY PolicyRule and PolicyGroup inherits this recursive aggregation.

This is why this document uses the composite pattern. First, this pattern clearly shows what object is aggregating what other object (i.e., a SUPAECAPolicyRuleAtomic cannot aggregate ability SUPAECAPolicyRuleComposite). Second, it does not allow ability SUPAECAPolicyRule to be aggregated by another SUPAECAPolicyRule (this is discussed more in the following subsection).

A.3.1. Sub-rules

Sub-rules (also called nested policy rules) enable a policy rule to be contained within another policy rule. These have very complex semantics, are very hard to debug, and provide limited value. They also require a complex set of aggregations (see section A.4.).

The main reason for defining sub-rules in [RFC3460] is to enable "complex policy rules to be constructed from multiple simpler policy rules". However, the composite pattern does this much more efficiently than a simple recursive aggregation, and avoids the ambiguous semantics of a recursive aggregation. This latter point is important, because if PolicyRule and/or PolicyGroup is subclassed, then all subclasses still inherit this recursive aggregation, along with its ambiguous semantics.

A.4. PolicyConditions and PolicyActions vs. SUPAECAComponent

There is no need to use the SimplePolicyCondition and ComplexPolicyCondition objects defined in [RFC3460], since the SUPAPolicyComponentStructure uses the decorator pattern (see section 5.7) to provide more extensible types of conditions than is possible with those classes. This also applies for the SimplePolicyAction and the ComplexPolicyAction classes defined in [RFC3460].

More importantly, this removes the need for a complex set of aggregations (i.e., PolicyComponent, PolicySetComponent, PolicyConditionStructure, PolicyConditionInPolicyRule, PolicyConditionInPolicyCondition, PolicyActionStructure, PolicyActionInPolicyRule, and PolicyActionInPolicyAction). Instead, ANY SUPAECAComponent is defined as a decorator (i.e., a subclass of SUPAPolicyComponentDecorator), and hence, Any SUPAECAComponent is wrapped onto a concrete subclass of SUPAPolicyClause using the SAME aggregation (SUPAHasDecoratedPolicyComponent). This is a significantly simpler design that is also more powerful.

A.5. The SUPAPolicyComponentDecorator Abstraction

One of the problems in building a policy model is the tendency to have a multitude of classes, and hence object instances, to represent different combinations of policy events, conditions, and actions. This can lead to class and/or relationship explosion, as is the case in [RFC3460], [4], and [6].

For example, [RFC3460] defines five subclasses of PolicyCondition: PolicyTimePeriodCondition, VendorPolicyCondition, SimplePolicyCondition, CompoundPolicyCondition, and CompoundFilterCondition. Of these:

- o PolicyTimePeriodCondition is a data structure, not a class
- o VendorPolicyCondition represents a condition using two attributes that represent a multi-valued octet string
- o SimplePolicyCondition, CompoundPolicyCondition, and CompoundFilterCondition all have ambiguous semantics

SimplePolicyCondition represents an ordered 3-tuple, in the form {variable, match, value}. However, the match operator is not formally modeled. Specifically, "the 'match' relationship is to be interpreted by analyzing the variable and value instances associated with the simple condition". This becomes problematic for several cases, such as shallow vs. deep object comparisons. More importantly, this requires two separate aggregations (PolicyVariableInSimplePolicyCondition and PolicyValueInSimplePolicyCondition) to associate variables and values to the SimplePolicyCondition, respectively. Since [RFC3460] defines all relationships as classes, this means that the expression "Foo > Bar" requires a total of FIVE objects (one each for the variable and value, one for the SimplePolicyCondition, and one each to associate the variable and value with the SimplePolicyCondition).

This is exacerbated when SimplePolicyConditions are used to build CompoundPolicyConditions. In addition to the above complexity (which is required for each SimplePolicyCondition), a new aggregation (PolicyConditionInPolicyCondition) is required to aggregate PolicyConditions. Thus, the compound expression: "((Foo > Bar) AND (Foo < Baz))" requires a total of THIRTEEN objects (five for each of the terms being ANDed, plus one for the CompoundPolicyCondition, and two to aggregate each term to the CompoundPolicyCondition).

Note that in the above examples, the superclasses of each of the relationships are omitted for clarity. In addition, [RFC3460] is built using inheritance; this means that if a new function is required, a new class must be built (e.g., CompoundFilterCondition is a subclass, but all it adds is one attribute).

In contrast, the Decorator Pattern enables behavior to be selectively added to an individual object, either statically or dynamically, without having to build association classes. In addition, the decorator pattern uses composition, instead of inheritance, to avoid class explosion. This means that a new variable, value, or even condition class can be defined at runtime, and then all or part of that class can dynamically wrap an existing object without need for recompilation and redeployment.

A.6. The Abstract Class "SUPAPolicyClause"

This abstraction is missing in [RFC3060], [RFC3460], [4], and [6]. SUPAPolicyClause was abstracted from DEN-ng [2], and a version of this class is in the process of being added to [5]. However, the class and relationship design in [5] differs significantly from the corresponding designs in this document.

SUPAPolicyClause further reinforces the difference between a policy rule and a component of a policy rule by abstracting the content of a policy rule as a reusable object. This is fundamental for enabling different types of policy rules (e.g., imperative and declarative) to be represented using the same constructs.

A.7. Problems with the RFC3460 Version of PolicyVariable

The following subsections define a brief, and incomplete, set of problems with the implementation of [RFC3460] (note that [RFC3060] did not define variables, operators, and/or values).

A.7.1. Object Bloat

[RFC3460] used two different and complex mechanisms for providing generic get and set expressions. PolicyVariables were subclassed into two subclasses, even though they performed the same semantic function. This causes additional problems:

- o PolicyExplicitVariables are for CIM compatibility; note that the CIM does not contain either PolicyVariables or PolicyValues ([4])
- o PolicyImplicitVariable subclasses do not define attributes; rather, they are bound to an appropriate subclass of PolicyValue using an association

Hence, defining a variable is relatively expensive in [RFC3460], as in general, two objects and an association must be used. The objects themselves do not define content; rather, their names are used as a mechanism to identify an object to match. This means that an entire object must be used (instead of, for example, an attribute), which is wasteful. It also makes it difficult to adjust constraints at runtime, since the constraint is defined in a class that is statically defined (and hence, requires recompilation and possibly redeployment if it is changed).

A.7.2. Object Explosion

The above three problems lead to class explosion (recall that in [RFC3060], [RFC3460], and [4], associations are implemented as classes).

In contrast to this approach, the approach in this document keeps the idea of the class hierarchy for backwards compatibility, but streamlines the implementation. Specifically:

1. The decorator pattern is an established and very used software pattern (it dates back to at least 1994 [11]).
2. The use of a single association class (i.e., SUPAHasDecoratedPolicyComponentDetail) can represent more constraints than is possible in the approaches of [RFC3460] and [4] in a much more flexible manner, due to its function as a decorator of other objects.
3. Note that there is no way to enforce the constraint matching in [RFC3460] and [6]; the burden is on the developer to check and see if the constraints specified in one class are honored in the other class.
4. If these constraints are not honored, there is no mechanism specified to define the clause as incorrectly formed.

A.7.3. Specification Ambiguities

There are a number of ambiguities in [RFC3460].

First, [RFC3460] says: "Variables are used for building individual conditions". While this is true, variables can also be used for building individual actions. This is reflected in the definition for SUPAPolicyVariable.

Second, [RFC3460] says: "The variable specifies the property of a flow or an event that should be matched when evaluating the condition." While this is true, variables can be used to test many other things than "just" a flow or an event. This is reflected in the SUPAPolicyVariable definition.

Third, the [RFC3460] definition requires the use of associations in order to properly constrain the variable (e.g., define its data type, the range of its allowed values, etc.). This is both costly and inefficient.

Fourth, [RFC3460] is tightly bound to the DMTF CIM schema [4]. The CIM is a data model (despite its name), because:

- o It uses keys and weak relationships, which are both concepts from relational algebra and thus, not technology-independent
- o It has its own proprietary modeling language
- o It contains a number of concepts that are not defined in UML (including overriding keys for subclasses)

Fifth, the class hierarchy has two needless classes, called SUPAImplicitVariable and SUPAExplicitVariable. These classes do not define any attributes or relationships, and hence, do not add any semantics to the model.

Finally, in [RFC3460], defining constraints for a variable is limited to associating the variable with a PolicyValue. This is both cumbersome (because associations are costly; for example, they equate to a join in a relational database management system), and not scalable, because it is prone to proliferating PolicyValue classes for every constraint (or range of constraints) that is possible. Therefore, in SUPA, this mechanism is replaced with using an association to an association class that defines constraints in a much more general and powerful manner (i.e., the SUPAHasDecoratedPolicyComponentDetail class).

A.8. Problems with the RFC3460 Version of PolicyValue

The following subsections define a brief, and incomplete, set of problems with the implementation of [RFC3460] (note that [RFC3060] did not define variables, operators, and/or values).

A.8.1. Object Bloat

[RFC3460] defined a set of 7 subclasses; three were specific to networking (i.e., IPv4 Address, IPv6 Address, MAC Address) and 4 (PolicyStringValue, PolicyBitStringValue, PolicyIntegerValue, and PolicyBooleanValue) were generic in nature. However, each of these objects defined a single class attribute. This has the same two problems as with PolicyVariables (see section 5.9.1.1):

1. Using an entire object to define a single attribute is very wasteful and expensive
2. It also make it difficult to adjust constraints at runtime, since the constraint is defined in a class that is statically defined (and hence, requires recompilation and possibly redeployment if it is changed).

A.8.2. Object Explosion

[RFC3460] definition requires the use of associations in order to properly constrain the variable (e.g., define its data type, the range of its allowed values, etc.). This is both costly and inefficient (recall that in [RFC3060], [RFC3460], and [4], associations are implemented as classes).

A.8.3. Lack of Constraints

There is no generic facility for defining constraints for a PolicyValue. Therefore, there is no facility for being able to change such constraints dynamically at runtime.

A.8.4. Tightly Bound to the CIM Schema

[RFC3460] is tightly bound to the DMTF CIM schema [4]. The CIM is a data model (despite its name), because:

- o It uses keys and weak relationships, which are both concepts from relational algebra and thus, not technology-independent
- o It has its own proprietary modeling language
- o It contains a number of concepts that are not defined in UML (including overriding keys for subclasses)

A.8.5. Specification Ambiguity

[RFC3460] says: It is used for defining values and constants used in policy conditions". While this is true, variables can also be used for building individual actions. This is reflected in the SUPAPolicyVariable definition.

A.8.6. Lack of Symmetry

Most good information models show symmetry between like components. [RFC3460] has no symmetry in how it defines variables and values. In contrast, this document recognizes that variables and values are just terms in a clause; hence, the only difference in the definition of the SUPAPolicyVariable and SUPAPolicyValue classes is that the content attribute in the former is a single string, whereas the content attribute in the latter is a string array. In particular, the semantics of both variables and values are defined using the decorator pattern, along with the attributes of the SUPAPolicyComponentDecorator and the SUPAHasDecoratedPolicyComponentDetail classes.

Appendix B. Mathematical Logic Terminology and Symbolology

Appendix C. SUPA Logic Statement Information Model

Network Working Group
Internet-Draft
Intended status: Experimental
Expires: September 14, 2016

N. Vadrevu
VN Telecom Consultancy
D. Zhang
S. Zhu
Alibaba Group
Y. Cheng
China Unicom
March 17, 2016

Applicability of SUPA
draft-vadrevu-sup-a-applicability-06

Abstract

SUPA will define a generic policy model, an imperative ECA (Event Condition Action) policy information model and a declarative (intent-based) policy information model which is the extension of the generic model, and a set of policy data models which will make use of the common concepts defined in the generic model. This memo will explore some typical use cases and demonstrate the applicability of SUPA policy models.

Requirements Language

The key words "MUST", "MUST NOT", "REQUIRED", "SHALL", "SHALL NOT", "SHOULD", "SHOULD NOT", "RECOMMENDED", "MAY", and "OPTIONAL" in this document are to be interpreted as described in RFC 2119 [RFC2119].

Status of This Memo

This Internet-Draft is submitted in full conformance with the provisions of BCP 78 and BCP 79.

Internet-Drafts are working documents of the Internet Engineering Task Force (IETF). Note that other groups may also distribute working documents as Internet-Drafts. The list of current Internet-Drafts is at <http://datatracker.ietf.org/drafts/current/>.

Internet-Drafts are draft documents valid for a maximum of six months and may be updated, replaced, or obsoleted by other documents at any time. It is inappropriate to use Internet-Drafts as reference material or to cite them other than as "work in progress."

This Internet-Draft will expire on September 14, 2016.

Copyright Notice

Copyright (c) 2016 IETF Trust and the persons identified as the document authors. All rights reserved.

This document is subject to BCP 78 and the IETF Trust's Legal Provisions Relating to IETF Documents (<http://trustee.ietf.org/license-info>) in effect on the date of publication of this document. Please review these documents carefully, as they describe your rights and restrictions with respect to this document. Code Components extracted from this document must include Simplified BSD License text as described in Section 4.e of the Trust Legal Provisions and are provided without warranty as described in the Simplified BSD License.

Table of Contents

1. Introduction	2
2. Terminology	3
3. Framework	3
3.1. Network Manager/Controller	5
4. Use Cases of SUPA	7
4.1. Use Case 1: SES	7
4.1.1. Scenario	7
4.1.2. Generic Policy Models	9
4.1.3. Programmatic approach - SUPA modeling	10
4.1.4. SUPA Data Model for SES Use Case	10
4.2. Use Case 2: VPC	15
4.2.1. Generic	15
4.2.2. Example1	17
4.2.3. Example2	18
4.3. Use Case 3: Traffic Manipulation cross DCs	19
4.4. Use Case 4: Virtual SP	21
4.5. Use Case 5: Instant VPN	23
5. IANA Considerations	24
6. Security Considerations	24
7. Acknowledgements	25
8. References	25
8.1. Normative References	25
8.2. Informative References	25
Authors' Addresses	26

1. Introduction

One of the ways for network service automation is using network management and operation software applications. The applications may not be able to directly communicate with each network element; a hierarchical and extensible framework should be considered to hide

the protocol specific and/or vendor specific details, high level network and service abstraction, and standardized programming API will be necessary.

SUPA will define policy generic models and data models, for service management and operation applications. [I-D.strassner-sup-generic-policy-info-model] defines a common set of concepts for various data models which may use different languages, protocols, and repositories.

Three generic models are defined in [I-D.strassner-sup-generic-policy-info-model]: Generic Policy Model, Eca Policy Rule Model, Logic Statement Model. The ECA information model is intended for dynamic service automation; while the Logic Statement Model is intended for expressing high requirements without being involved in network details.

Data models can be defined by developers / operators or by any third party, as long as they follow the common concepts defined in SUPA generic model. [I-D.chen-sup-eca-data-model] defines a policy data model of Event-Condition-Action (ECA), which is an example.

The generic data models will be used for domain or service specific data model. And there is no interoperability requirement for domain specific data models. The interoperability is guaranteed at the generic data model level via the common concepts.

2. Terminology

DC Data Center

PCE Path Computation Element

SES Switched Ethernet services

SP Service Provider

SUPA Simplified Use of Policy Abstractions

VM Virtual Machine

VPC Virtual Private Cloud

3. Framework

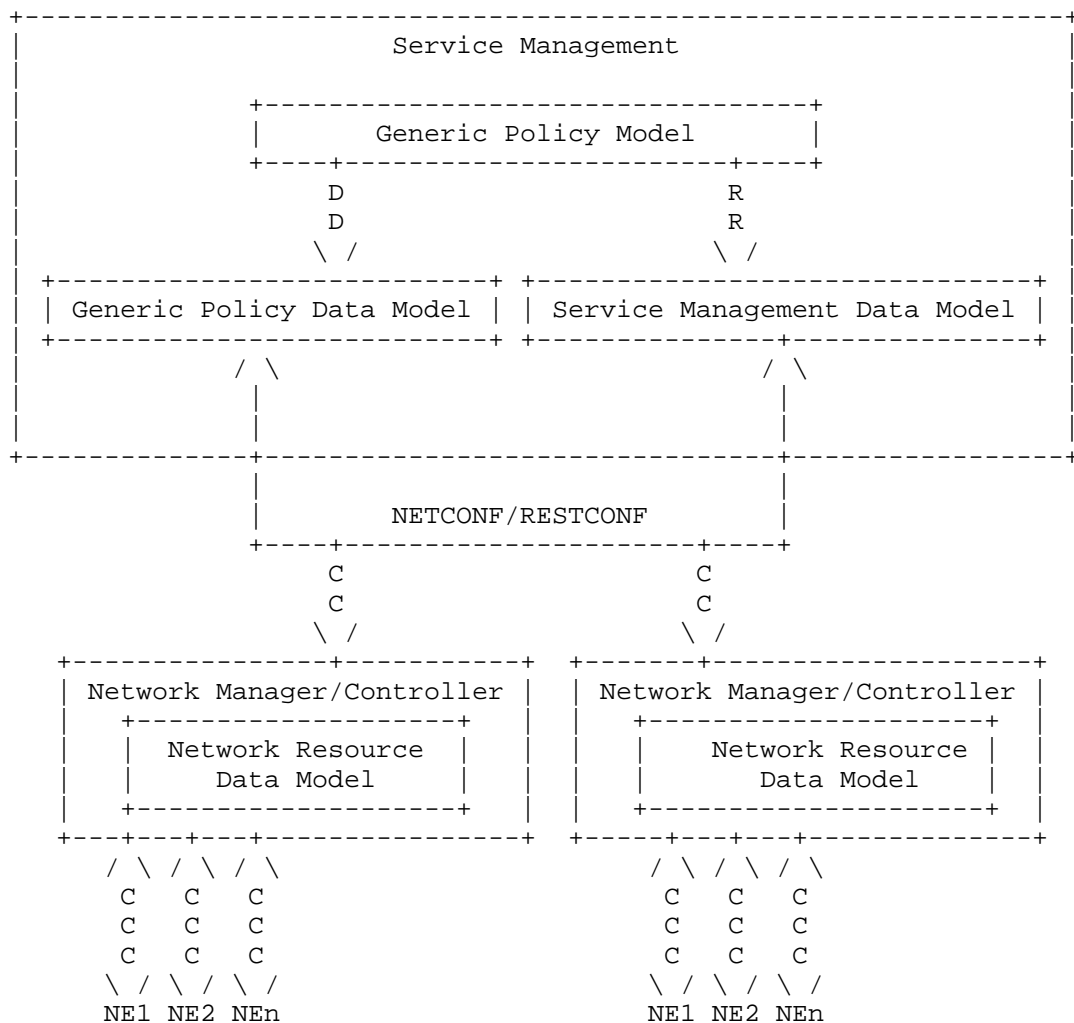


Figure 1 Use of SUPA Models

C: Communications

D: Derived from

R: References (i.e., the generic model is used by the system to instantiate the data model).

As shown in Figure 1, SUPA will define generic policy models, which are independent of services and use cases. Policy data models can be derived from the generic models. The data model will define high

level, maybe network-wide policies. Policy data model will be used in conjunction with service data models to generate configurations for network elements. The service data model is use case specific and will be developed by operators or third parties, which is out the scope of SUPA.

The service management applications will send SUPA data models to the service management system, where policy making and automated policy enforcement will be performed, and the data models will be mapped to configuration of network elements. Configuration of network elements is vendor specific, using various protocols, such as Netconf, Restconf, etc.

SUPA also make use of information collected from network elements. The information may include warning or fault event, load status, traffic statistics, etc, which can be used to adjust network configurations. This kind of automation is done through ECA data models.

3.1. Network Manager/Controller

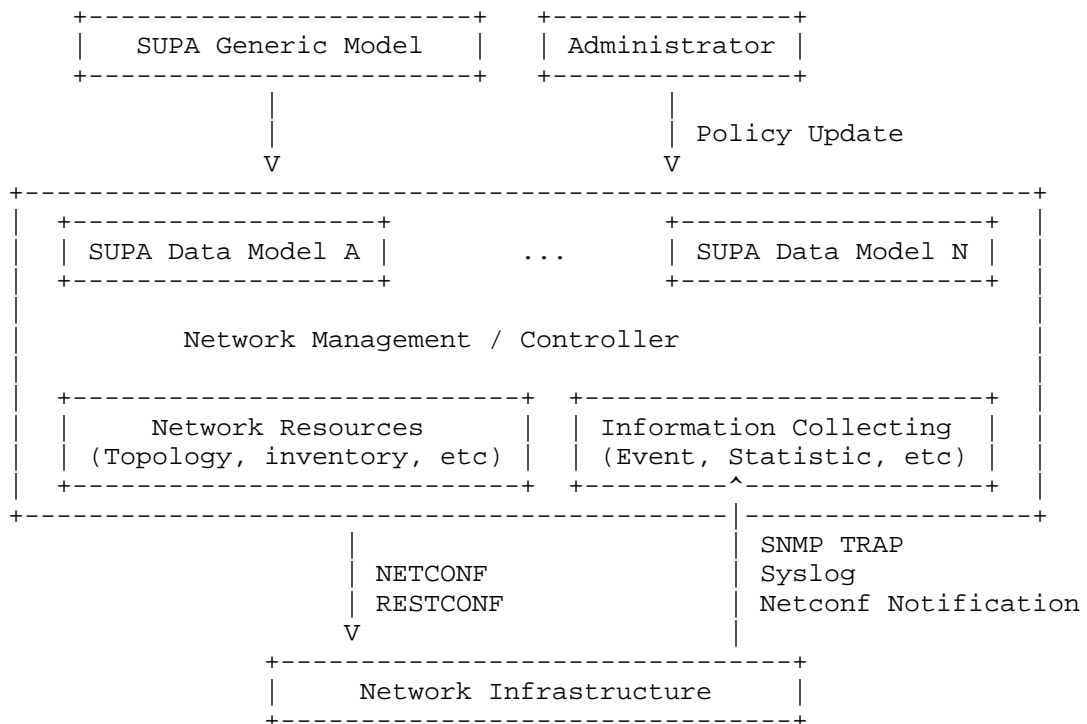


Figure 2 Network Manager / Controller

The internal details of the network manager / controller may be out of the scope of SUPA, but explaining how it works may help people to understand and implement SUPA.

Network administrator can send service deployment and management request to network manager / controller via SUPA data models. The data models will be converted into network elements configuration snippets. The configuration change may be performed instantly, or later triggered by events. The network manager / controller has the intelligence to decide which network devices should be configured, and what the configuration will be, which is derived from the actions specific in the data models explicitly or implicitly.

Network management related resources and information are stored in the network manager/controller, which contains the network topology (physical and virtual interconnection of network elements, etc), inventory (database of network elements, ports, device type, capabilities, etc.), protocol specific information, etc.

SUPA will make use of the existing work of other IETF WGs and other SDOs, such as if the topology data model is already defined in another IETF WG, SUPA will reference it rather than trying to define it again.

The network manager / controller will find out the list of network devices which should be configured for a specific demand or service.

For example, there is a configuration request:

All edge routers shall have SSH disabled.

An edge router is a router with connection to network(s) outside of the current network domain. The controller will query the topology database and find out all the routers with the attribute of "device-role == edge", or the controller may use more complicated algorithms to find out if a router is an edge route, which is implementation specific.

Similarly, another example is, the controller can make use of PCE engine to plan the links between DCs, and make sure the links are disjoint for better availability in case of failure. The PCE engine will be used in conjunction with the topology database to find out possible disjoint links.

The network manager / controller will also have other information, such as protocol specific information, traffic with TCP destination port 22 is SNMP traffic.

The network manager / controller also collect information from the network device, such events, logs, statistics, etc. The information may come from SNMP TRAP, Syslog, NETCONF notification, and other sources such as vendor specific protocols or extensions. The collected information may be used in conjunction with SUPA ECA data models for dynamic configuration change. An example use of the information is, if the load on a link between two DC exceeds a threshold, and there are multiple disjoint links between the two DCs, traffic steering will be triggered.

Event: link_load > threshold

Condition: there are disjoint links

Action: perform traffic steering

Some of the events are already standardized, such SNMP TRAP and NETCONF notification; some are implementation specific.

SUPA data models explicitly or implicitly specify network actions, and the actions may be expanded into more detail actions if necessary, and finally converted into protocol specific, vendor specific network element configuration snippets.

In the previous example shown below again:

All edge routers shall have SSH disabled.

The action in this case is "disable SSH traffic", the network manager / controller should converted this action into configuration "disable traffic on TCP port 22" in the IP stack, or an ACL rule which will drop traffic with TCP destination port 22.

The network manager / controller can support various types of southbound interface, such as NETCONF, RESTCONF, SNMP, OpenFlow, etc, which make it possible to support devices from different vendors. This is implementation specific and out of the scope of SUPA.

4. Use Cases of SUPA

4.1. Use Case 1: SES

4.1.1. Scenario

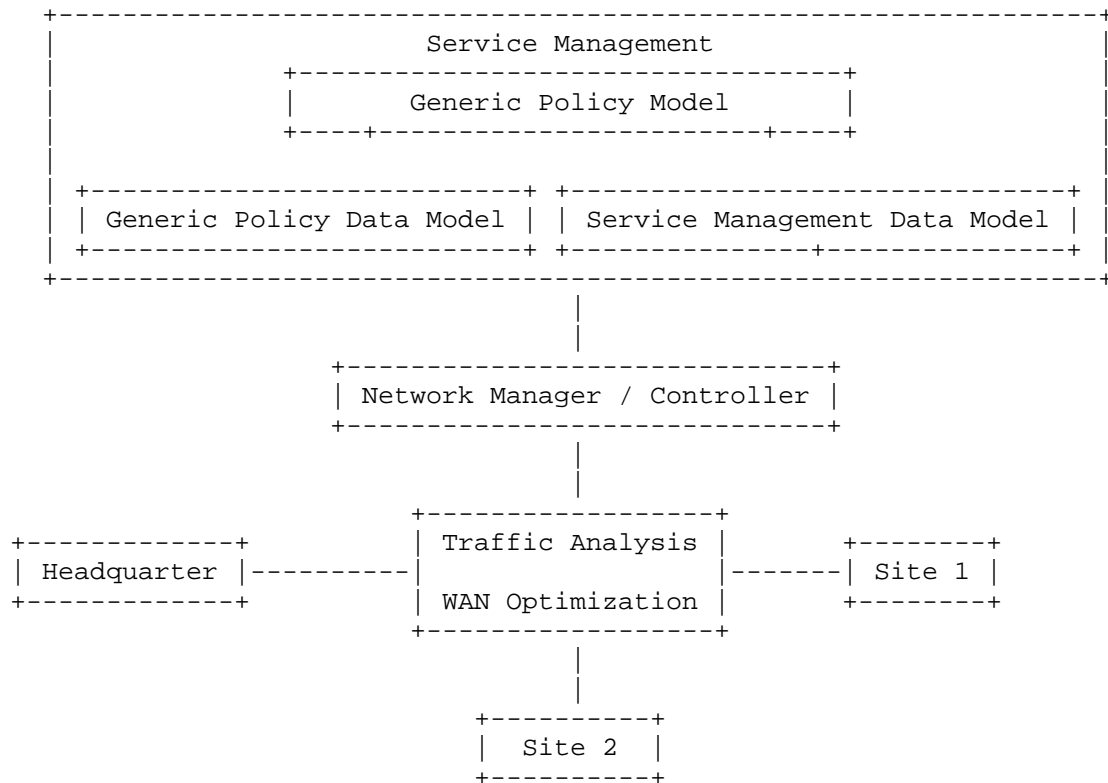


Figure 3 Switched Ethernet Service

Switched Ethernet services (SES) to Small and Medium Businesses business is a growing business segment of the service provider. As the Enterprise's applications grow in demands in terms of the bandwidth and richness of applications, WAN optimization is needed to improve the service quality. SUPA policy data models can be used for maximizing the WAN performance by analyzing the traffic and performing application management and acceleration tools for the network.

In the use case below, Service Manager (SM) is used for service and policy definition and Network Manager (Controller) is used for network topology maintenance and mapping data models to detail network configurations.

While speed and bandwidth are at the forefront of the WAN Optimization there need to be tools in place to detect, diagnose, remedy and report application performance to ensure the SLAs for a customer are enforced.

The service is modeled in terms of what kind of service (Ethernet, VLAN), bandwidth (10Mbps- 10 Gbps), service package (platinum, gold, silver) etc.

Policy models are based on an Event condition action like:

1. Bandwidth usage alarm triggers data caching
2. Latency alarm triggers reduction of re transmission
3. WAN outage at a specific site can trigger geographic redundancy (provided the service is setup for GR)

The above are 3 of the primitives (Event condition action - ECA) on which the run time operations could be based on. When the service model is comprehensively designed with more possibilities (variables), more policy models could be implemented

4.1.2. Generic Policy Models

Requirements and configurations derived from above application scenarios can be described by service data model and policy data models as below:

Service data model can be used to describe attributes for the SES, including service package type (Platinum, gold etc), bandwidth bought by the subscriber (100Mbps, 10Gbps), connection name -copper/ GigE, latency, etc.

Policy data model describes a condition when the link capacity reaches 90%, Service prioritization and WAN optimization need to be enforced based on the customers service package. Event is the link utilization and condition is the usage and action is the WAN optimization. The actions could trigger multiple actions like data compression, protocol acceleration (like streaming gets priority) which are beyond the scope of SUPA.

ECA Policy:

Event: link_load > 90%

Condition: acceleration for service available

Action: data compression; protocol acceleration

It is assumed that the network management/controller module has the network topology and monitors the load on links in the topology.

When translating and processing the SUPA data model, the link information, including link attributes and load, will be provided by the network management/controller. If the load on a specific link exceeds a threshold, the network manager/controller will trigger actions specified in the model.

The actual actions may be vendor specific, network management/controller specific or device specific. The actions will be mapped into configuration for network devices. The network management/controller also need to figure out the set of network devices which need to be configured based on network topology together with some other information, such as service specific information. This is the internal functions of network management/controller, which is out of the scope of SUPA.

4.1.3. Programmatic approach - SUPA modeling

The advantage of the programmatic approach can be maximized by defining as many SUPA ECA models as possible in a top down approach.

In this use case, since this is a switched service, point to point traffic can be identified (by IP Address and port number) and segmented and whole bandwidth can be utilized by many applications simultaneously. Examples are: Print jobs, backups etc..

The benefit of the SUPA is in creating many policies upfront. As the operations grow in complexity SUPA can expand an existing policy by adding more variables. This is how reusable policies can be developed upfront and configuration and maintenance operations can be dealt by modeling and programmatic approach.

Logic Statement Model can also be called as declarative or intent model. This type of model will describe the service intention without specifying low level details, such protocol level or network device level detail, but just the service requirements itself.

4.1.4. SUPA Data Model for SES Use Case

The following model segment is based on [I-D.chen-sup-a-eca-data-model].

In the model, the event can be expressed using some standardized names, such as the SNMP TRAP (linkDown, linkup, Failure, etc), or "link-load > 90%".

The condition(s) can be expressed using script, such as Python script hasAcceleration("ses") or Python script hasDisjointLinks(DC1, DC2). The script is supposed to be interpreted by a script tool and there

are various script tools, the implementer can use any one as they like, either an existing one like Python or a new one. The script itself is out the scope of SUPA; a simple value will be return by the script tool. Some complex combination of conditions can be expressed using script which will give more flexibility.

When handling the condition script, the script tool will be called to process the script. In this case, the script will communicate with service management system and/or the tenant database to find out if any optimization is available for this service or tenant.

Script can also be used for actions.

An example of the script using Python is:

```
service-name="ses"

// input: service-name, type: string
// output: enhancement, type: string or None if no enhance

def queryEnhanceinCapability(service-name):
    for i in range(len(capability-models)):
        if getServiceName(capability-models[i]) == service-name:
            return getEnhance(capability-models[i])
    return None

// input: service-name, type: string
// output: True/False, type: boolean

def hasAcceleration(service-name):
    if queryEnhanceinCapability(service-name) == None:
        return False
    else:
        return True
```

The capability data models are supposed to contain the following:

```
<capability-data-model>
...
<services>
  <service>
    <service-name>ses</service-name>
    <service-enhance>compression</service-enhance >
  </service>
  <service>
    ...
  </service>
</services>
</capability-data-model>
```

The SUPA XML example is shown below:

```
<supa-policy>
  <supa-policy-name>ses-policy</supa-policy-name>
  <supa-policy-priority>0</supa-policy-priority>
  <supa-policy-validity-period>
    <start>00-00-0000</start>
    <end>00-00-0000</end>
  </supa-policy-validity-period>

  <supa-policy-target>
    <profileType>domain</profileType>
    <asDomainName>operatorA-domain1</asDomainName>
    <businessTypeName>ses</businessTypeName>
    <instance>
      <instanceName>
        // detail to be provided by controller
      <flow-filter>
        <src-ip-addr>10.1.1.0/24</src-ip-addr>
        <dst-ip-addr>20.1.1.0/24</dst-ip-addr>
      </flow-filter>
    </instance>
  </supa-policy-target>
</supa-policy>
```

```

        <flow-filter>
            ..... // more filters
        </flow-filter>
    </instanceName>
</instance>
</supa-policy-target>

<supa-policy-atomic>
    <supa-ECA-policy-rule>
        <policy-rule-deploy-status>
            ..... // to be provided by controller
        </policy-rule-deploy-status>
        <policy-rule-exec-status>
            ..... // to be provided by controller
        </policy-rule-exec-status>
        <supa-ECA-component>
            <supa-policy-events>
                <has-policy-events>YES</has-policy-events>
            </supa-policy-events>
            <supa-policy-conditions>
                <has-policy-conditions>YES</has-policy-conditions>
                <conjunctive-type>and</conjunctive-type>
            </supa-policy-conditions>
            <supa-policy-actions>
                <action-execution>YES</action-execution>

            </supa-policy-actions>
        </supa-ECA-component>
    </supa-ECA-policy-rule>
</supa-policy-atomic>

<supa-policy-statement>
    <event-list>
        <event-name>
            <eventType>entity</eventType>
            // entity or script or boolean
            <entity>"link-load > 90%"</entity>
        </event-name>
    </event-list>

    <condition-list>
        <condition-linkThreshold>
            <conditionType>script</conditionType>
            // entity or script or boolean
            <supa-script>
                <supa-script-content>hasAcceleration(ses)</supa-script-
content>
                <supa-script-type>Python</supa-script-type>

```

```

        // Python or Perl or any other script
    </supa-script>
</condition-linkThreshold>
</condition-list>

<action-list>
    <actionName>data compression</actionName>
    <actionName>protocol acceleration</actionName>
</action-list>
</supa-policy-statement>
</supa-policy>

```

The data model can be augmented according to developers' need. The developers can add vendor specific events, conditions and actions via "augment" Yang function in [RFC6020], as suggested in [I-D.chen-sup-eca-data-model].

An example of of augmented model is shown below:

```

// ----- yang model snippet start -----
augment "/supa:supa-policy/supa:supa-policy-statement/supa:event-
list" {
    leaf my-event{
        description "customized event";
        type bool;
    }
}

augment "/supa:supa-policy/supa:supa-policy-
statement/supa:condition-list" {
    container my-condition{
        description "The bandwidth threshold, unit is Mbps";
        type uint32;
    }
}

augment "/supa:supa-policy/supa:supa-policy-statement/supa:action-
list" {
    container my-action-drop{
        description "drop packets";
        type string;
    }
}
// ----- yang model snippet end -----

// ----- xml model snippet start -----

```

```

// assume the above augmentation is in a name space "mymodel"
<supa-policy>
  ..... // others

  <supa-policy-statement>
    <event-list>
      <event-name>
        ..... // other events
      </event-name>
      <mymodel:my-event>
        true
      </mymodel:my-event> // added event
    </event-list>

    <condition-list>
      <condition-linkThreshold>
        ..... // other conditions
      </condition-linkThreshold>
      <mymodel:my-condition>
        32
      </mymodel:my-condition> // added condition
    </condition-list>

    <action-list>
      <actionName>

        ..... // other actions
      </actionName>
      <mymodel:my-action-drop>
        drop
      </mymodel:my-action-drop> // added action

    </action-list>
  </supa-policy-statement>
</supa-policy>

// ----- xml model snippet end -----

```

4.2. Use Case 2: VPC

4.2.1. Generic

In practice, a public cloud operator can virtualize the cloud resources into multiple isolated virtualized private clouds and provide them to different tenants. Such a Virtualized Private Cloud is referred to as a VPC. In a typical VPC provided by, e.g., Alibaba or Amazon, through a control portal, tenants can establish and manage their VPC networks easily, for instance, deploying or removing

virtualized network devices (e.g., virtualized routers and virtualized switches), adjusting the topologies of VPC networks, specifying packet forwarding policies, and deploying or removing virtual services (e.g., load balancers, firewalls, databases, DNS, etc.). The network functionalities that the tenant can access are virtualized and actually could be performed by the VMs located on the servers connected through physical or overlay networks. Note that the servers may be located in different data centers which are geographically distributed.

The manipulation of the virtualized VPC network may also affect the configuration of physical networks. For instance, when a tenant cloud networks and specify the policies to steer the traffics through different VPNs in different conditions. Note that the VPCs that the tenant may be located in different geographic regions and the VPNs to those VPCs may need to be generated at run time. newly deploys two VMs in the VPC which are located in different DCs, the VPC control mechanism may have to generate a VPN between two DCs for the internal VPC communication. Therefore, the control mechanism for a VPC should be able to adjust the underlying network when a tenant changes the network or service deployment of the virtual VPC network.

In addition, a VPC, often provides other value added services (e.g., database Services, DNS) for VMs in certain VPCs. The VMs and the value added services could be located in different DCs, or even provided by different vendors. VPNs are configured for the VPCs to provide connection to the internal services in a tenant's own DC or organization. The access of such services should be controlled. For instance, the VMs in a VPC can access the database services only when the tenant has deployed a database within its VPC through the control portal.

In many cases, a tenant may need to specify how the VPCs are connected to its enterprise cloud networks. For instance, a tenant wants to deploy multiple VPNs to connect the VPC with its private cloud networks and specify the policies to steer the traffics through different VPNs in different conditions. Note that the VPCs that the tenant may be located in different geographic regions and the VPNs to those VPCs may need to be generated at run time.

In addition, a VPC, often provides other value added services (e.g., database Services, DNS) for VMs in certain VPCs. The VMs and the value added services could be located in different DCs, or even provided by different vendors. VPNs are configured for the VPCs to provide connection to the internal services in tenant's own DC or organization, and to create and manage VPNs to internal services. The access of VMs to data resources should be controlled. For instance, the VMs in a VPC can access a database service only when

the tenant has deployed a database service into its VPC through the control portal.

4.2.2. Example1

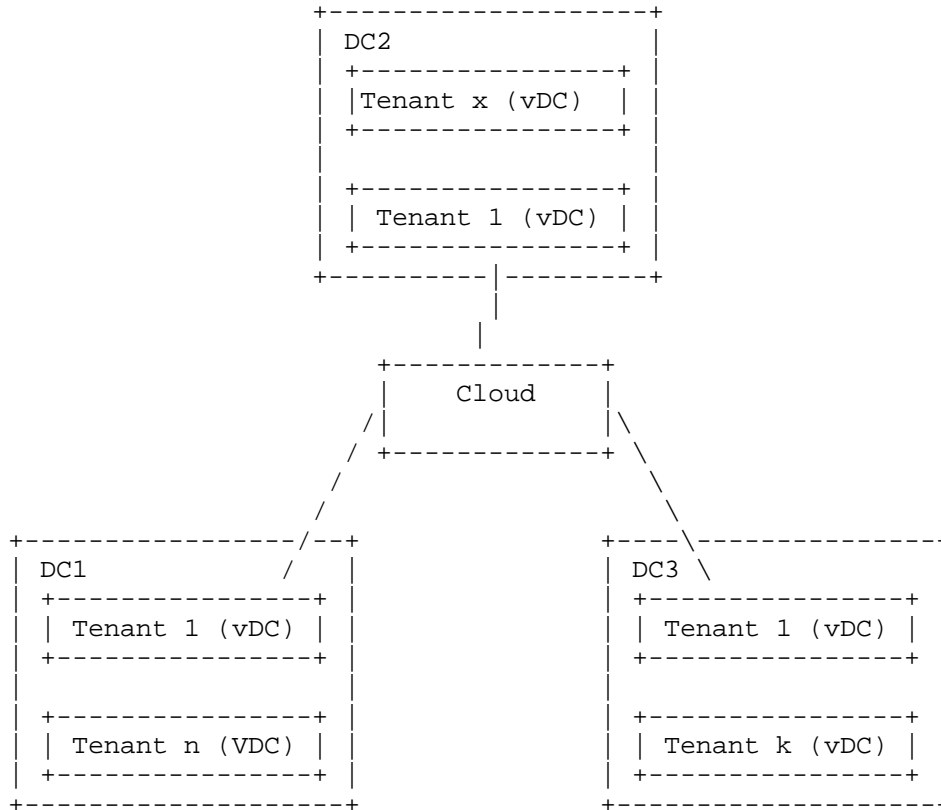


Figure 4 Resource Inter-connection for a VPC Tenant

When a cloud / DC operator signs a contract with customers, resource information such as network bandwidth, storage size, number of CPU, memory size, etc, will be specified.

But in deployment, the resources may be located in multiple distributed data centers, and tunnels will be created to connect these resources, which makes it look like one seamless entity - a virtual DC. There could be quite a number of tunnels, and the tunnels are dynamic, either for the reason of load balancing purpose or VM migration, or other reasons. This will make it difficult to configure the service statically or manually, service automation is very necessary.

The service management system will have a repository of available resources, including the topology. And also the management system will have the customer specific information (location, SLA, agreed resources, etc).

The administrator can send the service requirement to the management system by a high level data model, which can further be mapped to low level detail data models, then finally mapped to configurations of network devices.

Target: Provide VPC service to customer A with specified resources and function (storage, computing, DNS, etc)

Declarative policy:

1. Allocate the required services on DCs according to a user's profile
2. Services located in multiple distributed DCs must be interconnected via VPNs
3. The VPNs associated to the services provided for a user must match the user's profile in terms of latency, speed and bandwidth

4.2.3. Example2

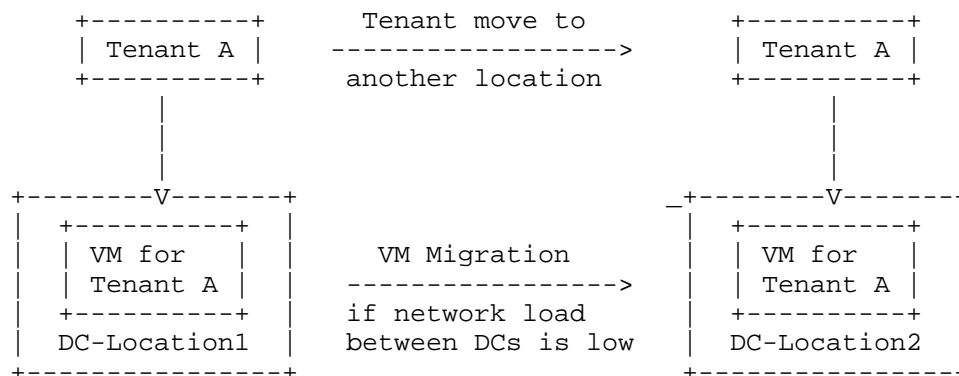


Figure 5 VM Migration if Tenant Move

As shown in the above figure, when a VPC tenant move from one location to another, where it is near to another DC, and the network load between the new DC and the previous DC is low, the tenant's VM should be migrated to the new DC in order for better user experience.

After the VM is moved to the new DC, the network related to the VM must be updated accordingly.

Target: Perform VM migration when user location changed and the network load between the DCs is low.

ECA Policy:

Event: a VPC user's location is changed (near to another DC).

Condition: `network_load(DC_old, DC_new) < threshold`.

Action:

1. Migrate the VM to the new data center (DC_new).
2. Update the VPNs connecting the user's services.

In the above model it is assumed that the network management/controller has the network topology, including attributes of the links, such as bandwidth. The network management/controller also monitors the real-time load on the links in the network topology.

The user's location can be identified by the user's IP address. When a user login, the network management/controller will check the user's IP address against an IP address database, such as the IP address assignments by IANA.

The network management/controller also maintain a mapping of DCs and IP address segments, say, a DC should serve users in a near location which can be identified by IP address segments. Though this is not always the case, sometimes the geographical distribution of network resource will also need to be considered besides the location (IP address). But, anyway, a mapping of DC and the IP address it should serve should be maintained.

If the controller detects a location change and a new DC is possible for the user, and the network load between the new DC and the old DC is low, then VM migration will be triggered and related network configuration will be performed.

4.3. Use Case 3: Traffic Manipulation cross DCs

DCs usually have multiple external links, either to other DCs or to the internet. Because of the dynamic nature of network traffic, the load on a link may vary at different times of a day, e.g. link mainly carries enterprise traffic may have a high load in the working hours but less traffic in the night. Some events may also impact the load

of links, such as one link is physically damaged and the load in it will go to another link.

In order to make full use of the bandwidth of the links, dynamic traffic steering is necessary for SLA meanwhile with full use of network resource.

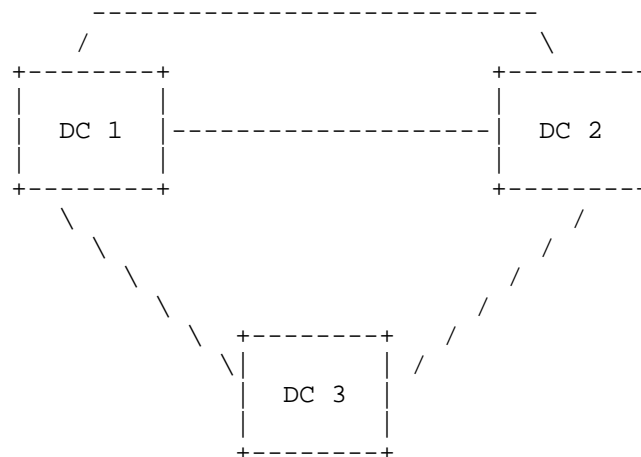


Figure 6 Multiple Disjoint Links Between DCs

Target: a DC has multiple external links. When the load on a link is over a threshold, perform traffic steering for a better bandwidth resource usage

ECA Policy:

Event: load on a DC link exceeds threshold.

Condition: multiple disjoint links between DCs.

Action: steer some traffic to link with low load.

In the above case, it is assumed that the network management/controller has the network topology, including attributes of the links, such as bandwidth. The network management/controller also monitors the real-time load on the links in the network topology. The network topology also contains the connections between network devices. The network management/controller will be able to figure out if there are multiple disjoint links between two DCs. The algorithm for finding out disjoint links is out of the scope of this SUPA.

When the network management/controller detects the load on a link exceeds a threshold, it can check if there are multiple disjoint links, and if yes, it will then further perform necessary actions as pre-specified.

4.4. Use Case 4: Virtual SP

Virtual network operators usually do not build all networks, including access network, metro network, and backbone network, by themselves. Instead, they rent network from other operators. For instance, a virtual operator may not have the access network, traffics of broadband network subscribers will go through an access network rent from another operators, and then be directed to the virtual operators network from the BNG via tunnels. In some another case, a virtual operator may not have the backbone network, the network islands and DCs will be connected by tunnels.

In above cases, virtual network operators may have to face an issue. That is, they have no control over the tunnels and cannot decide the exact path that a tunnel should go through. In some scenarios, if a tunnel goes through the border of two network operators, or the tunnel goes through an area where network load is too high, the SLA may become a problem. Due to cost issue, virtual network operators cannot buy service from other operators with critical SLA. This problem will be even more serious to the a virtual network operator who runs its business in a large geographical region.

A possible solution for such a virtual network operator is to rent or put some routers in network operators' DCs, and then configure tunnels between the routers and perform traffic steering. In this way, virtual network operators can have control over the tunnels, pin down the path. When a problem is detected, such as QoS of a tunnel is below a threshold, virtual network operator can perform "network wide" optimization, reconfigure the tunnels and/or perform traffic steering.

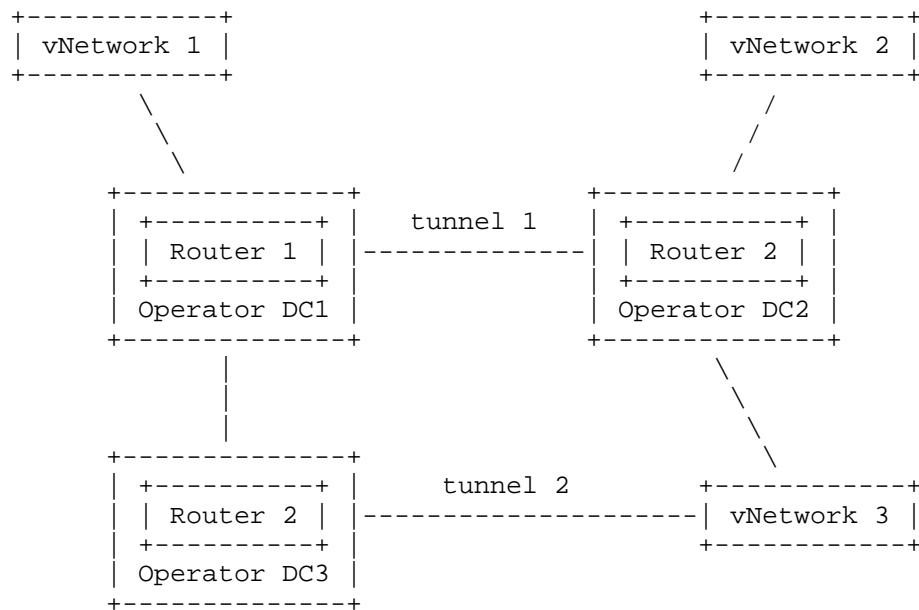


Figure 7 Segment Tunnels for Virtual Network Operator

Assume the route of a direct tunnel built between virtual operator's networks (e.g. vNetwork1-to-vNetwork3) is out of control. For instance, the route may go through network node with problems, or the route may go across the border of different operators where QoS cannot be guaranteed.

In this case, the virtual network operator can configure three tunnels rather than one to connect vNetwork1 to vNetwork3: vNetwork1-to-Router1, Router1-to-Router2, Router2-to-vNetwork3.

After the initial network configuration is finished, if any problem is detected in any tunnel, the network management system can perform network wide optimization, taking all the routers into account and working out another set of tunnels if necessary.

ECA Policy:

Event: QoS parameters < threshold.

Condition: multiple disjoint tunnels available.

Action: Network wide tunnel optimization + traffic steering.

In this case, the virtual SP can monitor the real-time QoS parameters between the virtual networks and the rented routers. If the QoS parameters exceed a threshold, and the virtual has deployed multiple rented routers which can provide multiple disjoint tunnels, then the network management/controller can trigger network wide tunnel optimization and/or perform traffic steering.

When performing the tunnel optimization, the network management/controller may terminate the tunnel(s) which go through specific network area with problems, and/or build new tunnels, and/or perform network wide traffic steering. This will give the operator a lot of flexibility in controlling the network.

The traffic steering may need to be combined with the network topology, and dynamically distribute traffic in the whole network.

4.5. Use Case 5: Instant VPN

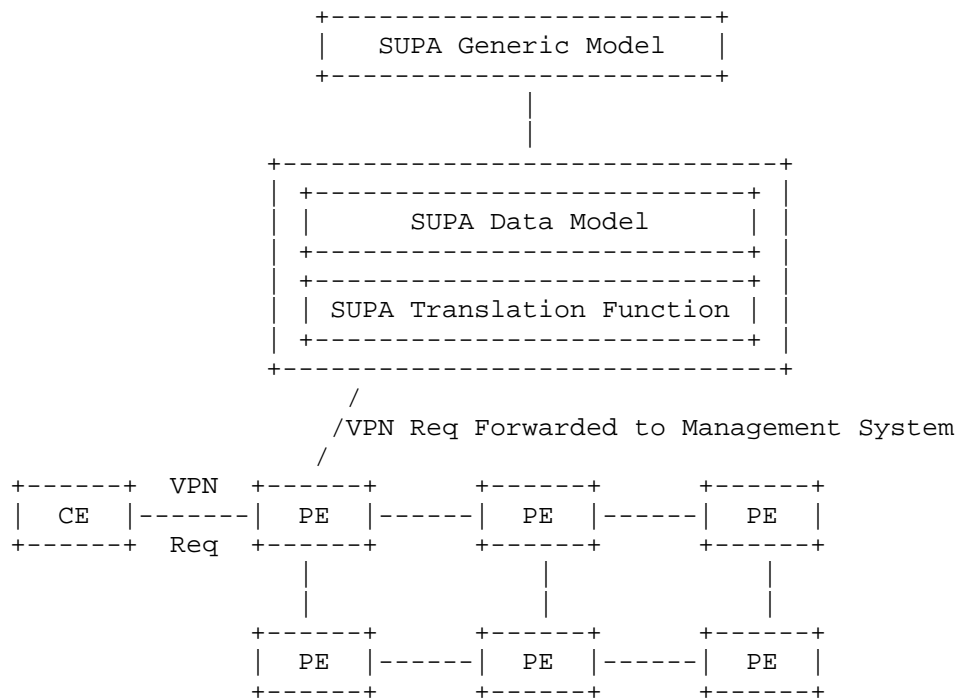


Figure 8 Instant VPN

Traditionally, when an operator needs to deploy VPN services for an enterprise customer, they will send a service staff to the customer site and make the wire connection between the CE and PE. The service staff will also collect the configuration information, e.g.

port/frame/slot of PE, PE ID, etc, and then send the collected information back to the management system. The management system will configure the network according to this information as well as the customer' information (such as bandwidth, SLA, etc). The problem of this approach is that the service staff needs to collect the connection information and feedback to the management system, and MUST make sure the information matches the actual connection. This process is error prone.

New approach should not count on the physical / geographical information feedback by the service staff, minimize the operation procedures. The CE should send authentication (with credentials) request to the PE, and PE should forward the request to the management system together with port/frame/slot on which the request is received, the PE ID etc.

Target: Configure VPN for an enterprise customer to connect its enterprise network with VPC

ECA Policy:

Event: service management system receive a CE request for VPN creation (forwarded by PE).

Condition: Authentication and Authorization results are OK.

Action: Configure VPN based on received request, including the user's grade and physical info (port/slot/frame/route id, etc, from which the request is received).

5. IANA Considerations

This document makes no request of IANA.

Note to RFC Editor: this section may be removed on publication as an RFC.

6. Security Considerations

Since SUPA models can be used to generate configurations for network elements, the management applications which send models to service management system must go through authentication and authorization.

The handling of confliction of different policies is out of scope of this memo.

7. Acknowledgements

This document has benefited from reviews, suggestions, comments and proposed text provided by the following members, listed in alphabetical order: Juergen Schoenwaelder, John Strassner, James Huang.

8. References

8.1. Normative References

- [RFC2119] Bradner, S., "Key words for use in RFCs to Indicate Requirement Levels", BCP 14, RFC 2119, DOI 10.17487/RFC2119, March 1997, <<http://www.rfc-editor.org/info/rfc2119>>.
- [RFC6020] Bjorklund, M., Ed., "YANG - A Data Modeling Language for the Network Configuration Protocol (NETCONF)", RFC 6020, DOI 10.17487/RFC6020, October 2010, <<http://www.rfc-editor.org/info/rfc6020>>.

8.2. Informative References

- [I-D.chen-sup-a-eca-data-model]
Chen, M., Contreras, L., Hayashi, M., and T. Tsou, "ECA Policy YANG Data Model", draft-chen-sup-a-eca-data-model-05 (work in progress), October 2015.
- [I-D.klyus-sup-a-proposition]
Klyus, M. and J. Strassner, "SUPA Value Proposition", draft-klyus-sup-a-proposition-02 (work in progress), July 2015.
- [I-D.strassner-sup-a-generic-policy-info-model]
Strassner, J., Halpern, J., and J. Coleman, "Generic Policy Information Model for Simplified Use of Policy Abstractions (SUPA)", draft-strassner-sup-a-generic-policy-info-model-04 (work in progress), February 2016.
- [I-D.ww-sfc-control-plane]
Li, H., Wu, Q., Boucadair, M., Jacquenet, C., Haeffner, W., Lee, S., Parker, R., Dunbar, L., Malis, A., Halpern, J., Reddy, T., and P. Patil, "Service Function Chaining (SFC) Control Plane Components & Requirements", draft-ww-sfc-control-plane-06 (work in progress), June 2015.

Authors' Addresses

Narasimha Vadrevu
VN Telecom Consultancy

Email: vadrevun@von20.com

Dacheng Zhang
Alibaba Group

Email: dacheng.zdc@alibaba-inc.com

Shunmin Zhu
Alibaba Group

Email: jianghe.zsm@taobao.com

Ying Cheng
China Unicom

Email: chengying10@chinaunicom.cn